

US00D500708S

(12) **United States Design Patent**
Pfeiffer et al.

(10) **Patent No.: US D500,708 S**
(45) **Date of Patent: ** Jan. 11, 2005**

(54) **SURFACE CONFIGURATION OF A VEHICLE, TOY AND/OR OTHER REPLICAS**

(75) Inventors: **Peter Pfeiffer**, Boeblingen (DE); **Murat Guenak**, Ehningen (DE); **Franz Lecher**, Sindelfingen (DE)

(73) Assignee: **DaimlerChrysler AG**, Stuttgart (DE)

(**) Term: **14 Years**

(21) Appl. No.: **29/170,772**

(22) Filed: **Nov. 13, 2002**

(51) **LOC (7) Cl.** **12-08**

(52) **U.S. Cl.** **D12/92**

(58) **Field of Search** D12/90-92, 86;
D21/424, 433; 296/185

(56) **References Cited**

U.S. PATENT DOCUMENTS

D419,489 S	*	1/2000	Sacco et al.	D12/92
D434,699 S	*	12/2000	Pfeiffer	D12/92
D452,460 S	*	12/2001	Sacco et al.	D12/92
D475,948 S	*	6/2003	Sinkwitz	D12/92
D485,211 S	*	1/2004	Pfeiffer et al.	D12/92

OTHER PUBLICATIONS

“Auto Motor und Sport,” 2002, pp. 14-15.

* cited by examiner

Primary Examiner—Melody N. Brown

(74) *Attorney, Agent, or Firm*—Crowell & Moring LLP

(57) **CLAIM**

The ornamental design for a surface configuration of a vehicle, toy and/or other replicas, as shown and described.

DESCRIPTION

This application is related to the following co-pending applications, of the inventors: application Ser. No. 29/177,771, entitled “Surface Configuration of a Hood for a Vehicle”; application Ser. No. 29/170,770, entitled “Surface Configuration of a Taillight for a Vehicle”; and application Ser. No. 29/170,773, entitled “Surface Configuration of a Headlight for a Vehicle”.

FIG. 1 is a front, left perspective view of a surface configuration of a vehicle, toy and/or other replicas according to our novel design, the front, right perspective view being mirror symmetrical;

FIG. 2 is a front view of the surface configuration of a vehicle, toy and/or other replicas according to our novel design;


FIG. 3 is a left side view of the surface configuration of a vehicle, toy and/or other replicas according to our novel design, the right side view being mirror symmetrical;

FIG. 4 is a rear, right perspective view of the surface configuration of a vehicle, toy and/or other replicas according to our novel design, the rear, left perspective view being mirror symmetrical; and,

FIG. 5 is a rear view of the surface configuration of a vehicle, toy and/or other replicas according to our novel design.

The broken lines are shown for illustrative purposes only and form no part of the claimed design.

1 Claim, 3 Drawing Sheets



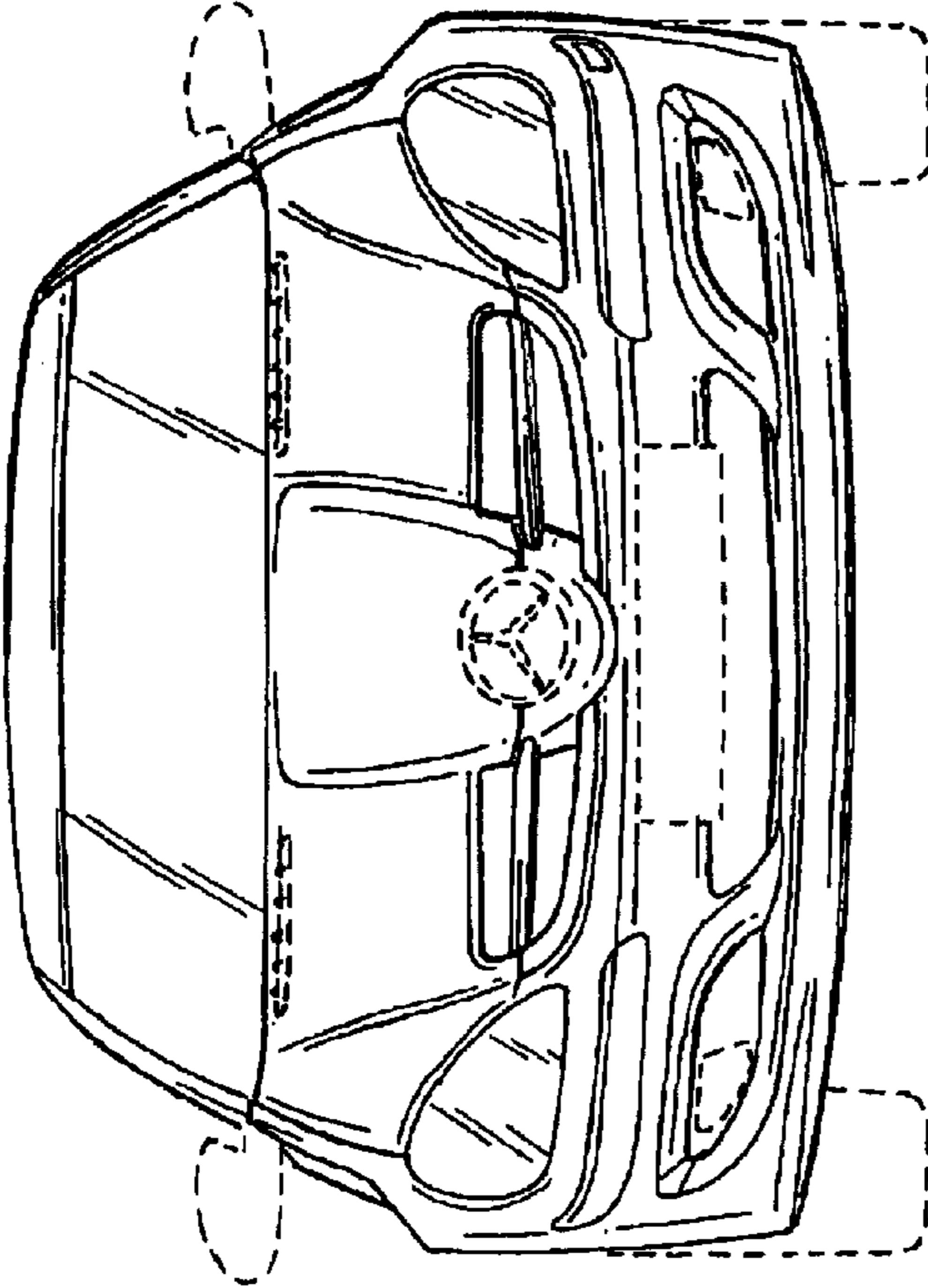


FIG. 2

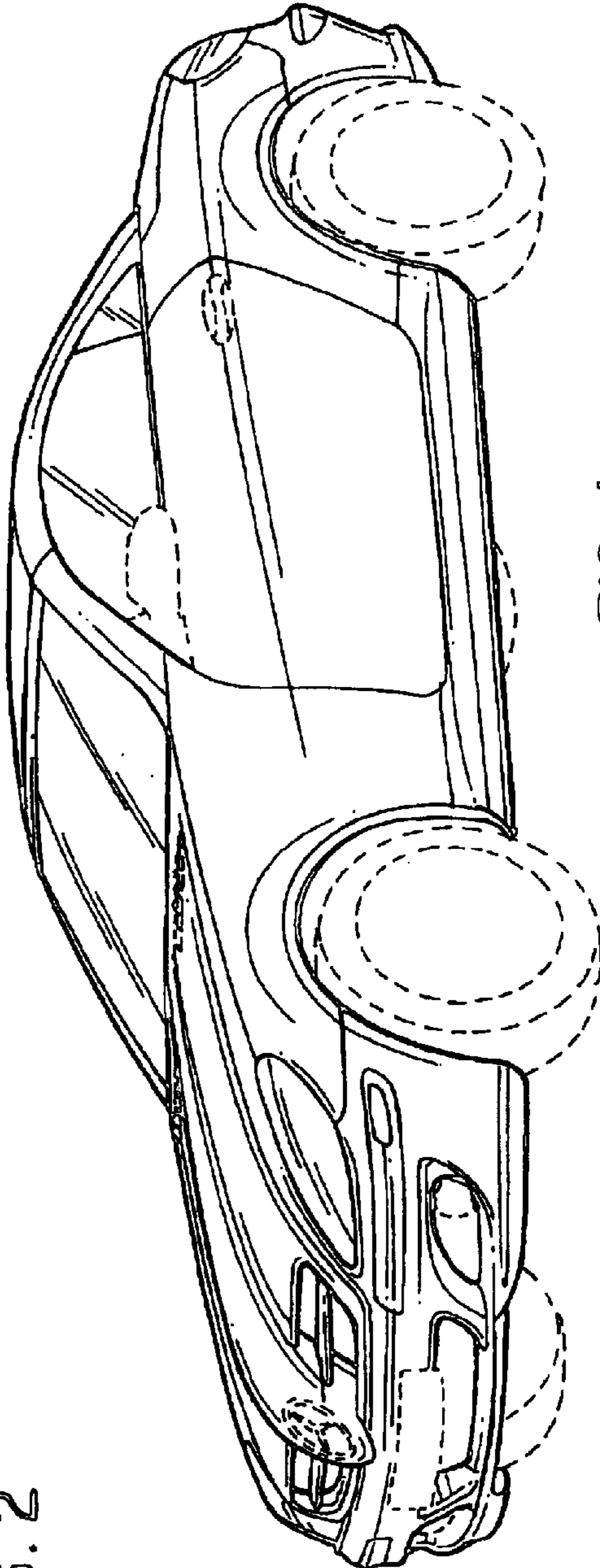


FIG. 1

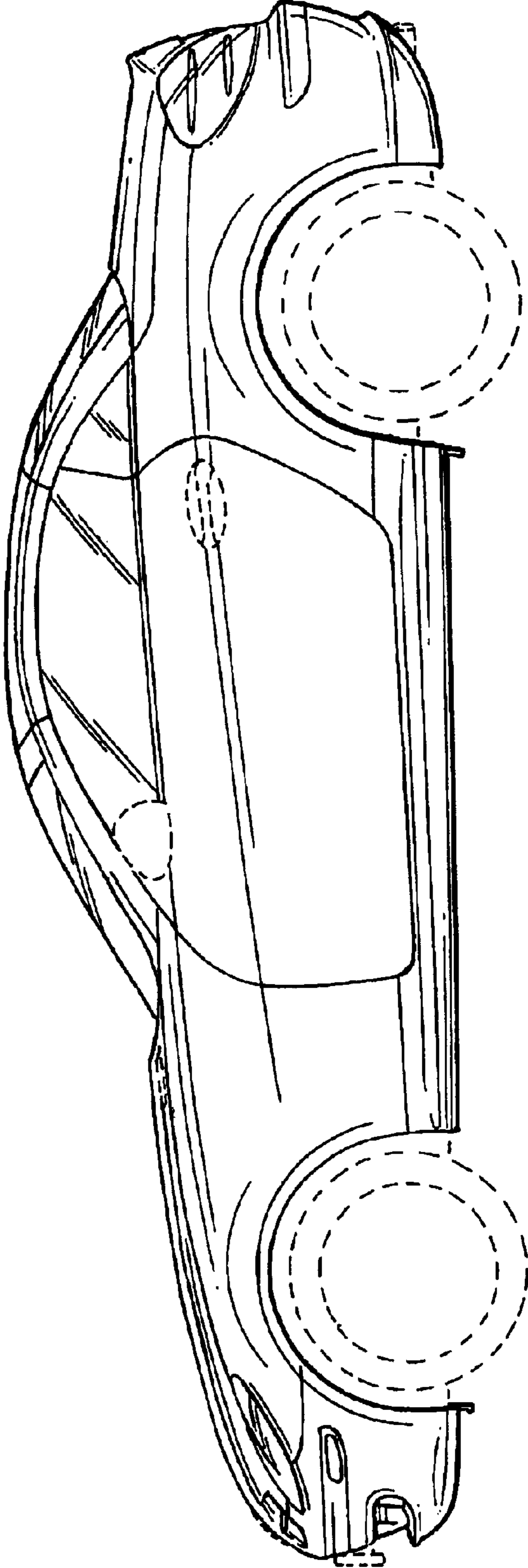


FIG. 3

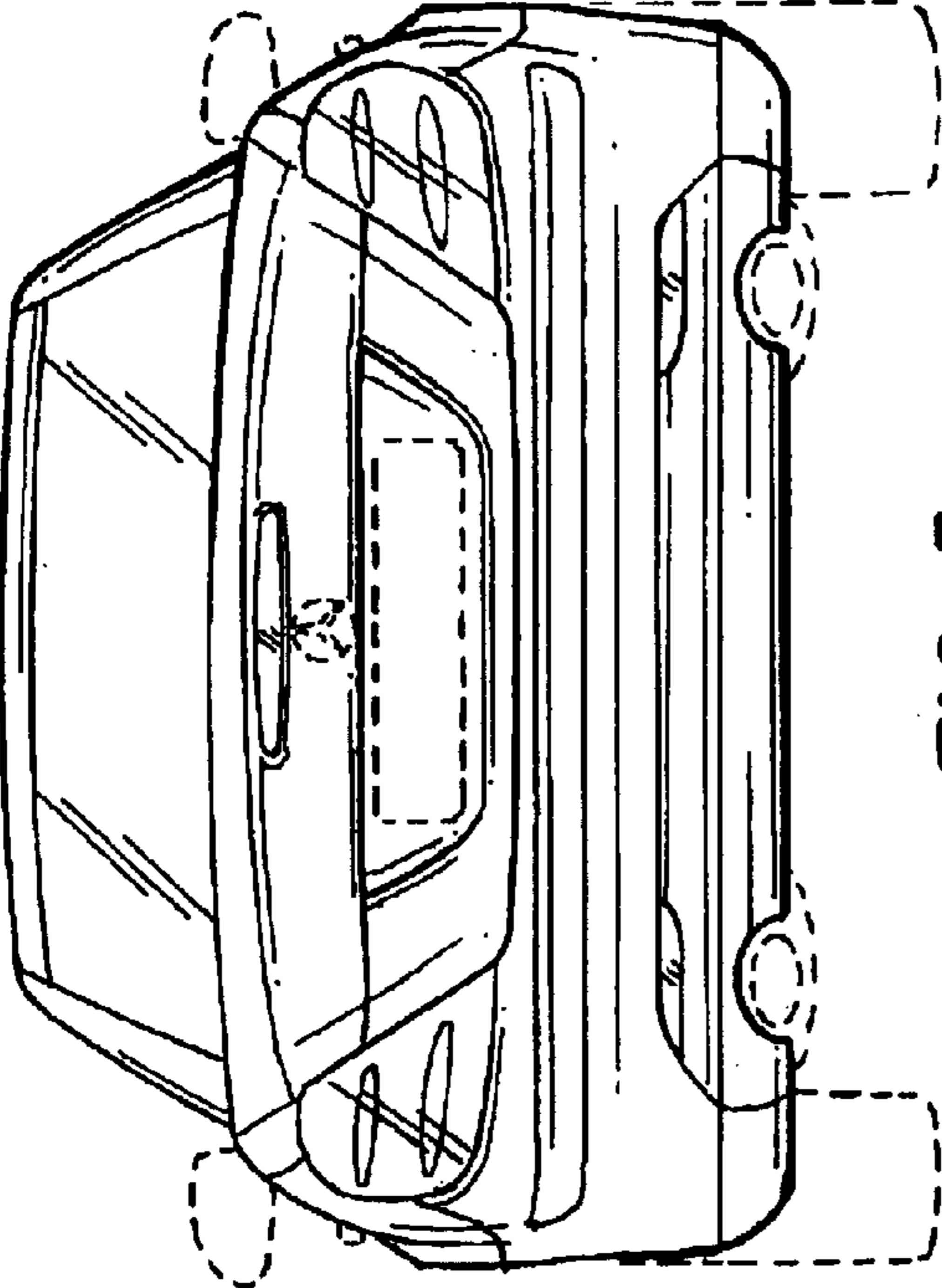


FIG. 5

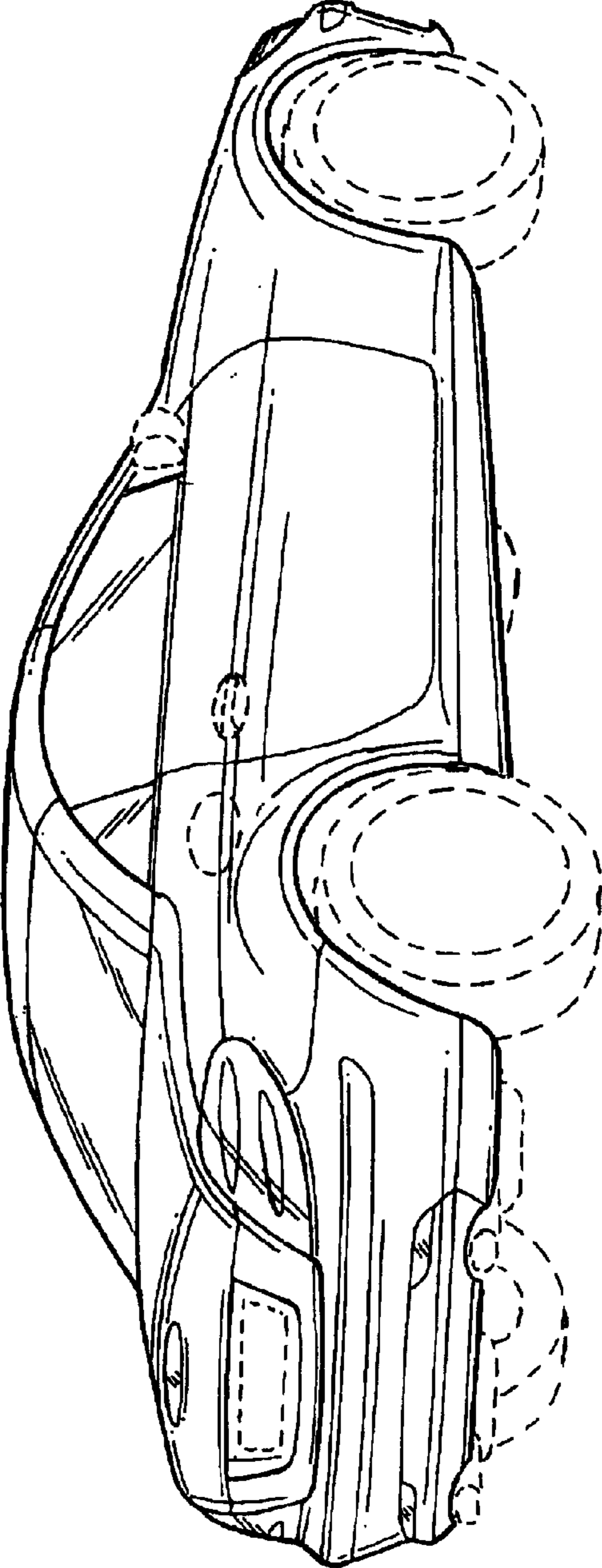


FIG. 4