

US00D500679S

(12) **United States Design Patent** (10) **Patent No.:** **US D500,679 S**
Walsh et al. (45) **Date of Patent:** **** Jan. 11, 2005**

(54) **CONTAINER**

(75) Inventors: **Michael J. Walsh**, Chesterfield, MO (US); **Mark A. Gilbertson**, Sauk City, WI (US); **Michael J. Brock**, Madison, WI (US); **Scott G. Manke**, Sun Prairie, WI (US)

(73) Assignee: **Masterchem Industries, Inc.**, Imperial, MO (US)

(**) Term: **14 Years**

(21) Appl. No.: **29/190,020**

(22) Filed: **Sep. 11, 2003**

Related U.S. Application Data

(63) Continuation of application No. 29/164,453, filed on Jul. 24, 2002, now Pat. No. Des. 483,269.

(51) **LOC (7) Cl.** **09-01**

(52) **U.S. Cl.** **D9/522; D9/543**

(58) **Field of Search** D9/414, 422, 424, D9/426, 432, 516, 522-523, 528, 530-532, 539-540, 543, 560; D32/53, 53.1; D34/39; 215/382-385, 396, 398, 400; 220/4.27, 23.4, 23.83, 510, 561, 601, 675, 696, 761, 766, 770; 156/94, 250, 264

(56) **References Cited**

U.S. PATENT DOCUMENTS

D51,560 S	12/1917	Reizenstein
2,120,487 A	6/1938	Conner
D193,446 S	8/1962	Houghton
D204,171 S	3/1966	Szajna
D222,249 S	10/1971	Lucas
D273,563 S	4/1984	Jeans et al.
4,474,303 A	10/1984	Maccise
D276,890 S	12/1984	Hancher
D286,024 S	10/1986	Murukurthy
D289,377 S	4/1987	Ashby et al.
4,805,793 A	2/1989	Brandt et al.
D305,407 S	1/1990	Gonda
D308,166 S	5/1990	Weckman

D320,911 S	10/1991	Carlson
D323,115 S	1/1992	Kelsey
5,092,474 A	3/1992	Leigner
5,103,988 A	4/1992	Reil et al.
5,269,438 A	12/1993	Kelsey
D370,153 S	5/1996	Chaney et al.
D370,850 S	6/1996	Beaver
D374,178 S	10/1996	Valls et al.
D388,708 S	1/1998	Moonaghan
D389,067 S	1/1998	Lown
D393,520 S	* 4/1998	Christy D34/39
5,823,345 A	10/1998	Nask et al.
D413,200 S	8/1999	Baker
D448,674 S	10/2001	Mooney
D449,538 S	10/2001	Burleson et al.
D462,012 S	8/2002	Manderfield, Jr.
D464,879 S	10/2002	Meeker et al.
D465,153 S	11/2002	Meeker et al.
6,530,500 B2	3/2003	Bravo et al.
D473,142 S	4/2003	Beaver

(List continued on next page.)

Primary Examiner—Carol Rademaker
(74) *Attorney, Agent, or Firm*—Foley & Lardner LLP

(57) **CLAIM**

We claim the ornamental design for a container, as shown and described.

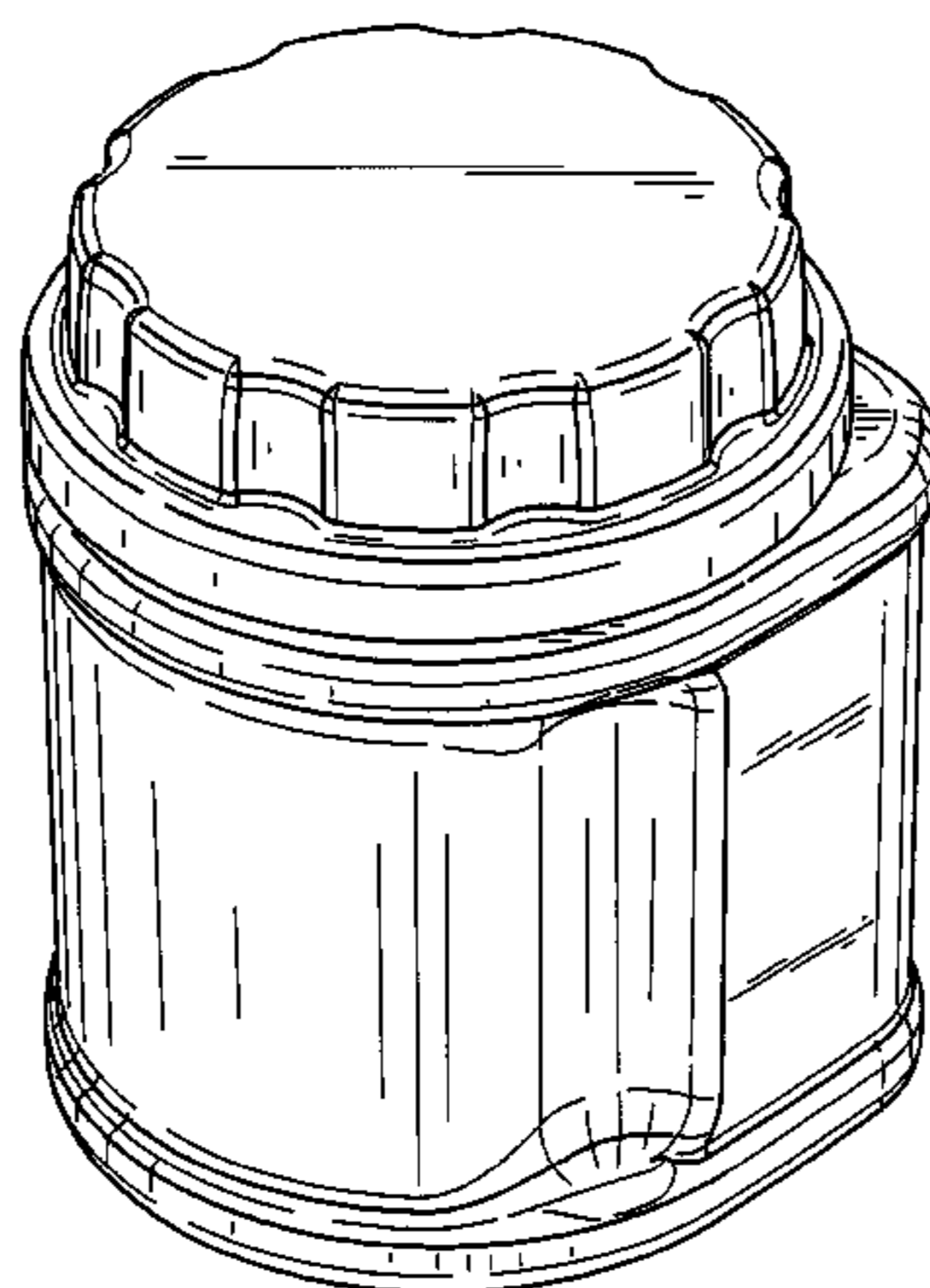
DESCRIPTION

FIG. 1 is a perspective view of a container; FIG. 2 is a right side view of the design of FIG. 1, the left side view being a mirror image; FIG. 3 is a front view of the design of FIG. 1; FIG. 4 is a back view of the design of FIG. 1; FIG. 5 is a top view of the design of FIG. 1; and, FIG. 6 is a bottom view of the design of FIG. 1.

The ornamental design which is claimed is shown in solid lines in the drawing. The broken lines in the drawings are for illustrative purposes only and form no part of the claimed design.

The broken lines shown in FIG. 6 are for environmental purposes only and form no part of the claimed design.

1 Claim, 3 Drawing Sheets



US D500,679 S

Page 2

U.S. PATENT DOCUMENTS

D474,115 S	5/2003	Walsh et al.			
D480,973 S	10/2003	Nottingham et al.			
D480,974 S	* 10/2003	Blank	D9/543	
D485,494 S	* 1/2004	Walsh et al.	D9/529	
D486,070 S	* 2/2004	Walsh et al.	D9/530	
					* cited by examiner
		D491,467 S	* 6/2004	Walsh et al. D9/522
		2002/0195471	A1 12/2002	Nottingham et al.	
		2003/0102339	A1 * 6/2003	Walsh et al. 222/567
		2003/0102340	A1 * 6/2003	Walsh et al. 222/572
		2003/0192921	A1 * 10/2003	Walsh et al. 222/568

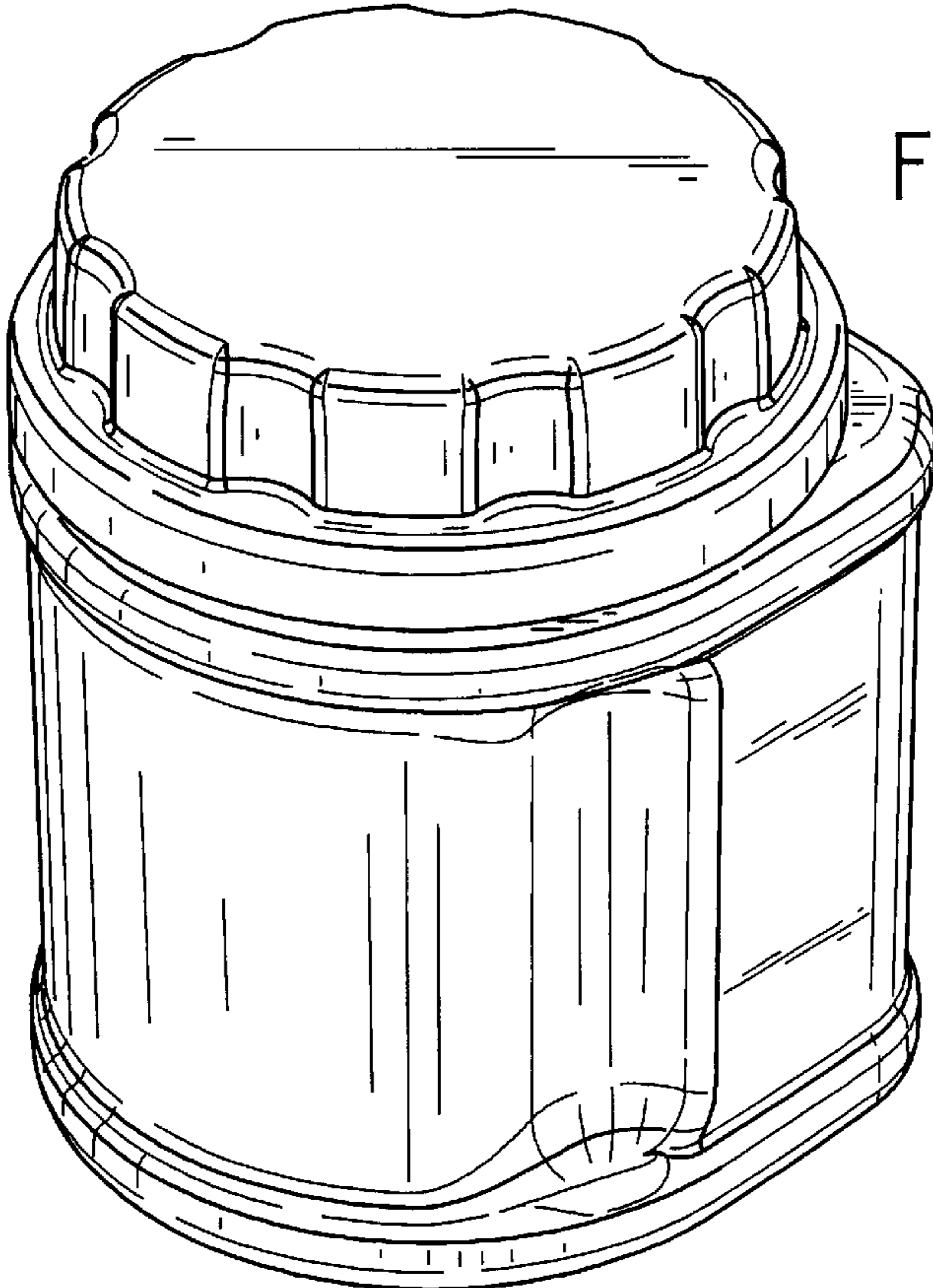


FIG. 1

FIG. 2

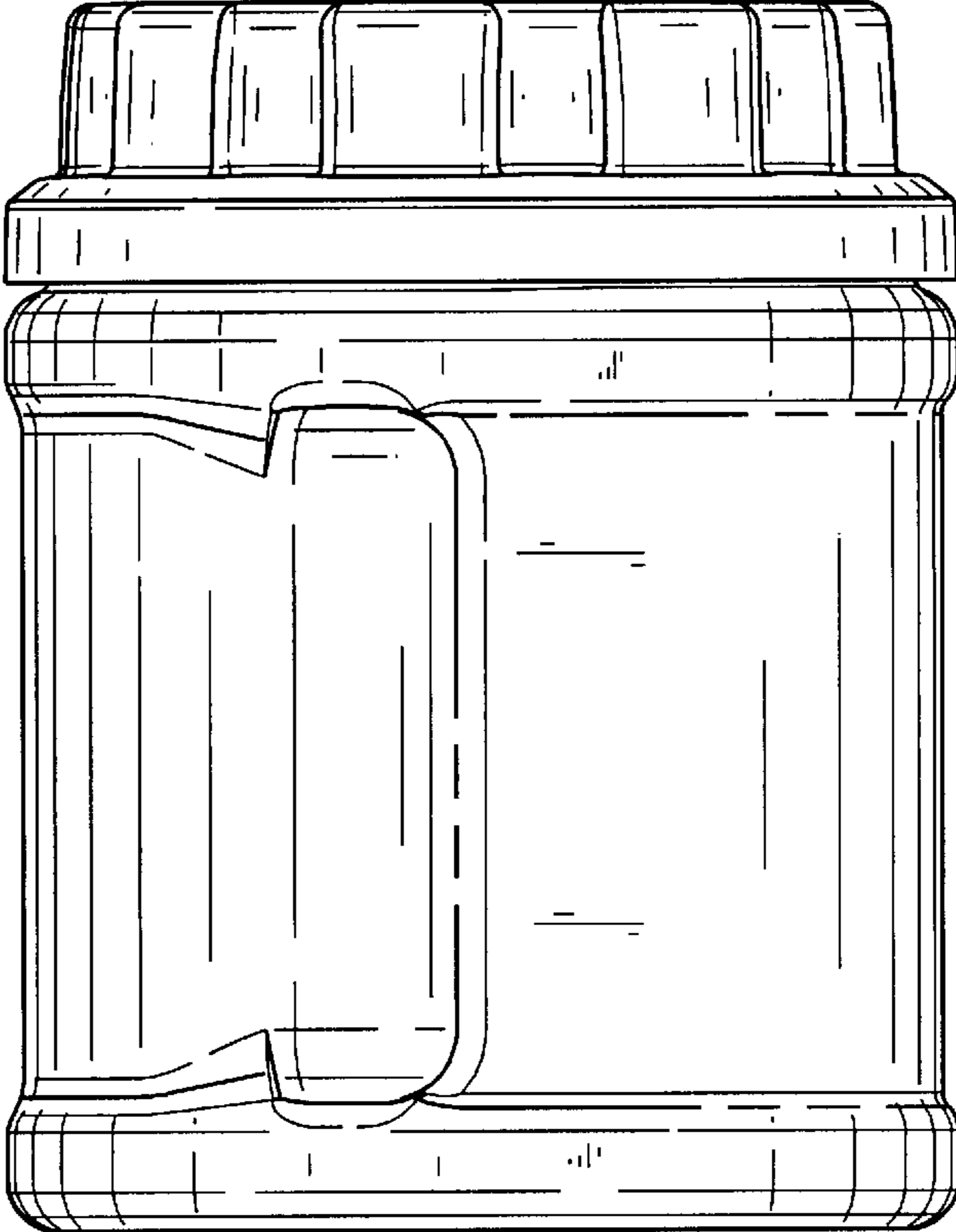


FIG. 3




FIG. 4




FIG. 5

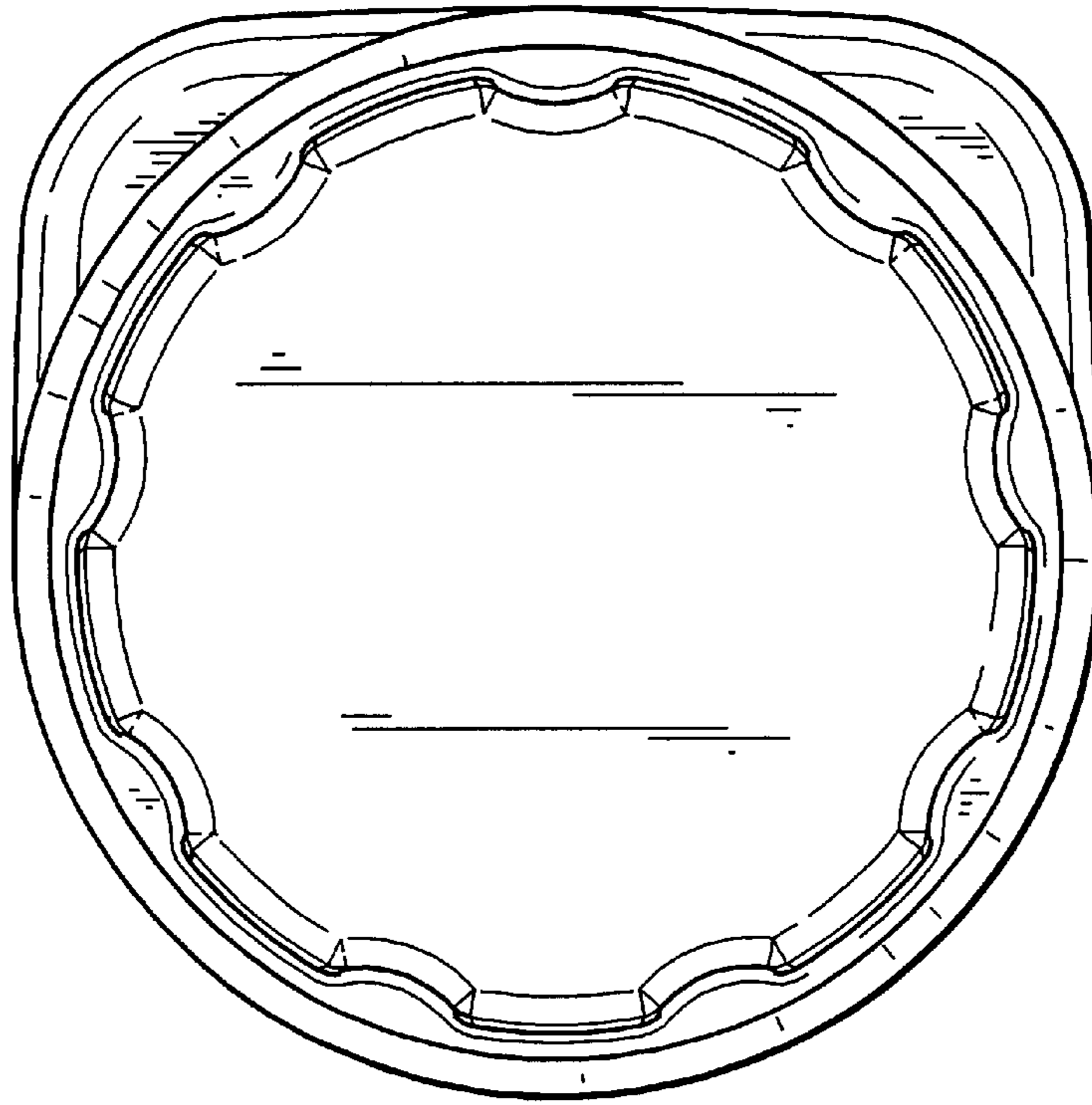


FIG. 6

