

US00D500677S

(12) **United States Design Patent**
Druitt

(10) **Patent No.: US D500,677 S**
(45) **Date of Patent: ** Jan. 11, 2005**

(54) **CLOSURE**

(75) Inventor: **Rodney Malcolm Druitt**, Warwickshire (GB)

(73) Assignee: **Owens Illinois Closure, Inc.**, Toledo, OH (US)

(**) Term: **14 Years**

3,653,529 A	4/1972	Segmuller
D232,417 S	8/1974	Macko
D247,351 S	2/1978	Barthropp
4,257,526 A	3/1981	Weits et al.
4,333,578 A	6/1982	Di Nunzio
D272,324 S	1/1984	Mumford et al.
D279,803 S	7/1985	Manning
D292,380 S	10/1987	Smith
D304,303 S	10/1989	Hurst et al.

(List continued on next page.)

(21) Appl. No.: **29/188,209**

(22) Filed: **Aug. 15, 2003**

Primary Examiner—Dominic Simone

(74) *Attorney, Agent, or Firm*—McDermott, Will & Emery

Related U.S. Application Data

(60) Continuation-in-part of application No. 29/162,230, filed on Jun. 13, 2002, now Pat. No. Des. 480,644, which is a continuation-in-part of application No. 29/153,552, filed on Jan. 11, 2002, now Pat. No. Des. 465,730, which is a division of application No. 29/132,510, filed on Nov. 13, 2000, now Pat. No. Des. 463,281.

(51) **LOC (7) Cl.** **09-07**

(52) **U.S. Cl.** **D9/452**

(58) **Field of Search** D9/434, 435, 452, D9/453, 438; 215/235, 250, 257, 258; 220/200, 265

(56) **References Cited**

U.S. PATENT DOCUMENTS

D33,364 S	10/1900	Lindemeyr
D51,893 S	3/1918	Temple et al.
D95,904 S	6/1935	Fuerst
D99,097 S	3/1936	Perry
D102,368 S	12/1936	Higgins
D109,518 S	5/1938	Meier
D154,204 S	6/1949	Jung
D158,486 S	5/1950	Margulies
D189,557 S	7/1961	Soffer
3,254,785 A	6/1966	Lovell
3,281,001 A	10/1966	Stuart

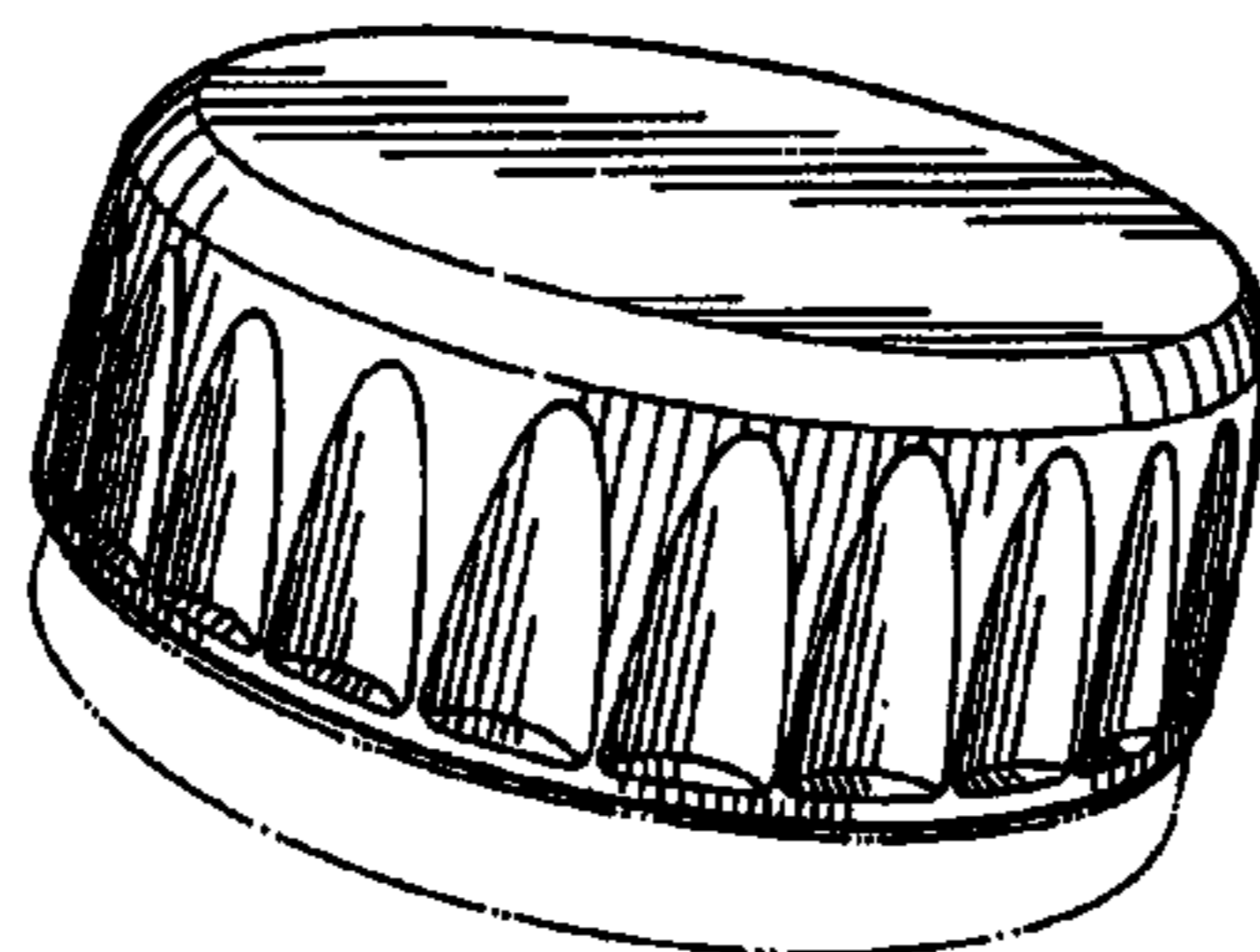
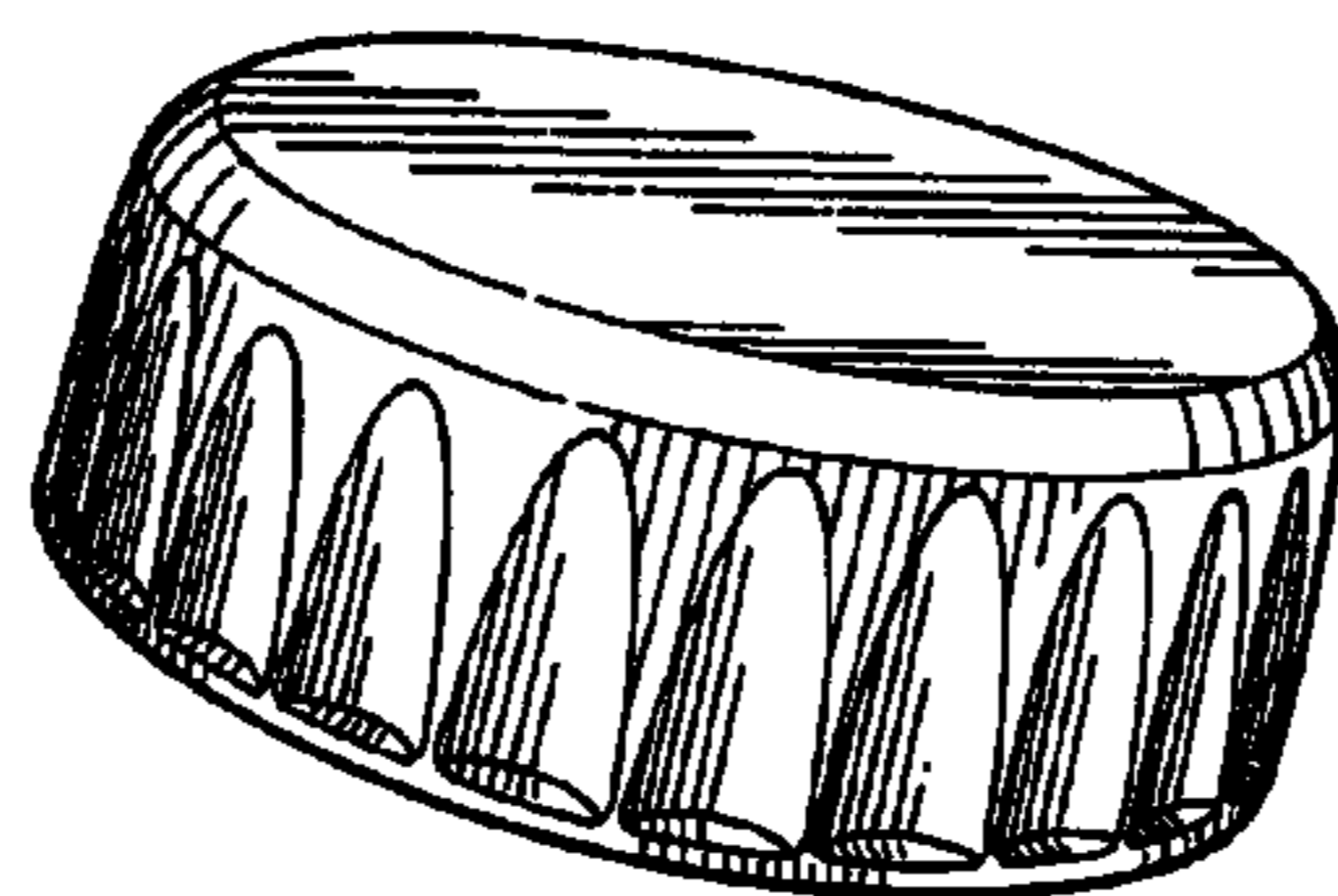
(57) **CLAIM**

The ornamental design for the closure, as shown and described.

DESCRIPTION

FIG. 1 is a perspective view of the closure according to the present invention without a tamper evident band; FIG. 2 is a plan view of the closure as shown in FIG. 1; FIG. 3 is a front/rear view of the closure as shown in FIG. 1; FIG. 4 is a right/left side view of the closure as shown in FIG. 1; FIG. 5 is an inverted plan view of the closure as shown in FIG. 1; FIG. 6 is a perspective view of the closure according to the invention with the tamper evident band shown in phantom; FIG. 7 is a plan view of the closure as shown in FIG. 6; FIG. 8 is a front/rear view of the closure as shown in FIG. 6; FIG. 9 is a right/left side view of the closure as shown in FIG. 6; and, FIG. 10 is an inverted plan view of the closure as shown in FIG. 6.

1 Claim, 4 Drawing Sheets



US D500,677 S

Page 2

U.S. PATENT DOCUMENTS

D305,735 S 1/1990 Zinnbauer
H803 H 8/1990 Sherrington
D327,849 S 7/1992 Armstrong
D333,065 S 2/1993 Murphy
D347,791 S 6/1994 Lathrop et al.
D351,795 S 10/1994 Ogden
D379,307 S 5/1997 Marriage
D395,008 S 6/1998 Kuzma et al.

D400,793 S 11/1998 Kuhn
D415,684 S 10/1999 Reidenbach
D418,756 S 1/2000 Reidenbach
D418,757 S 1/2000 Reidenbach
D443,513 S 6/2001 Goettner
D463,281 S * 9/2002 Druitt D9/452
D465,730 S * 11/2002 Druitt D9/452
D480,644 S * 10/2003 Druitt D9/452

* cited by examiner

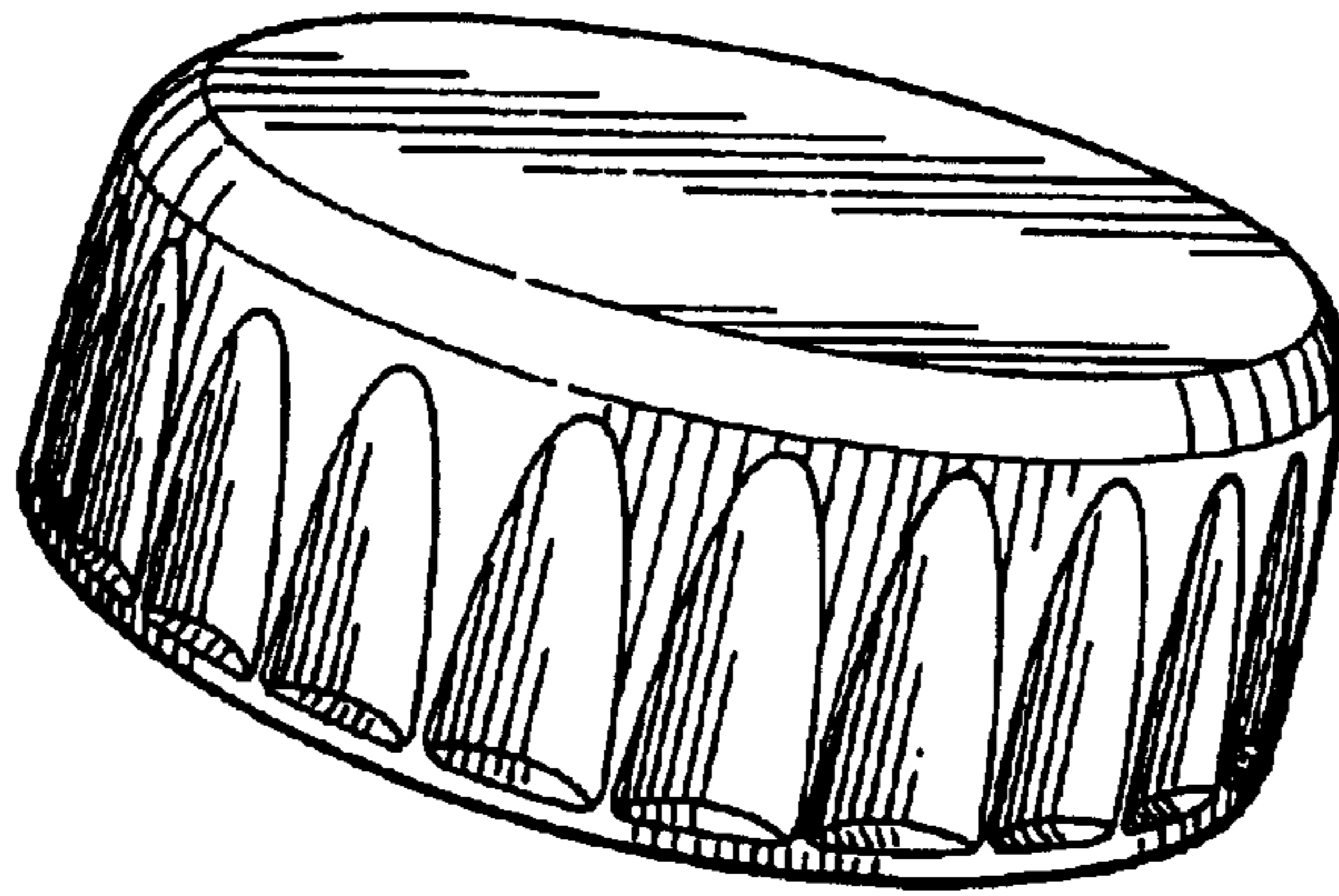


FIG. 1

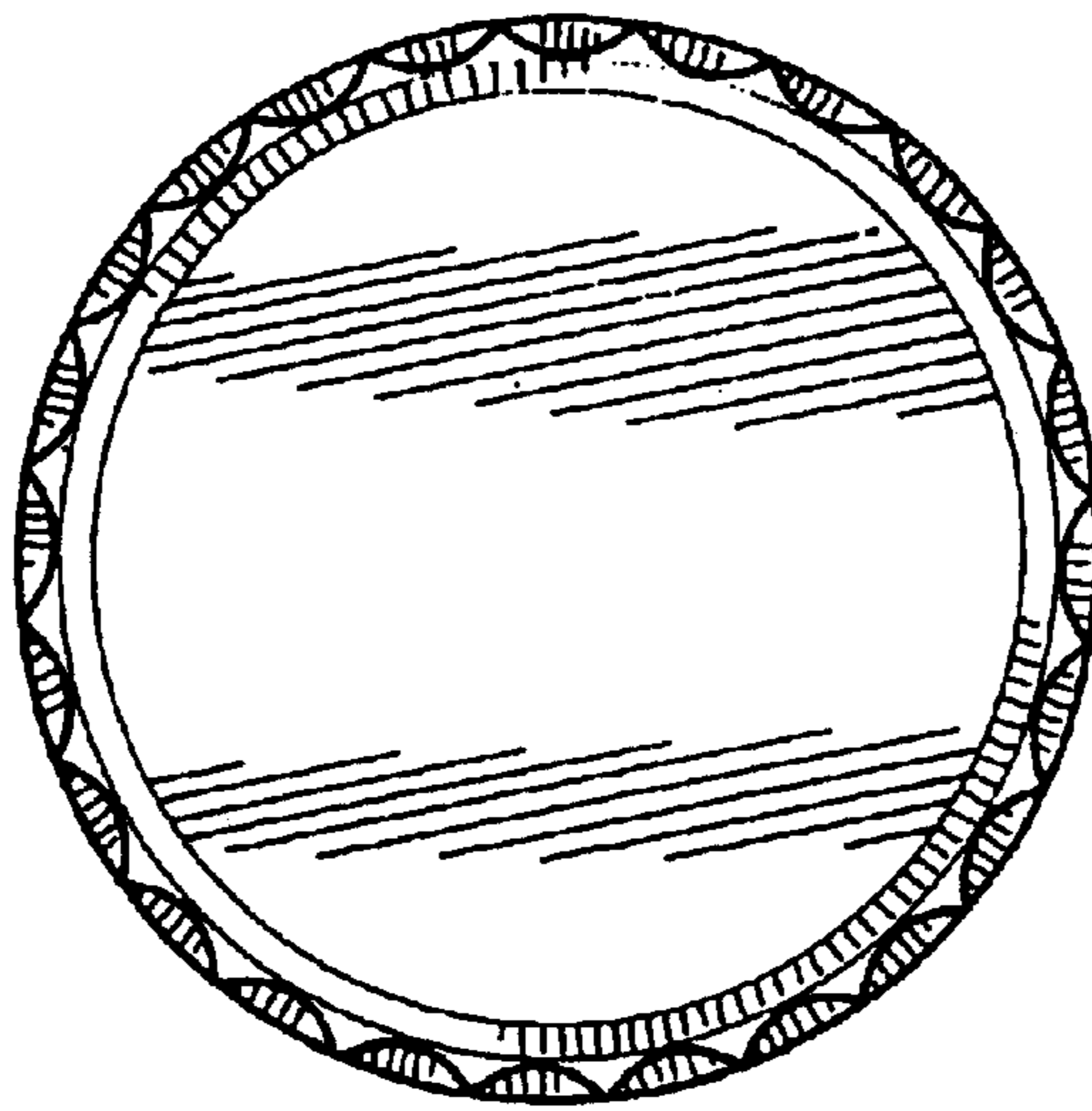


FIG. 2

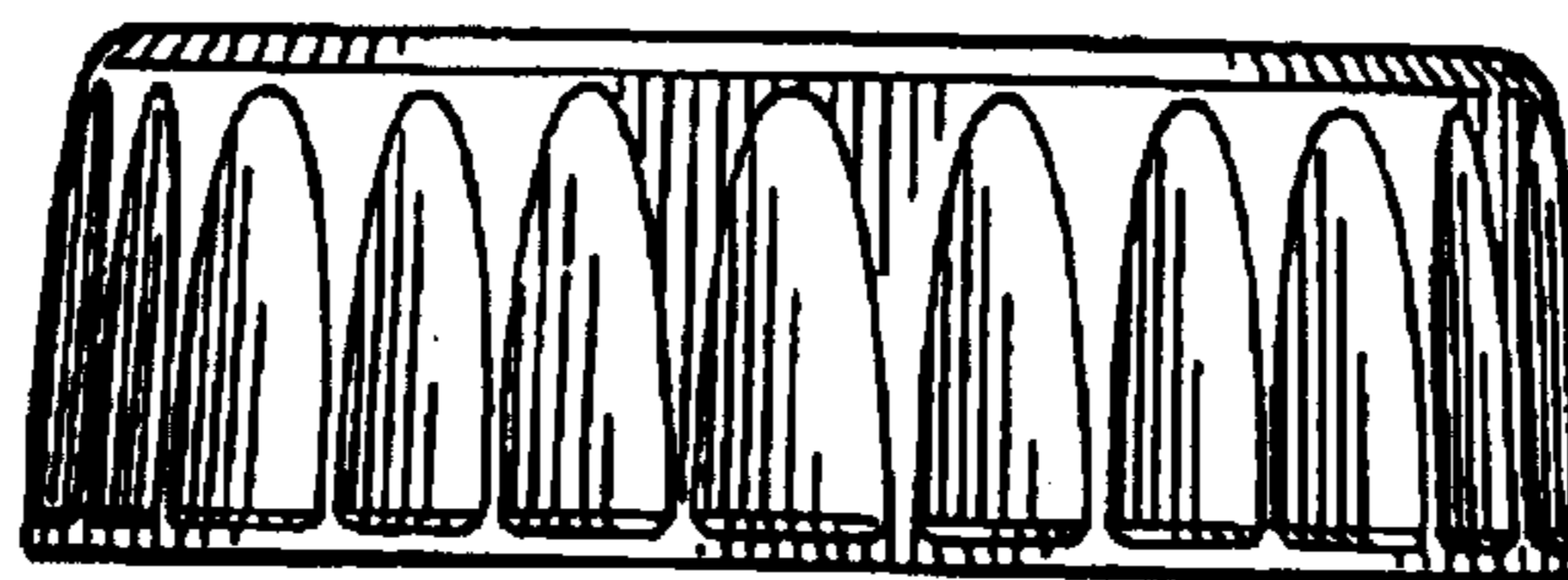


FIG. 3



FIG. 4

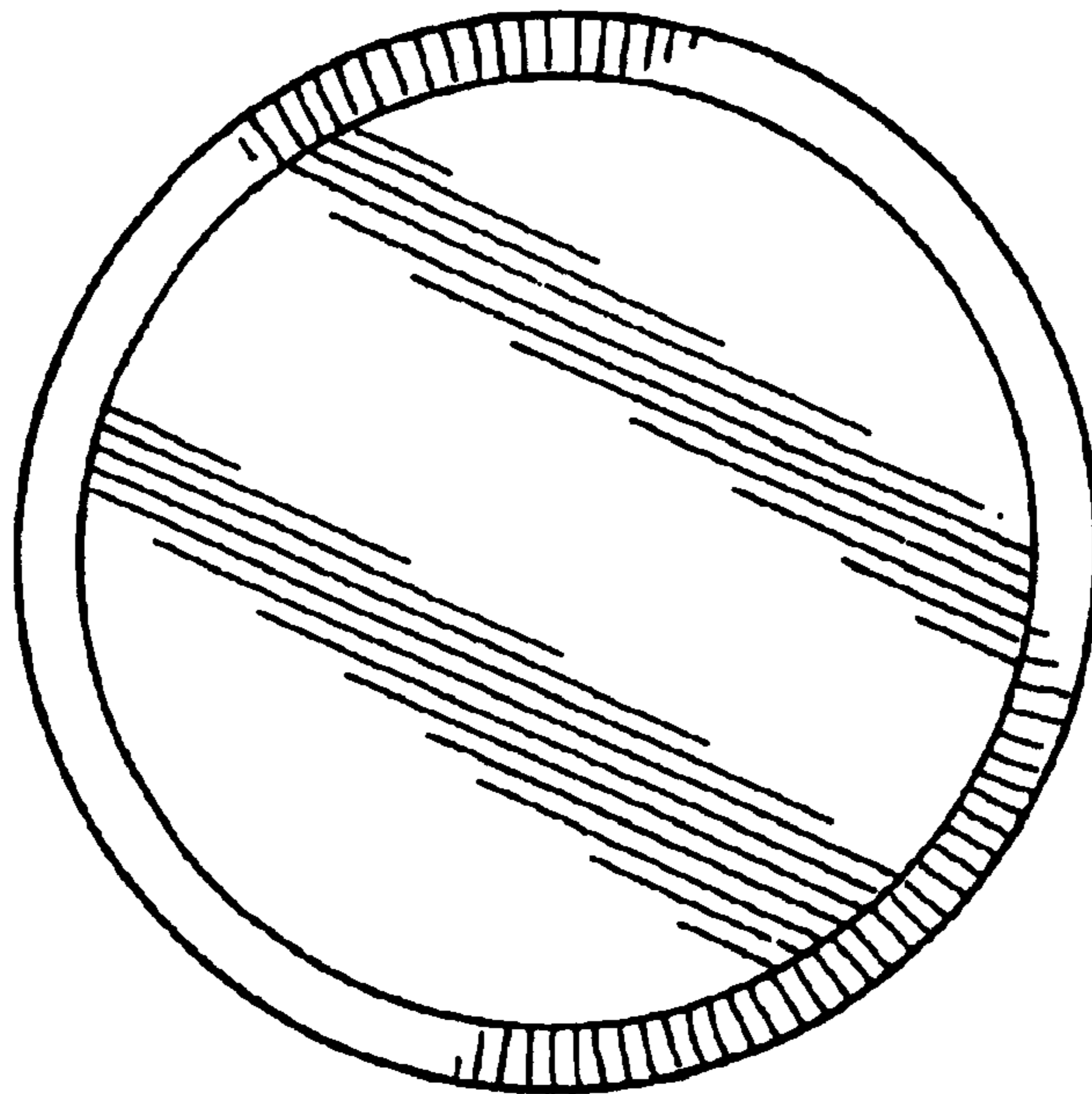


FIG. 5

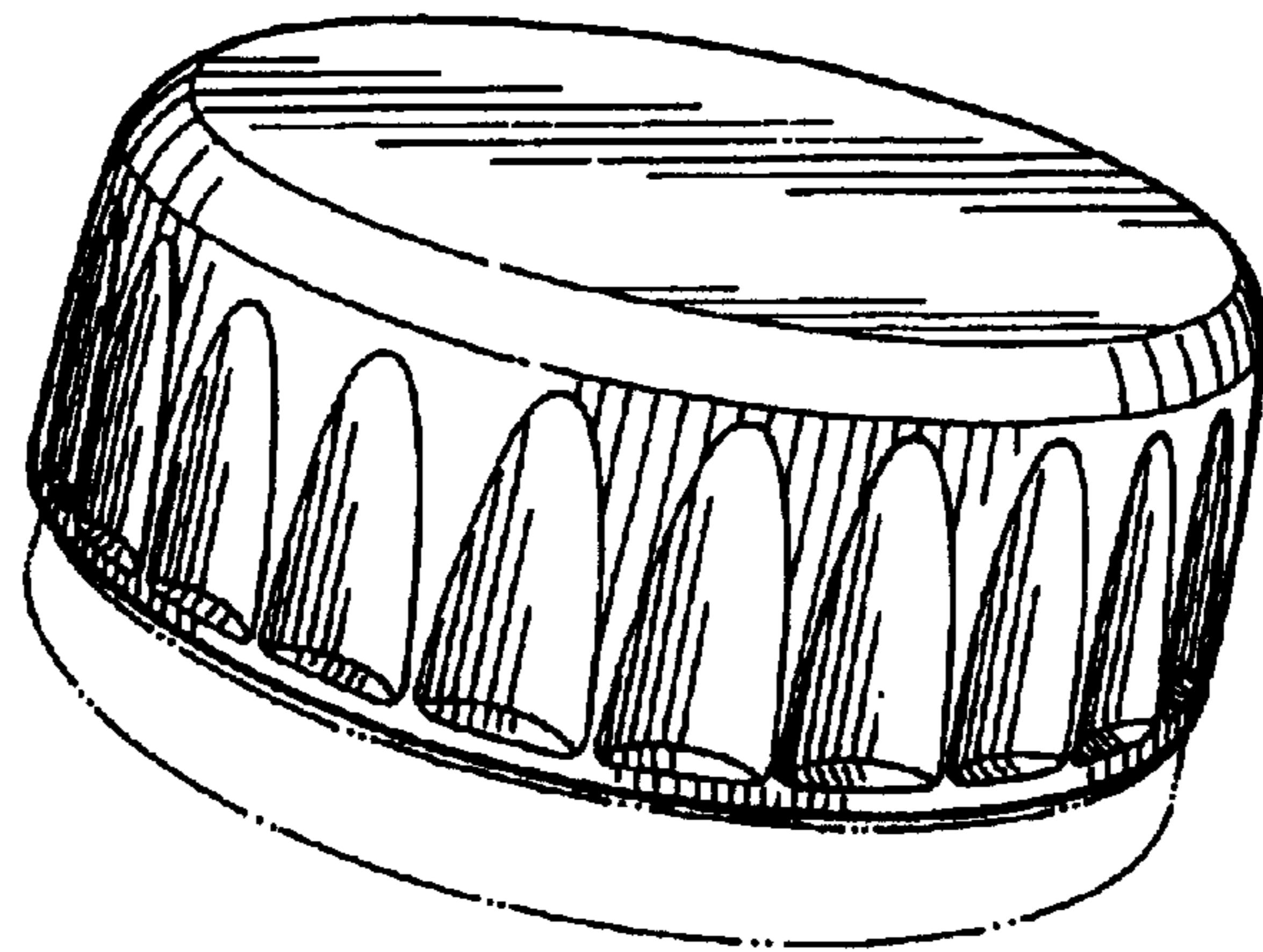


FIG. 6

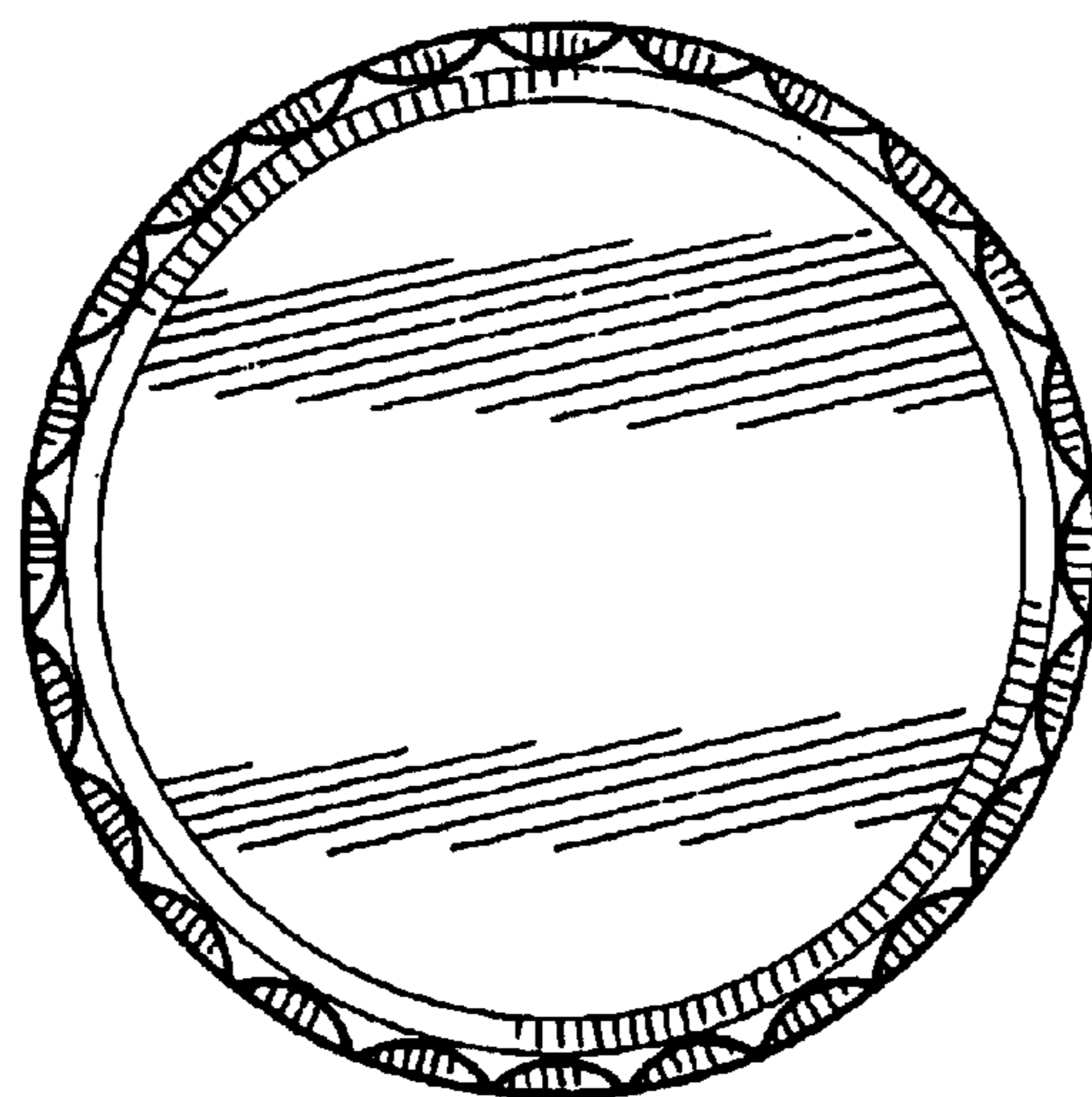


FIG. 7

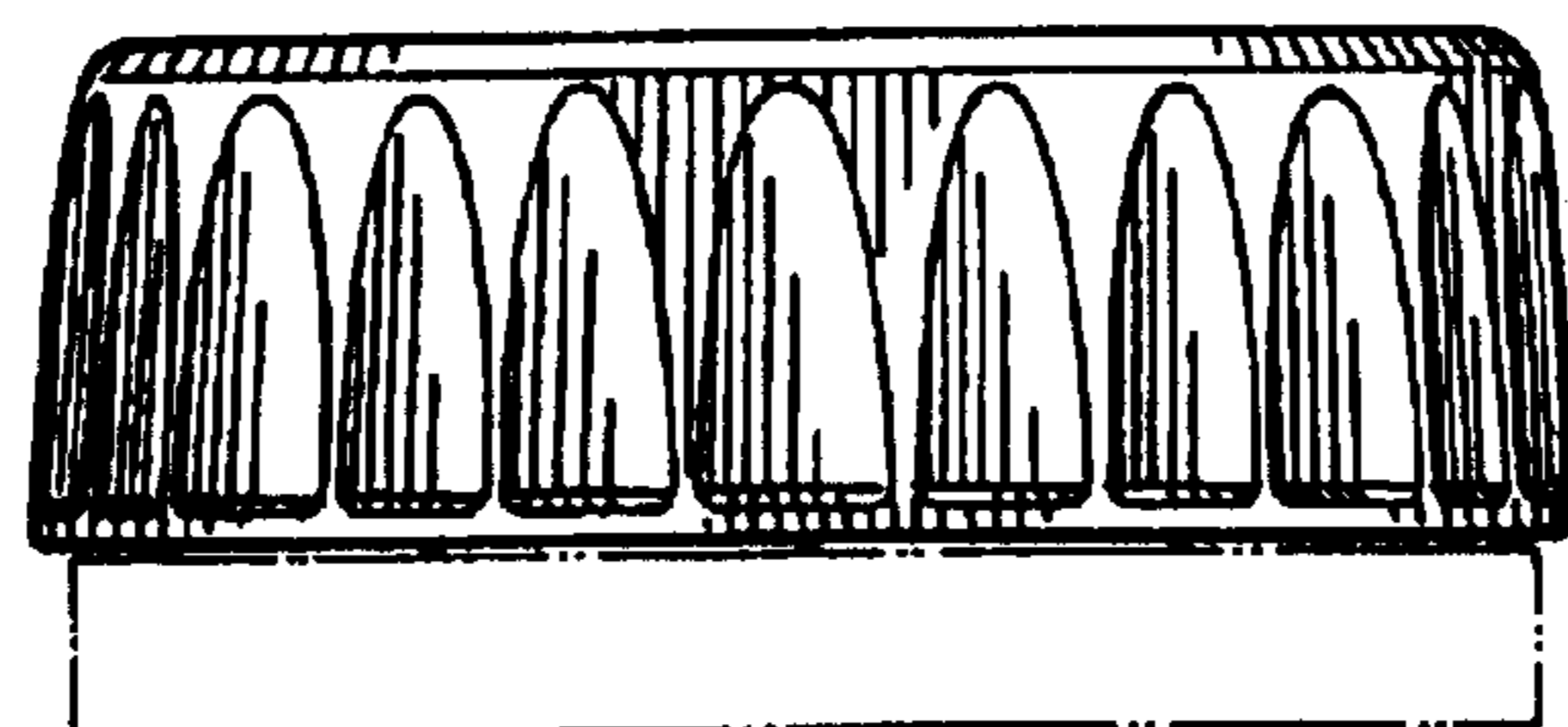


FIG. 8

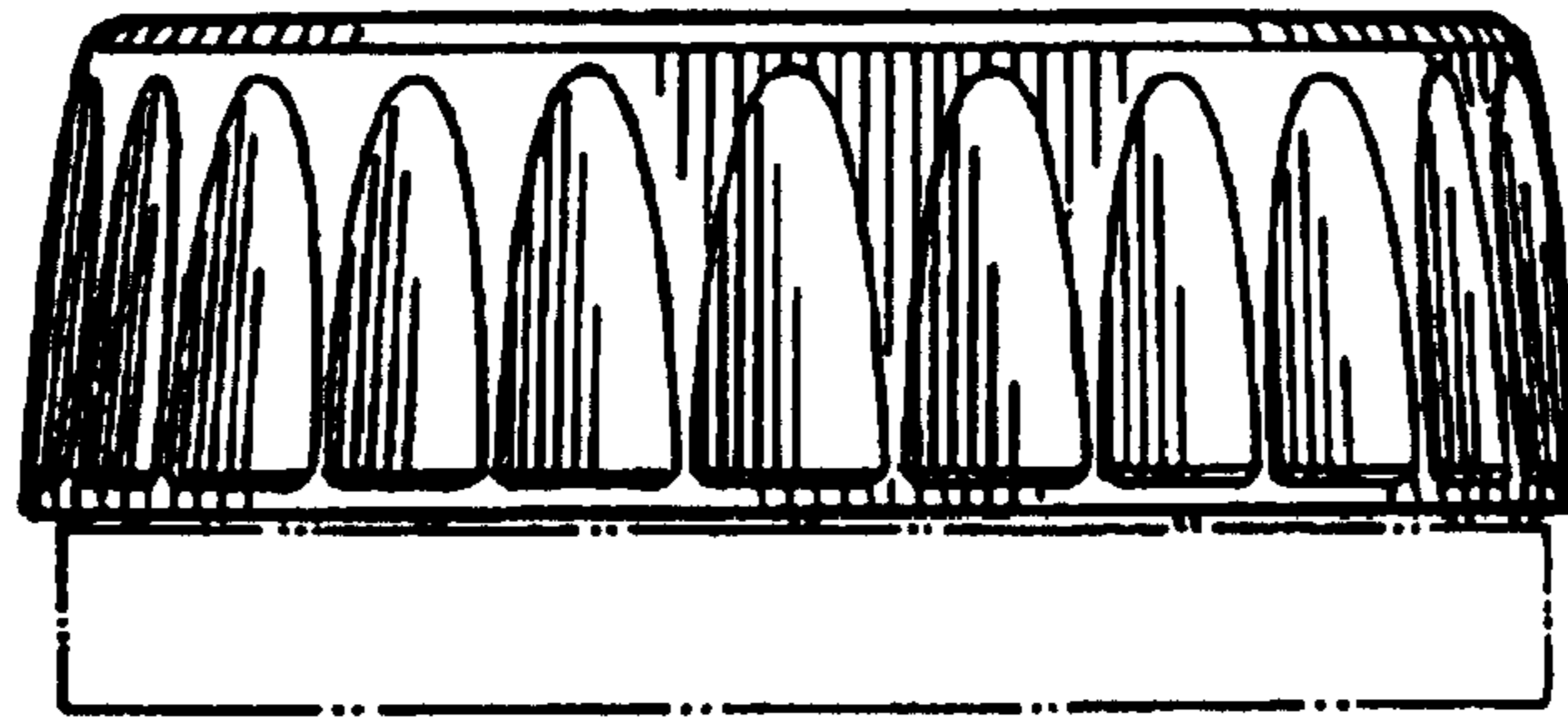


FIG. 9




FIG. 10

UNITED STATES PATENT AND TRADEMARK OFFICE
CERTIFICATE OF CORRECTION

PATENT NO. : Des. 500,677 S
DATED : January 11, 2005
INVENTOR(S) : Rodney Malcolm Druitt

Page 1 of 1

It is certified that error appears in the above-identified patent and that said Letters Patent is hereby corrected as shown below:

Title page.

Item [73], Assignee, change "**Owens Illinois Closure, Inc.**" to -- **Owens-Illinois Closure, Inc.** --.

Item [60], **Related U.S. Application Data**, change "Continuation-in-part of application No. 29/162,230, filed on" to -- Division of application No. 29/162,230, filed on --;

Insert Item -- [30] **Foreign Priority Application Data**

May 12, 2000 (AU).....1452/2000 --.

Signed and Sealed this

Thirty-first Day of May, 2005

A handwritten signature in black ink on a dotted background. The signature reads "Jon W. Dudas" in a cursive style.

JON W. DUDAS

Director of the United States Patent and Trademark Office