

US00D500675S

(12) **United States Design Patent**
De Man et al.

(10) **Patent No.: US D500,675 S**
(45) **Date of Patent: ** Jan. 11, 2005**

- (54) **TRAY**
- (75) Inventors: **Marinus De Man**, Vlaardingen (NL);
Johannes Timmer, Vlaardingen (NL)
- (73) Assignee: **Unilever Bestfoods, North America,**
division of Conopco, Inc., Englewood
Cliffs, NJ (US)
- (**) **Term: 14 Years**

- D341,539 S * 11/1993 Davis et al. D9/430
- D375,652 S 11/1996 Hayes
- 5,593,610 A * 1/1997 Minerich et al. 219/728
- D386,081 S 11/1997 Hayes et al.
- D388,699 S * 1/1998 Hayes et al. D9/341
- D398,526 S * 9/1998 Schwarz et al. D9/431
- D409,909 S 5/1999 Hayes et al.
- 6,093,460 A 7/2000 Iwaya
- D446,719 S * 8/2001 Garraway D9/425

- (21) Appl. No.: **29/171,785**
- (22) Filed: **Nov. 26, 2002**
- (30) **Foreign Application Priority Data**
May 29, 2002 (GB) 3004043

FOREIGN PATENT DOCUMENTS
WO 02/096207 12/2002

- (51) **LOC (7) Cl. 09-07**
- (52) **U.S. Cl. D9/425; D7/550.1**
- (58) **Field of Search D9/414, 424, 425,**
D9/429, 430, 456, 341, 345; D7/550, 553,
554, 601, 602; 206/557, 558; 229/406,
407, 900, 904, 904.1, 905, 906, 938; 220/528,
553, 556, 669, 670, 675; 426/106, 114,
129, 130

OTHER PUBLICATIONS
Co-pending application F7364(V); DeMan et al., Ser. No.
29/171,758; Filed Nov. 26, 2002.

* cited by examiner

Primary Examiner—Prabhakar Deshmukh
(74) *Attorney, Agent, or Firm*—Gerard J. McGowan, Jr.

- (56) **References Cited**
U.S. PATENT DOCUMENTS

(57) **CLAIM**

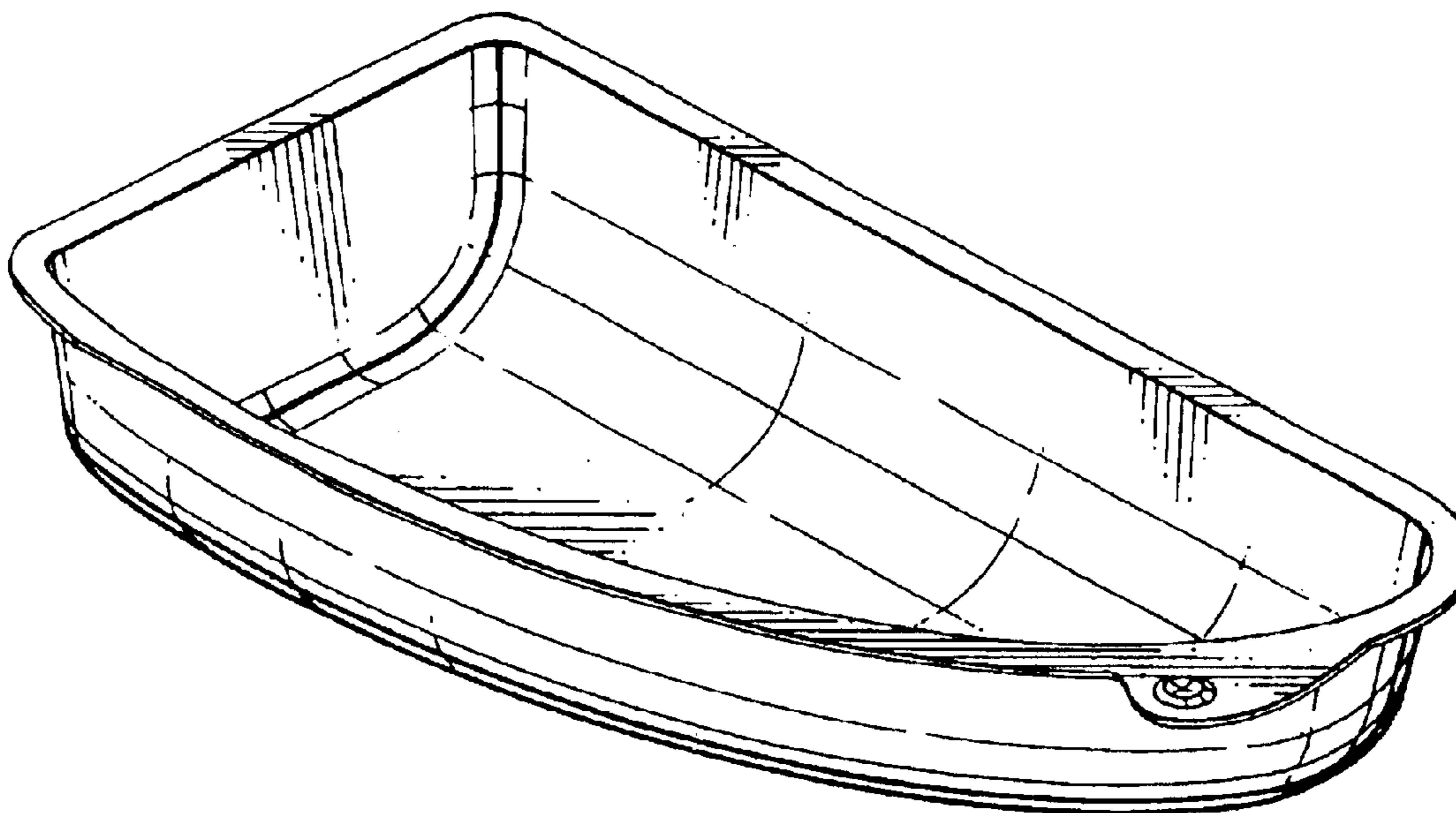
The ornamental design for a tray, as shown and described.

- D174,831 S 5/1955 Nowak
- 2,859,122 A 11/1958 Maturi et al.
- 3,409,199 A 11/1968 Lake
- 3,811,560 A 5/1974 Schilling et al.
- 4,183,435 A 1/1980 Thompson et al.
- 4,660,716 A 4/1987 McMahan et al.
- 4,775,560 A * 10/1988 Katsura et al. 428/34.2
- 5,004,121 A * 4/1991 Howe 220/573.1

DESCRIPTION

FIG. 1 is a perspective view from the above, one side and one end of the tray showing a new design;
FIG. 2 is a plan view thereof;
FIG. 3 is a side view thereof;
FIG. 4 is an underneath plan view thereof
FIG. 5 is a view from the other side thereof;
FIG. 6 is an end view thereof; and,
FIG. 7 is view from the other thereof.

1 Claim, 2 Drawing Sheets



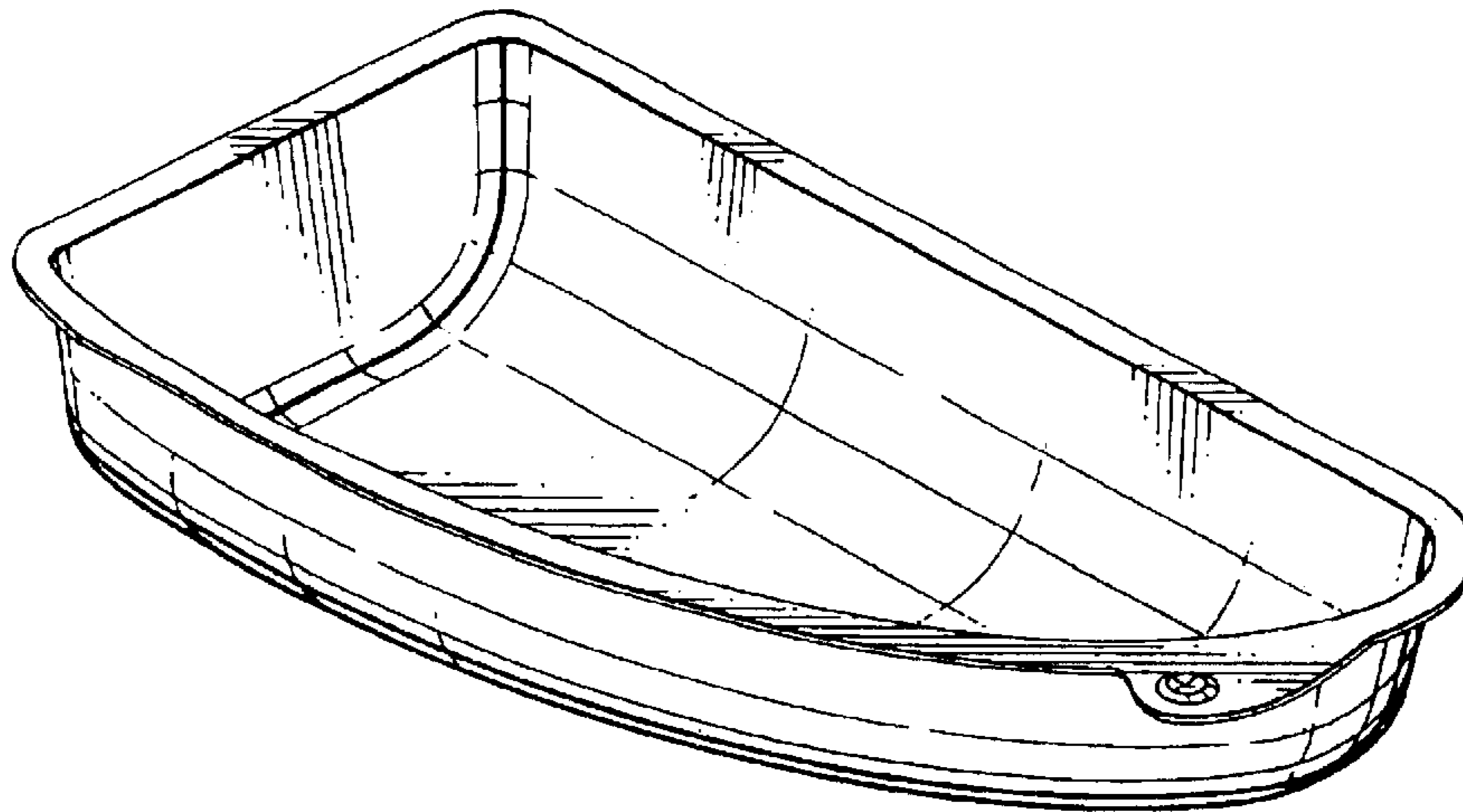


Fig.1.

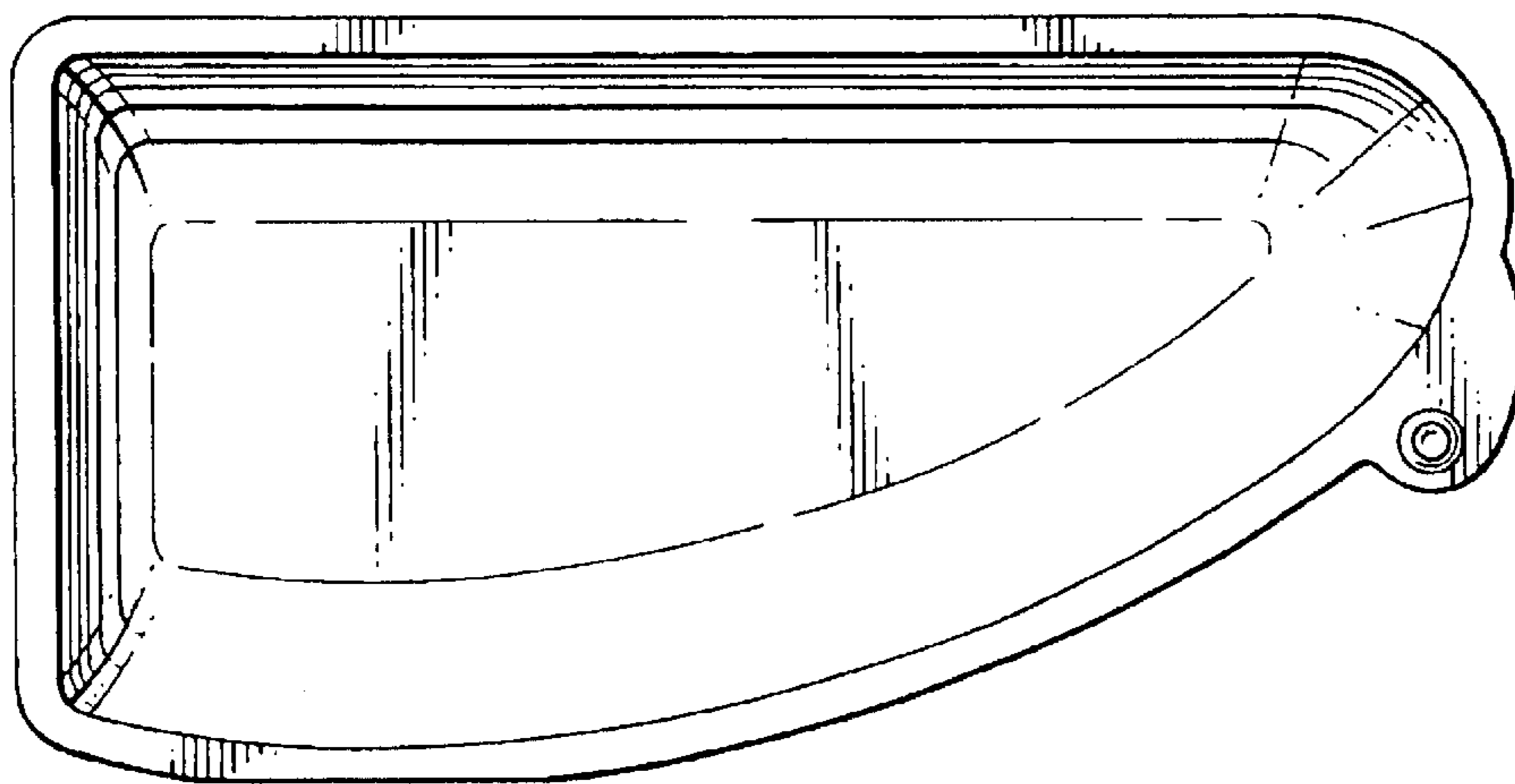


Fig.2.

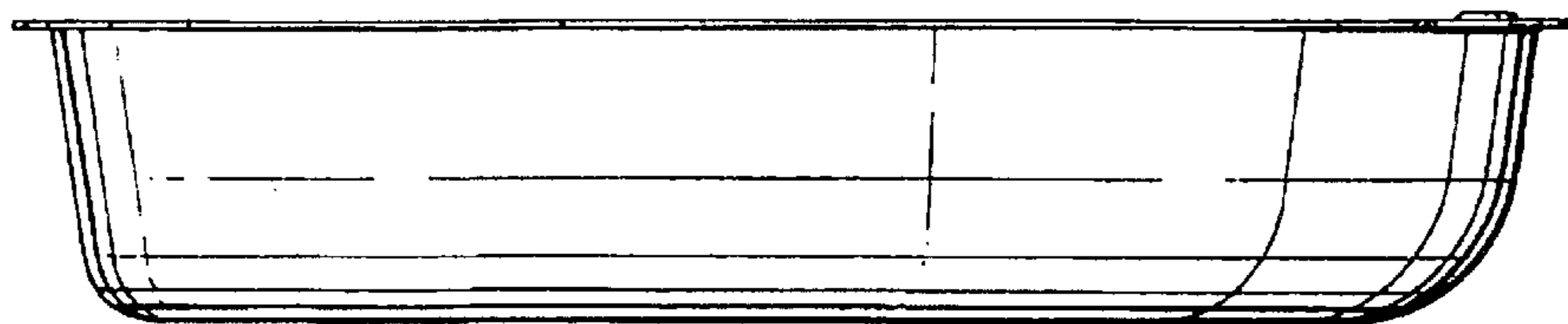


Fig.3.

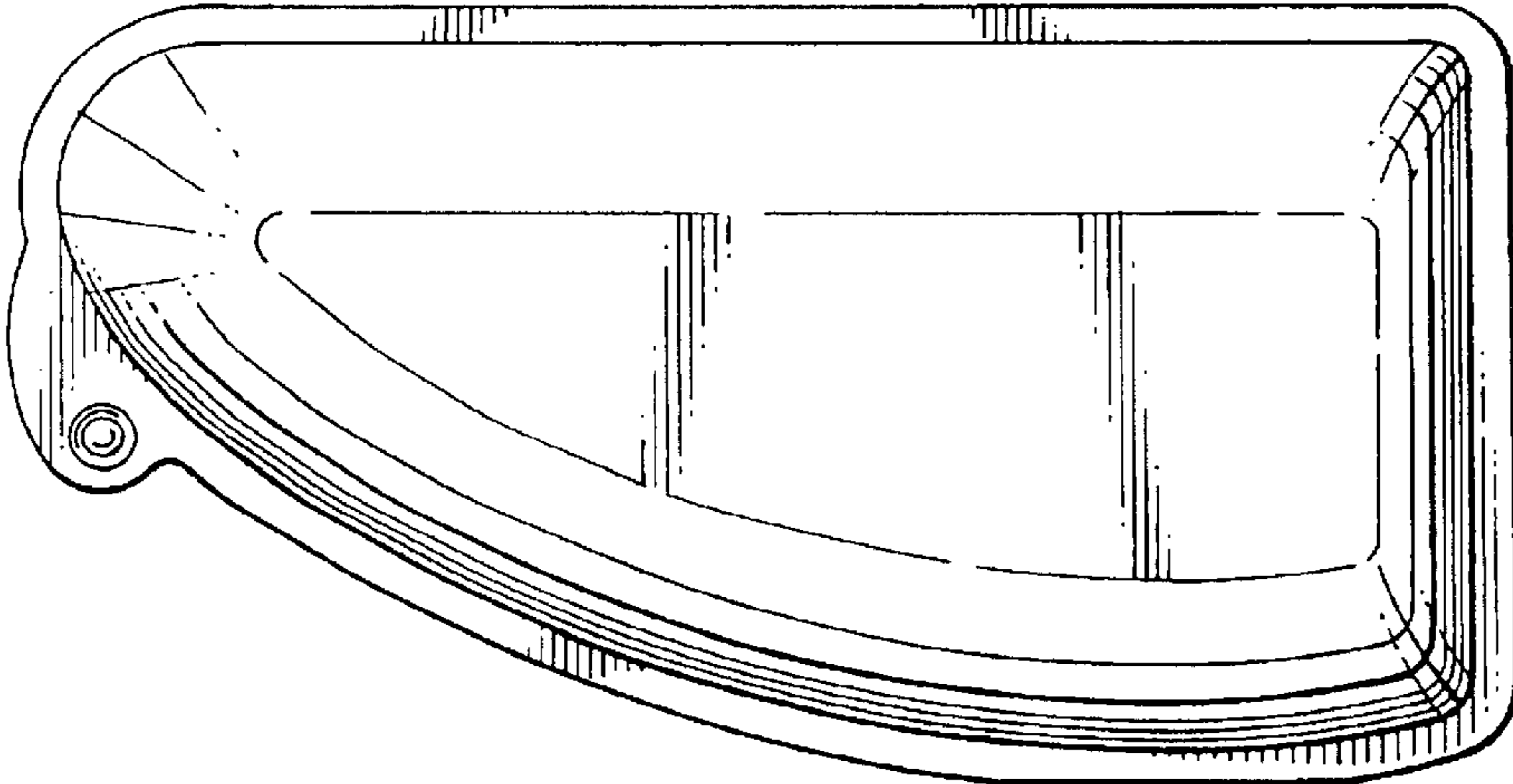


Fig.4.




Fig.5.




Fig.6.

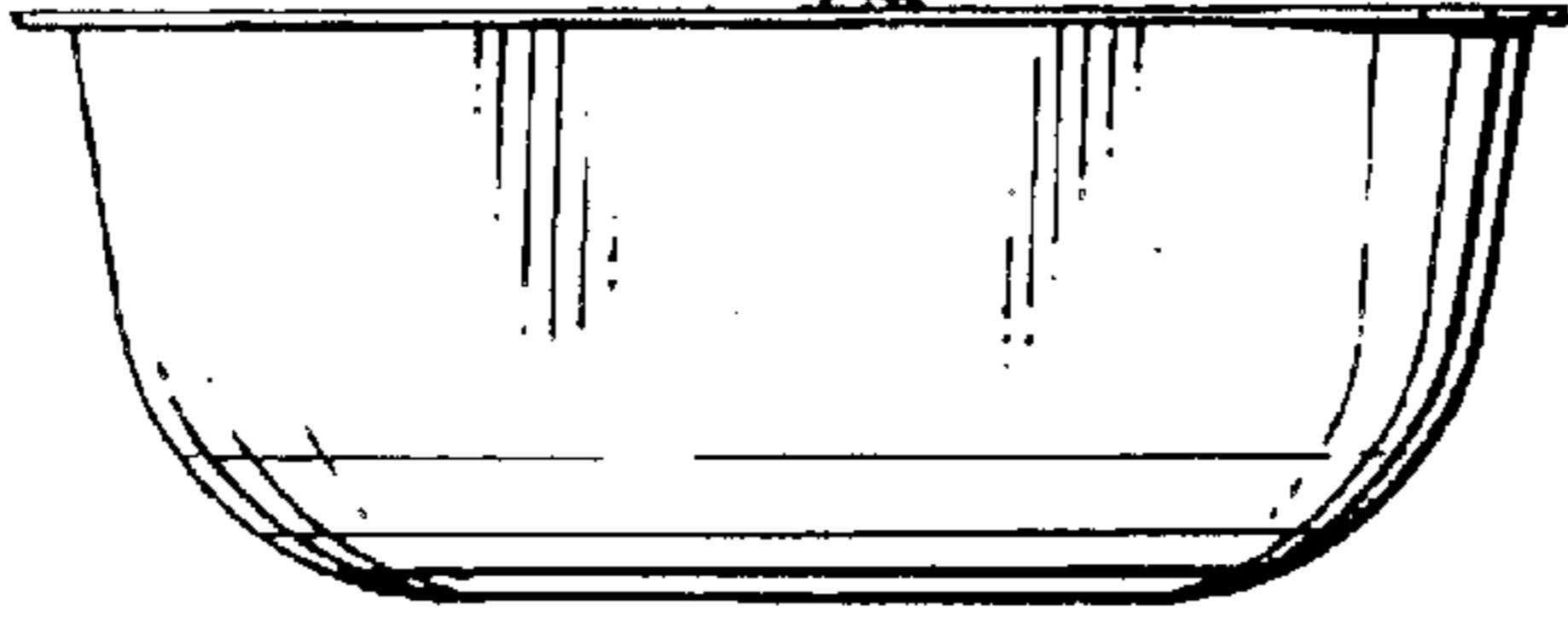


Fig.7.