

US00D500649S

(12) **United States Design Patent**  
**Gregorec, Jr.**

(10) **Patent No.:** **US D500,649 S**  
(45) **Date of Patent:** **\*\* Jan. 11, 2005**

(54) **CLAMP-STYLE BOTTLE OPENER**

(75) **Inventor:** **James L. Gregorec, Jr., Sycamore, IL (US)**

(73) **Assignee:** **IDEAL Industries, Inc., Sycamore, IL (US)**

(\*\*) **Term:** **14 Years**

(21) **Appl. No.:** **29/188,943**

(22) **Filed:** **Aug. 26, 2003**

(51) **LOC (7) Cl.** ..... **07-99**

(52) **U.S. Cl.** ..... **D8/40**

(58) **Field of Search** ..... D8/16-20, 33-35,  
D8/38-43, 88, 89, 105; 7/138, 151-166;  
30/1.5, 169, 400-450; 81/3.05-3.49; 294/15;  
D10/79; 324/99 D

(56) **References Cited**

**U.S. PATENT DOCUMENTS**

- D439,482 S \* 3/2001 Huang ..... D8/40
- D440,892 S \* 4/2001 Kuramoto ..... D10/79
- D472,830 S \* 4/2003 Chang ..... D10/79

**OTHER PUBLICATIONS**

The Ultimate Cordscrew Book by Donald A. Bull; ©1999; p. 114, bottom row on left Herforder Pils; Schiffer Publishing Ltd.; ISBN: 0-7643-0701-0.\*

\* cited by examiner

*Primary Examiner*—Caron D. Veynar

(74) *Attorney, Agent, or Firm*—Cook, Alex, McFarron, Manzo, Cummings & Mehler, Ltd.

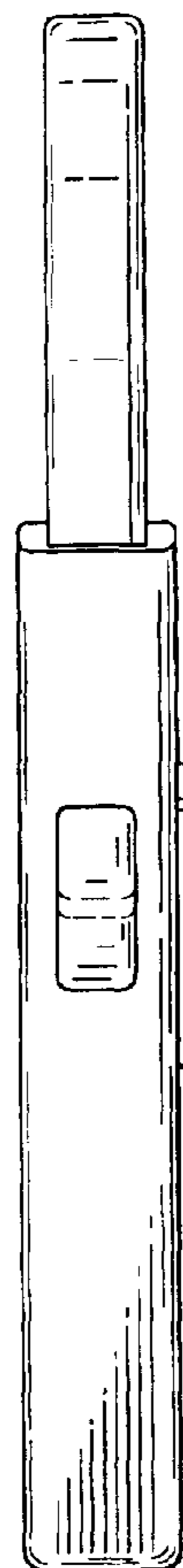
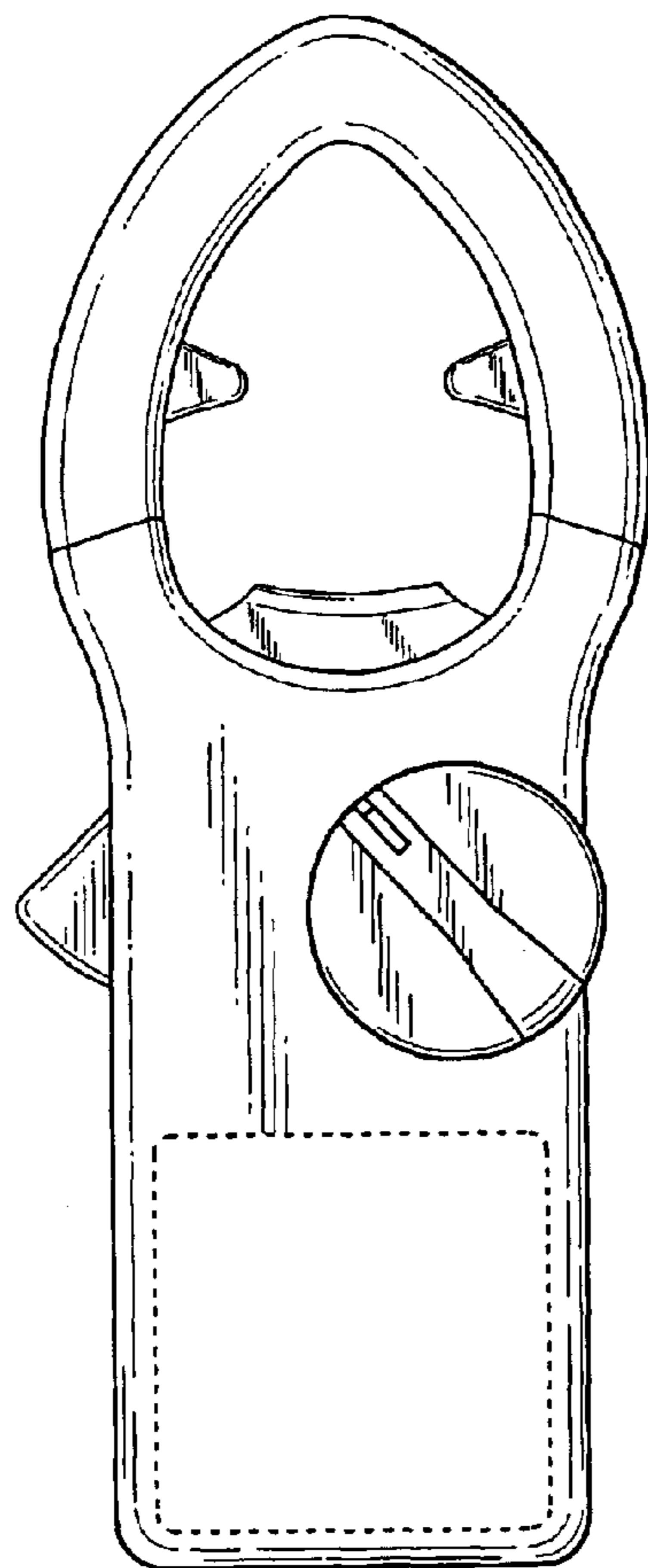
(57) **CLAIM**

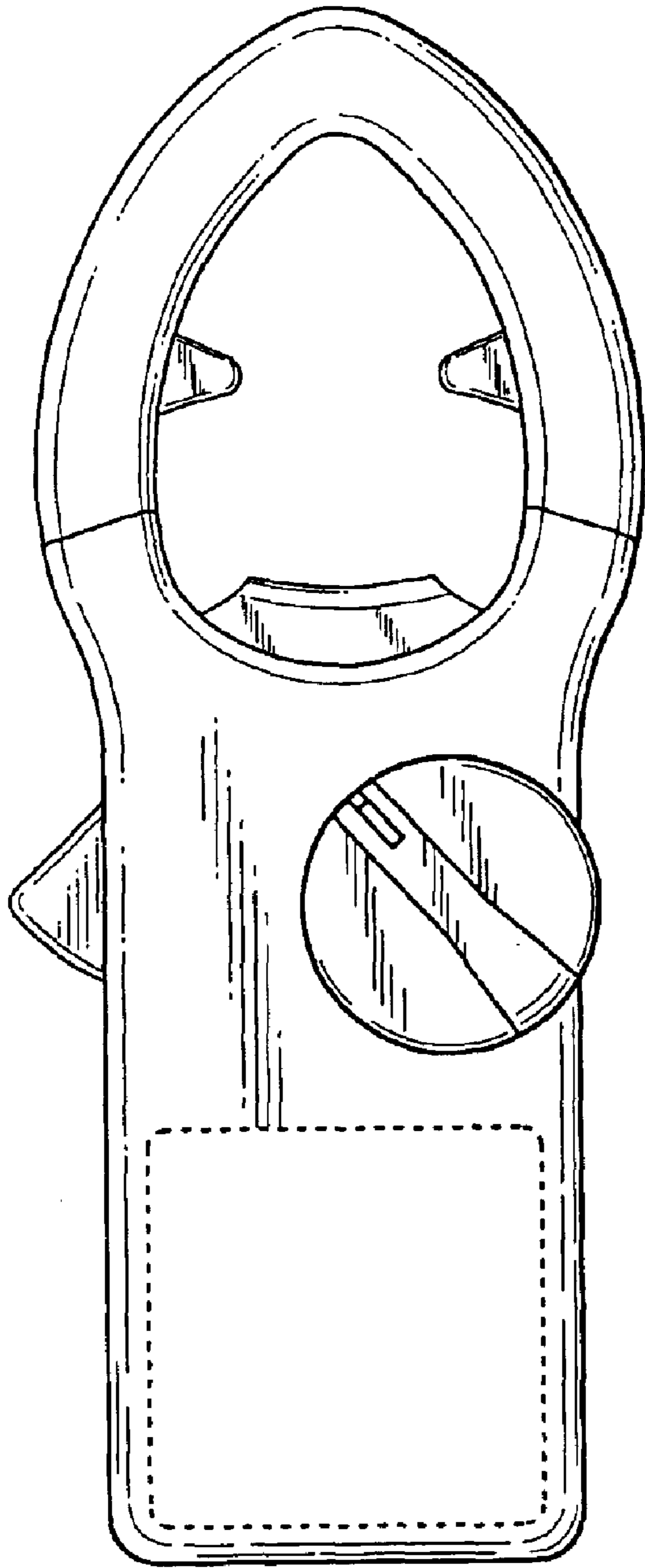
The ornamental design for a clamp-style bottle opener, as shown and described.

**DESCRIPTION**

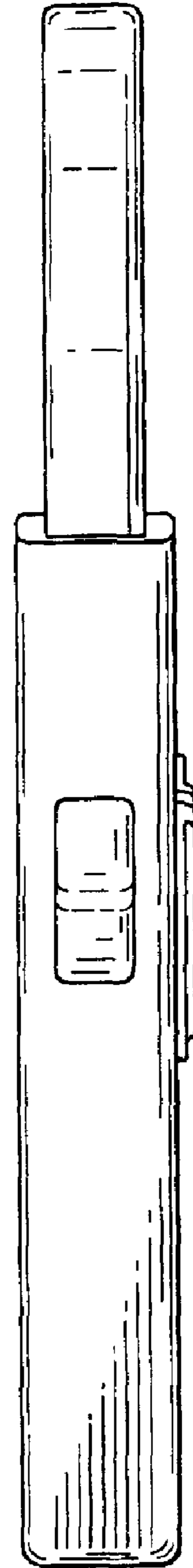
FIG. 1 is a front elevation view of my new design for a clamp-style bottle opener;  
FIG. 2 is a left side elevation view thereof;  
FIG. 3 is a rear elevation view thereof;  
FIG. 4 is a right side elevation view thereof;  
FIG. 5 is a top plan view thereof; and,  
FIG. 6 is a bottom plan view thereof.  
The broken lines shown in FIGS. 1 and 3 are for illustrative purposes only and form no part of the claimed design.

**1 Claim, 2 Drawing Sheets**

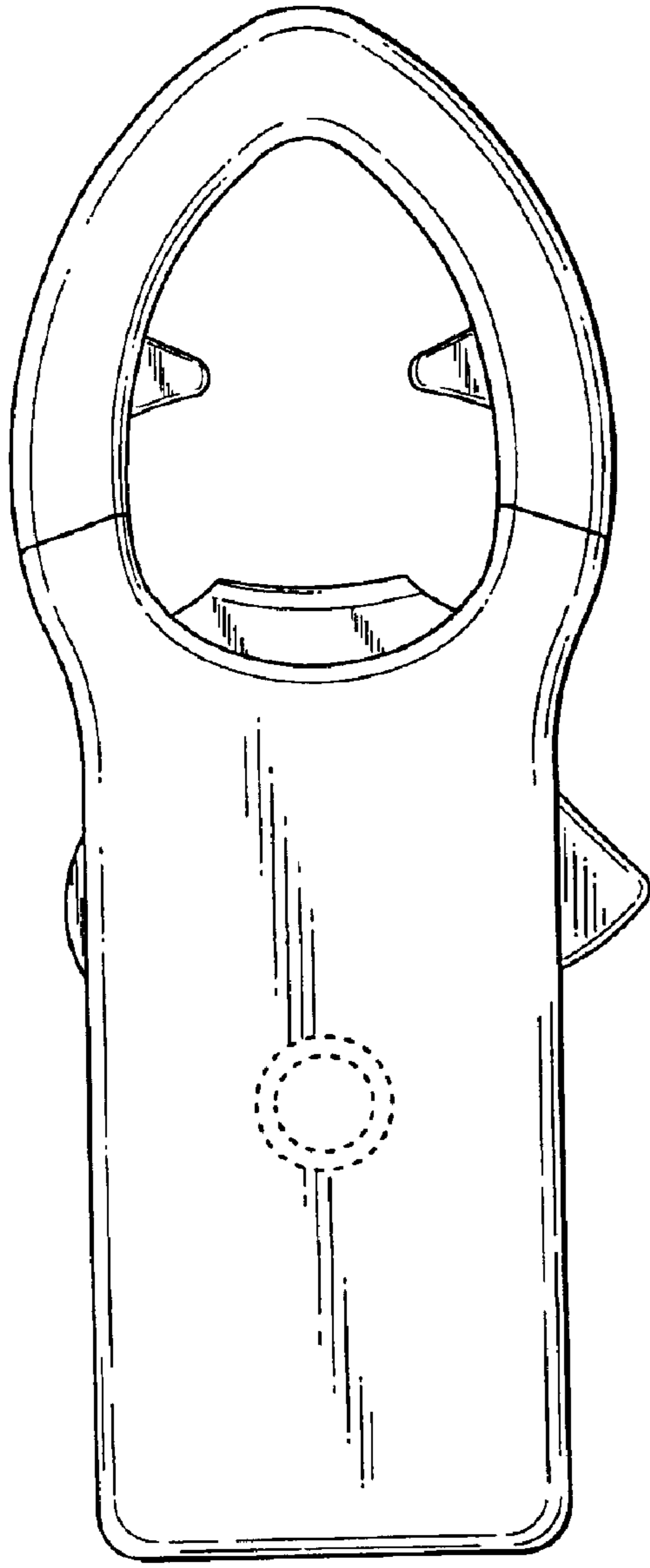




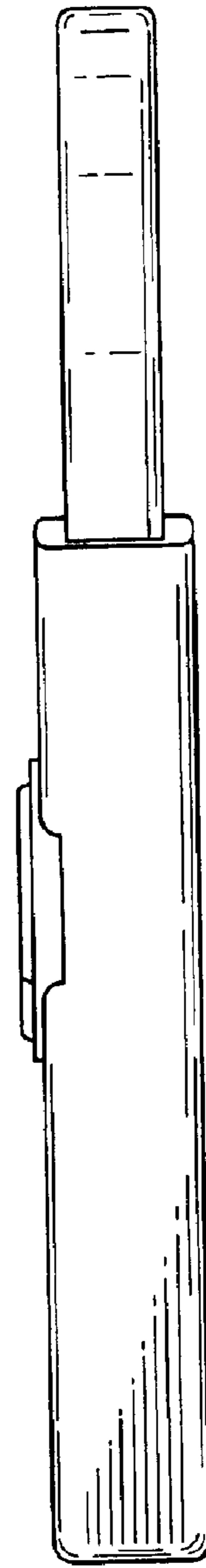
*Fig. 1*




*Fig. 2*



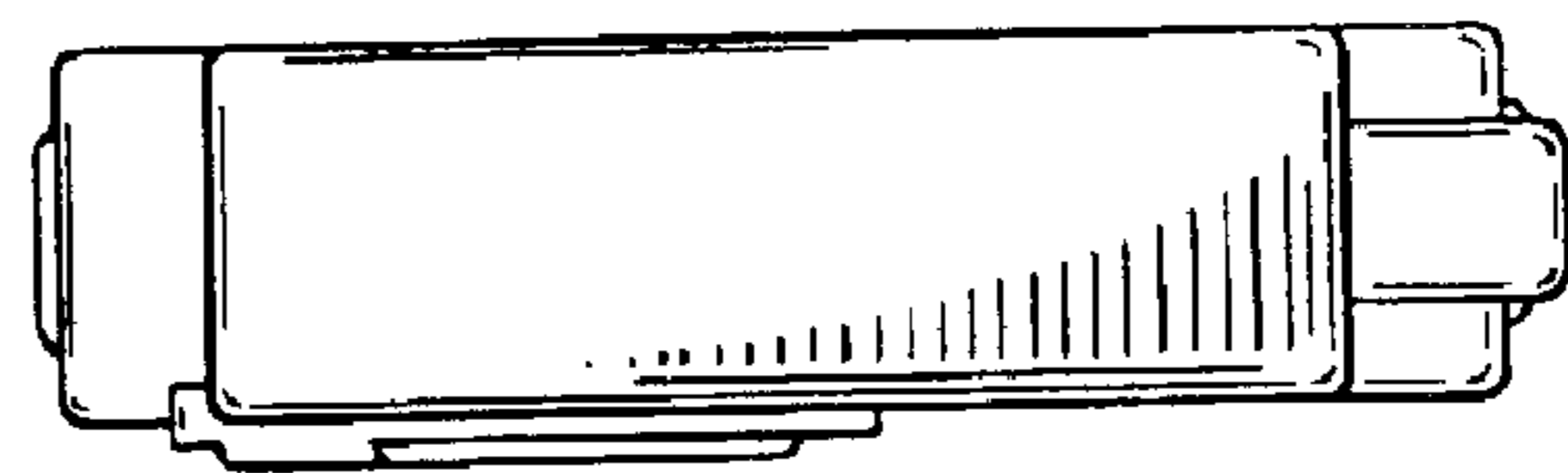
*Fig. 3*



*Fig. 4*



*Fig. 5*



*Fig. 6*