

US00D500634S

(12) **United States Design Patent**
Doria

(10) **Patent No.: US D500,634 S**
(45) **Date of Patent: ** Jan. 11, 2005**

(54) **DEVICE FOR COOKING EGGS WITH STEAM**

(75) Inventor: **Alessandro Doria**, Milan (IT)

(73) Assignee: **Termozeta S.p.A.**, Milan (IT)

(**) Term: **14 Years**

(21) Appl. No.: **29/192,147**

(22) Filed: **Oct. 21, 2003**

(30) **Foreign Application Priority Data**

Jul. 1, 2003 (EM) 46909

(51) **LOC (7) Cl.** **07-01**

(52) **U.S. Cl.** **D7/503; D7/354**

(58) **Field of Search** D7/505, 503, 611,
D7/354, 312, 302, 356; D6/450; 99/440,
571, 419; 30/120.1; 211/2, 14; 220/560,
630, 574, 23.83, 508

(56) **References Cited**

U.S. PATENT DOCUMENTS

D54,367 S	*	2/1920	Bierbach	D7/503
D101,542 S	*	10/1936	Lehman	D7/505
D146,370 S	*	2/1947	Mooss	D7/503
D157,948 S	*	4/1950	Feldman et al.	D7/505
D157,949 S	*	4/1950	Feldman et al.	D7/505
D163,472 S	*	5/1951	Nelson	D7/503
D228,219 S	*	8/1973	Snyder	D7/503

3,839,792 A	*	10/1974	Ceccon	30/120.1
D329,173 S	*	9/1992	Thill	D7/611
D342,188 S	*	12/1993	Chen	D7/503
D355,792 S	*	2/1995	White	D6/450
5,779,059 A	*	7/1998	Kotch	211/14
D399,094 S	*	10/1998	Joergensen	D7/503
D441,596 S	*	5/2001	Fernandez	D7/354
D452,115 S	*	12/2001	Malimovka	D7/503
D473,429 S	*	4/2003	Osborne et al.	D7/611

* cited by examiner

Primary Examiner—M. N. Pandozzi

(74) *Attorney, Agent, or Firm*—Sughrue Mion, PLLC

(57) **CLAIM**

The ornamental design for a device for cooking eggs with steam, as shown and described.

DESCRIPTION

FIG. 1 is a perspective view of the top, front and left side of a device for cooking eggs with steam showing my new design;

FIG. 2 is a left side elevational view thereof, the right side being a mirror image thereof;

FIG. 3 is a top plan view thereof;

FIG. 4 is a rear elevational view thereof;

FIG. 5 is a perspective view of the top, rear and right side thereof;

FIG. 6 is a bottom plan view thereof; and,

FIG. 7 is a front elevational view thereof.

1 Claim, 5 Drawing Sheets

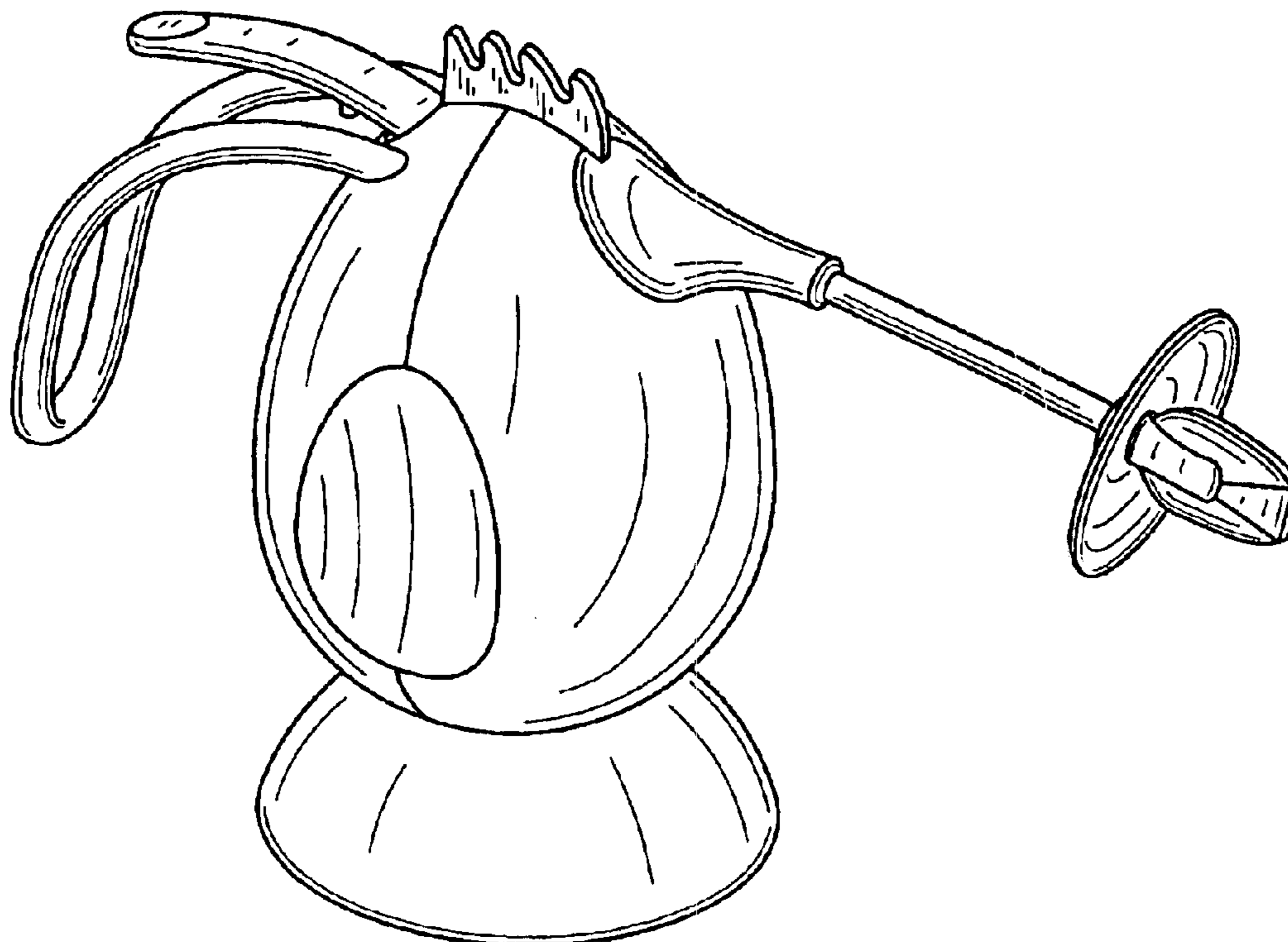


FIG. 1




FIG. 2

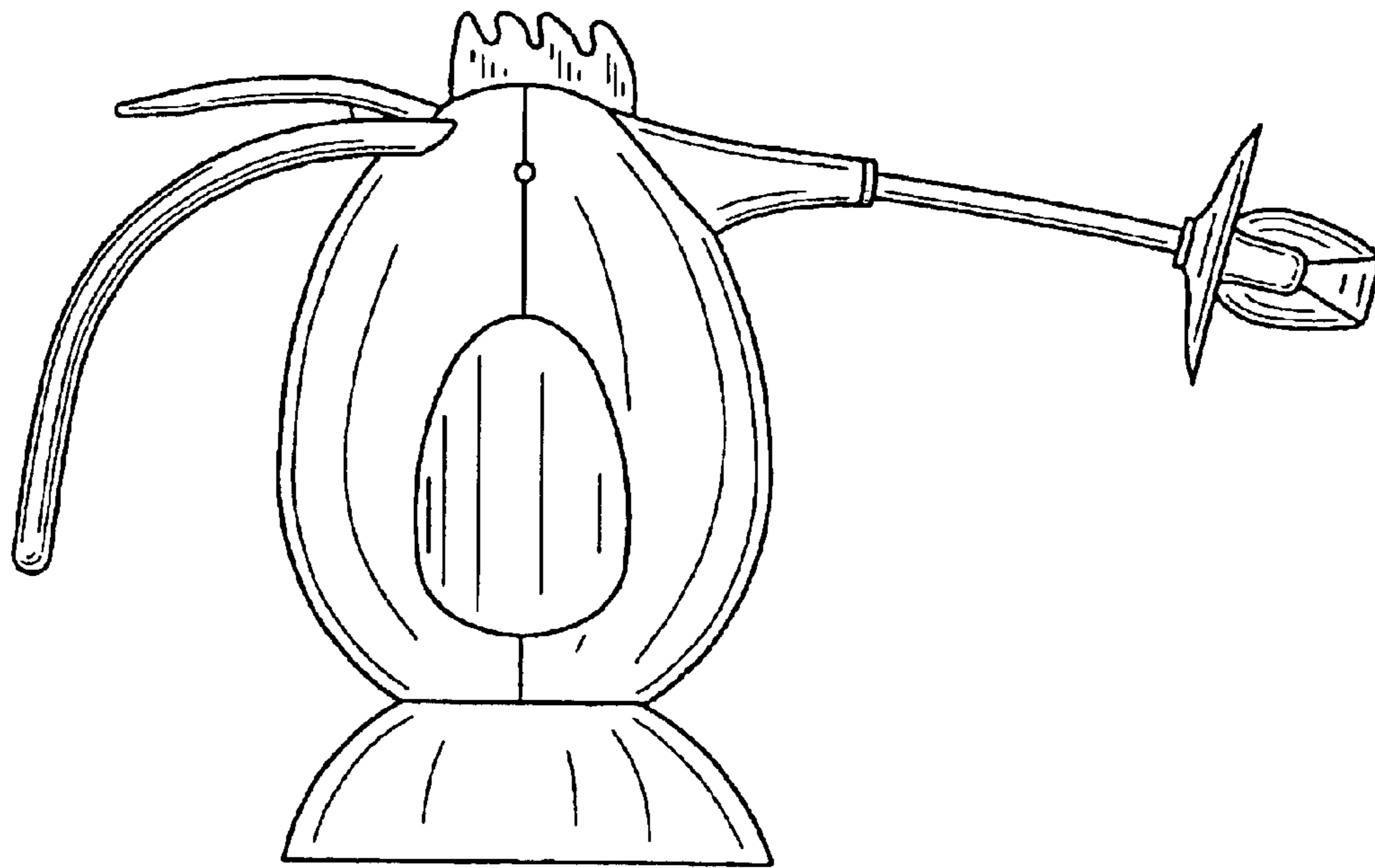


FIG. 3

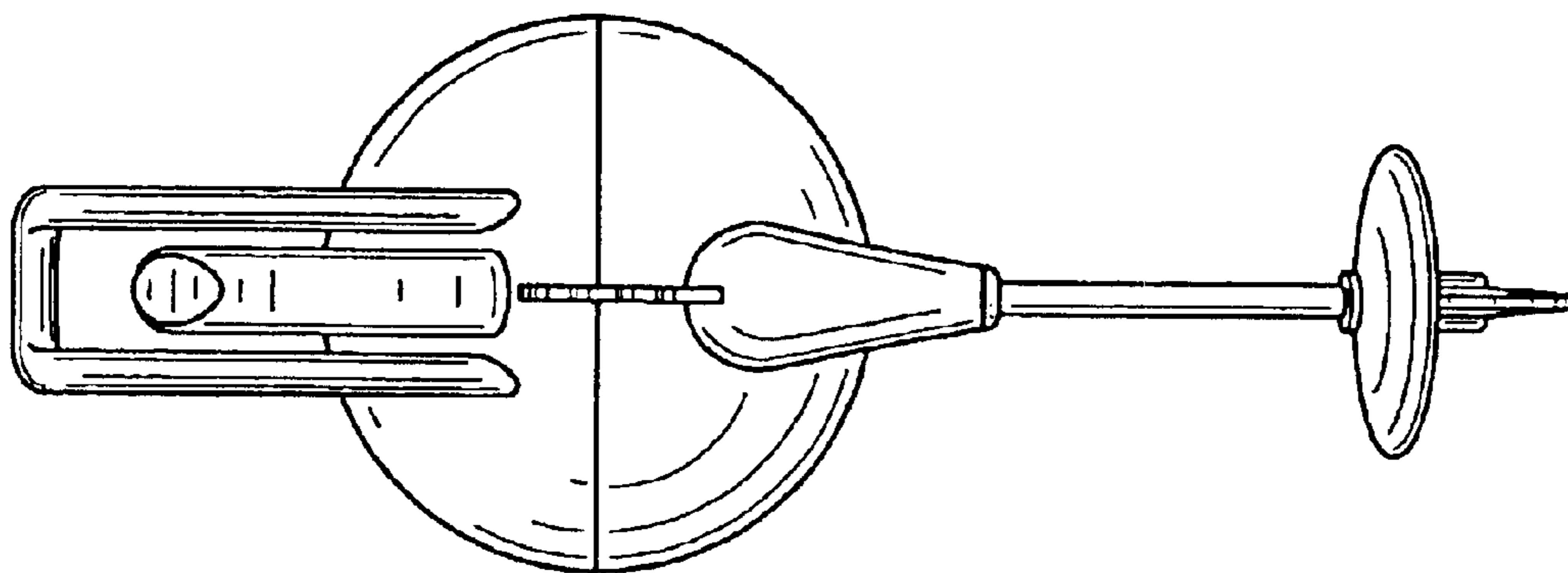


FIG. 4

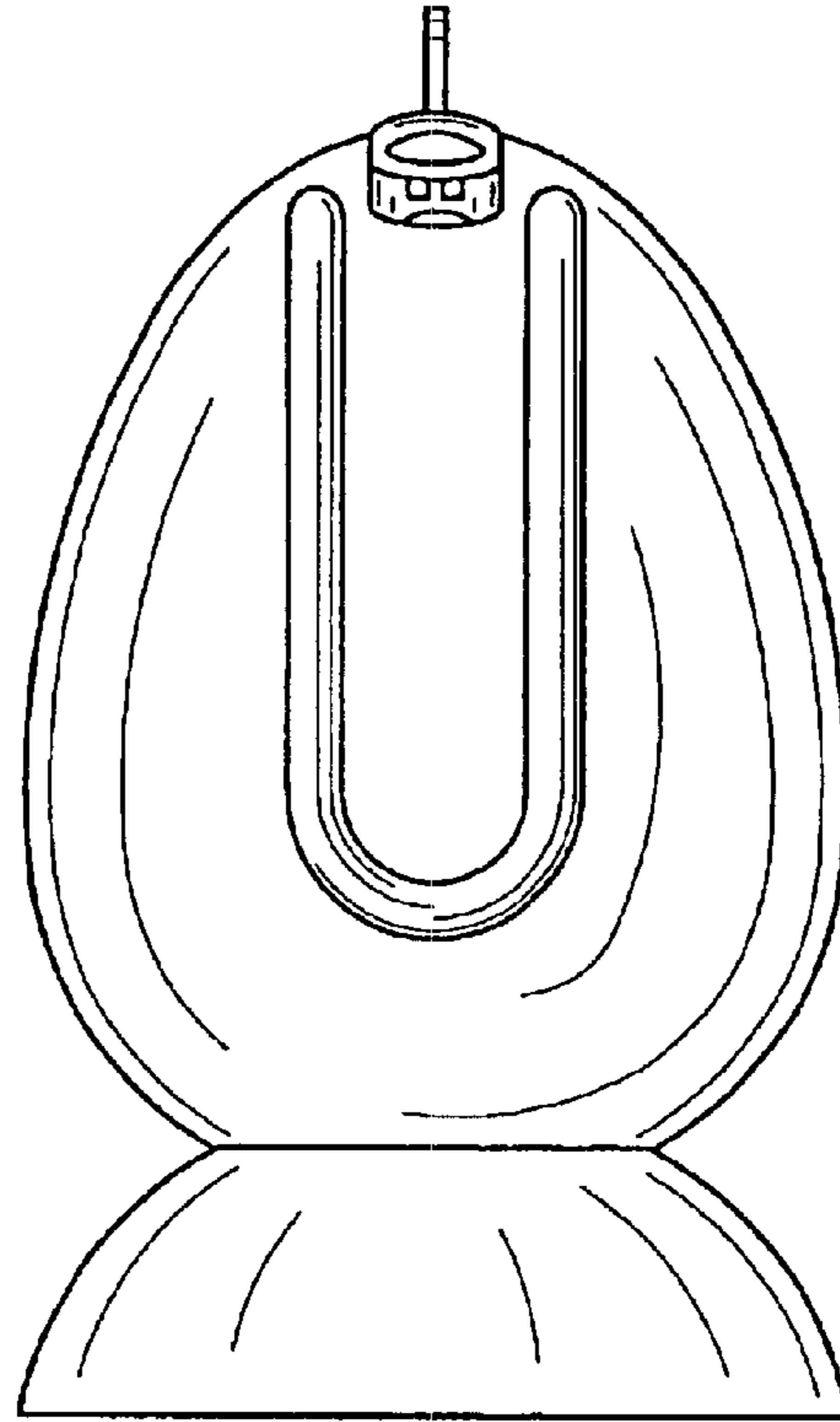


FIG. 5

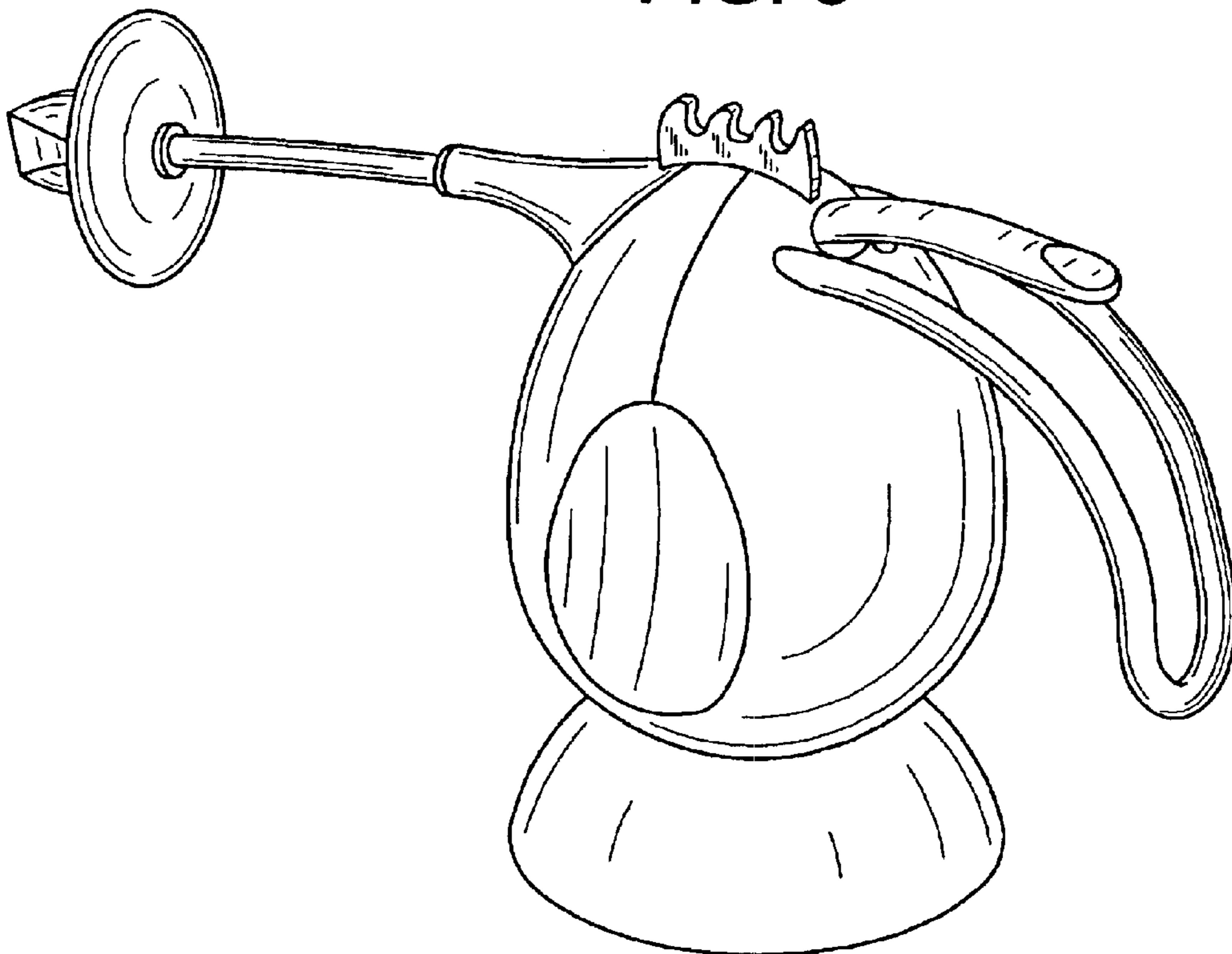


FIG. 6

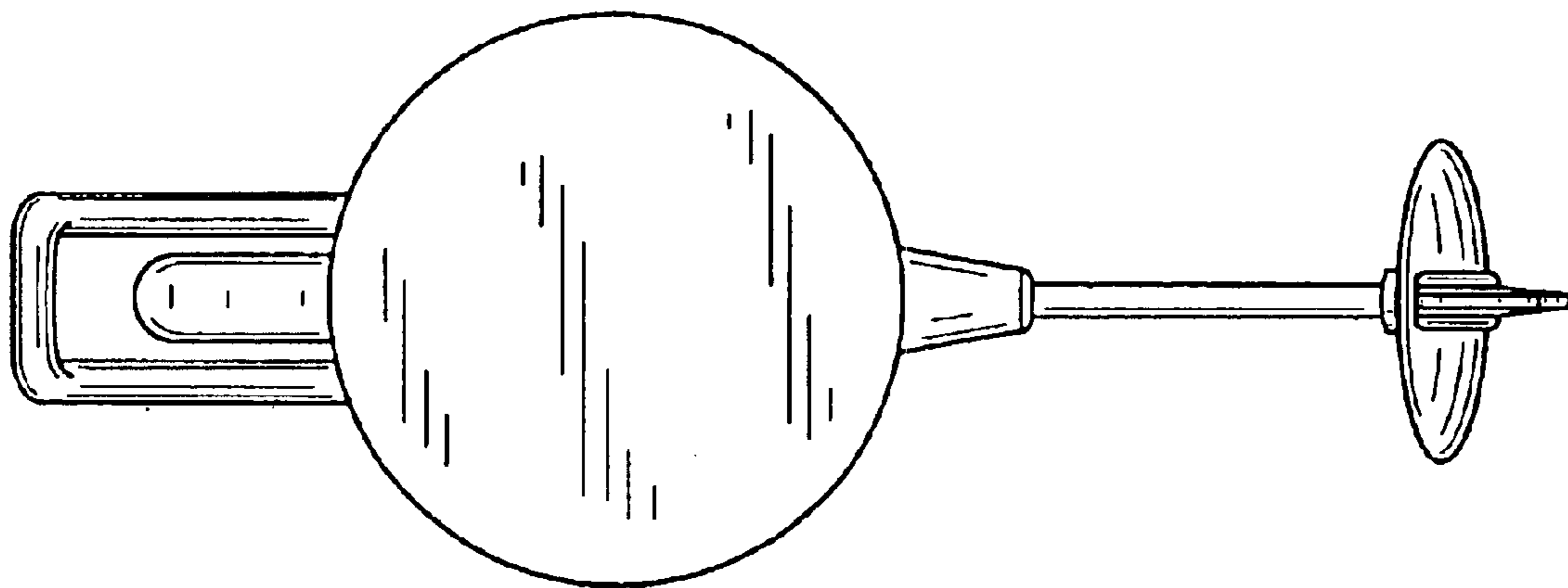


FIG. 7

