

US00D500632S

(12) **United States Design Patent** (10) Patent No.: **US D500,632 S**  
**Waymire** (45) Date of Patent: **\*\* Jan. 11, 2005**

(54) **STEMWARE ADORNMENT**

(75) Inventor: **Katherine Waymire**, Minneapolis, MN (US)

(73) Assignee: **Talisman Designs, LLC**, Minneapolis, MN (US)

(\*\*) Term: **14 Years**

(21) Appl. No.: **29/168,042**

(22) Filed: **Sep. 23, 2002**

(51) **LOC (7) Cl.** ..... **07-99**

(52) **U.S. Cl.** ..... **D7/396.2; D7/396.6; D7/213**

(58) **Field of Search** ..... **D7/396.2, 387, D7/213, 396.6; 220/711, 713, 521, 270, 380, 716; 24/3.1; D11/144**

D395,843 S 7/1998 D'Ambrosio ..... D11/83  
D401,885 S 12/1998 Goldstein et al. .... D11/81  
D406,213 S 3/1999 Rausch ..... D7/619  
D414,435 S 9/1999 Nahon ..... D10/57  
D433,069 S 10/2000 Livingston ..... D20/22  
D434,655 S 12/2000 Haugh et al.  
D434,896 S 12/2000 Haugh et al.  
6,206,688 B1 3/2001 Hunter  
6,244,554 B1 6/2001 Baker  
6,293,034 B1 9/2001 Skapyak et al. .... 40/310  
6,321,473 B1 11/2001 Klabunde ..... 40/310  
D458,421 S 6/2002 Wasserman et al. .... D30/155  
D458,799 S \* 6/2002 Andujar ..... D7/388  
D459,151 S \* 6/2002 Skapyak ..... D7/396.2

**FOREIGN PATENT DOCUMENTS**

DE 19836667 1/2000  
EP 0 140 993 A3 5/1985  
EP 0672859 9/1995  
EP 1 220 183 A2 7/2002

(List continued on next page.)

(56) **References Cited**

**U.S. PATENT DOCUMENTS**

1,076,702 A \* 10/1913 Rich ..... 220/716  
D80,932 S 4/1930 Danco  
1,899,284 A 2/1933 Manhard  
1,971,528 A 8/1934 Klebanow  
2,064,849 A 12/1936 Pattillo  
2,260,411 A \* 10/1941 Smith ..... 24/3.1  
2,357,063 A \* 8/1944 Swing ..... 210/469  
2,372,107 A \* 3/1945 Natho ..... 294/27.1  
2,976,629 A 3/1961 Brixius et al.  
4,271,616 A 6/1981 Boykin  
4,598,489 A 7/1986 Hoffman  
4,680,882 A 7/1987 Watson, Jr.  
4,759,139 A 7/1988 Ricks  
4,812,317 A 3/1989 Taylor  
4,867,214 A 9/1989 Fuller  
4,951,596 A 8/1990 Wallace, Jr.  
5,114,374 A 5/1992 Estiva  
5,339,549 A 8/1994 David et al.  
5,358,770 A 10/1994 Evans  
D370,386 S 6/1996 Pallesen  
D381,046 S 7/1997 Hiers et al.  
D388,833 S 1/1998 Wilson ..... D20/22  
5,706,948 A 1/1998 Hughes

**OTHER PUBLICATIONS**

Trinkums, Stemware Adornments, undated product.  
Color copies of seven (7) photographs of various commercially available prior art stemware adornments (undated).

*Primary Examiner*—M. N. Pandozzi  
(74) *Attorney, Agent, or Firm*—Boyle, Fredrickson, Newholm, Stein & Gratz, S.C.

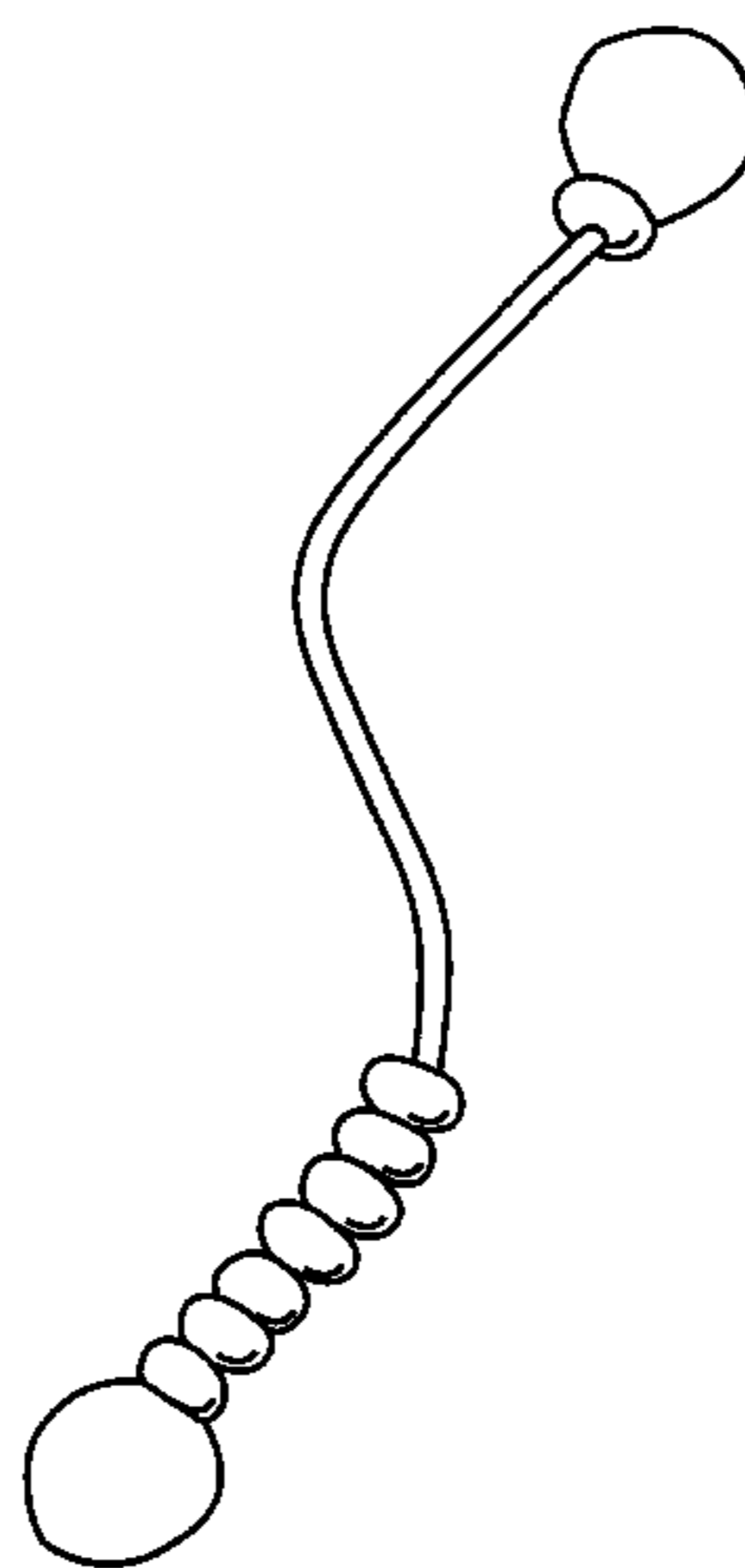
(57) **CLAIM**

The ornamental design for a stemware adornment, as shown and described.

**DESCRIPTION**

FIG. 1 is a perspective view  
FIG. 2 is a left side elevation view.  
FIG. 3 is a right side elevation view.  
FIG. 4 is a front elevation view.  
FIG. 5 is a rear elevation view.  
FIG. 6 is a top plan view; and,  
FIG. 7 is a bottom plan view.

**1 Claim, 5 Drawing Sheets**



# US D500,632 S

Page 2

---

| FOREIGN PATENT DOCUMENTS |         |         |    |             |         |
|--------------------------|---------|---------|----|-------------|---------|
|                          |         |         | GB | 2 127 675 A | 4/1984  |
|                          |         |         | JP | 61-118474   | 3/1986  |
| FR                       | 2705483 | 11/1994 | JP | 2-25526     | 2/1990  |
| FR                       | 2769593 | 4/1999  | JP | 219437      | 8/1995  |
| FR                       | 2776172 | 9/1999  | WO | WO 97/33265 | 9/1997  |
| FR                       | 2780192 | 12/1999 | WO | WO97/35503  | 10/1997 |
| FR                       | 2798273 | 3/2001  |    |             |         |
| FR                       | 2817135 | 5/2002  |    |             |         |

\* cited by examiner

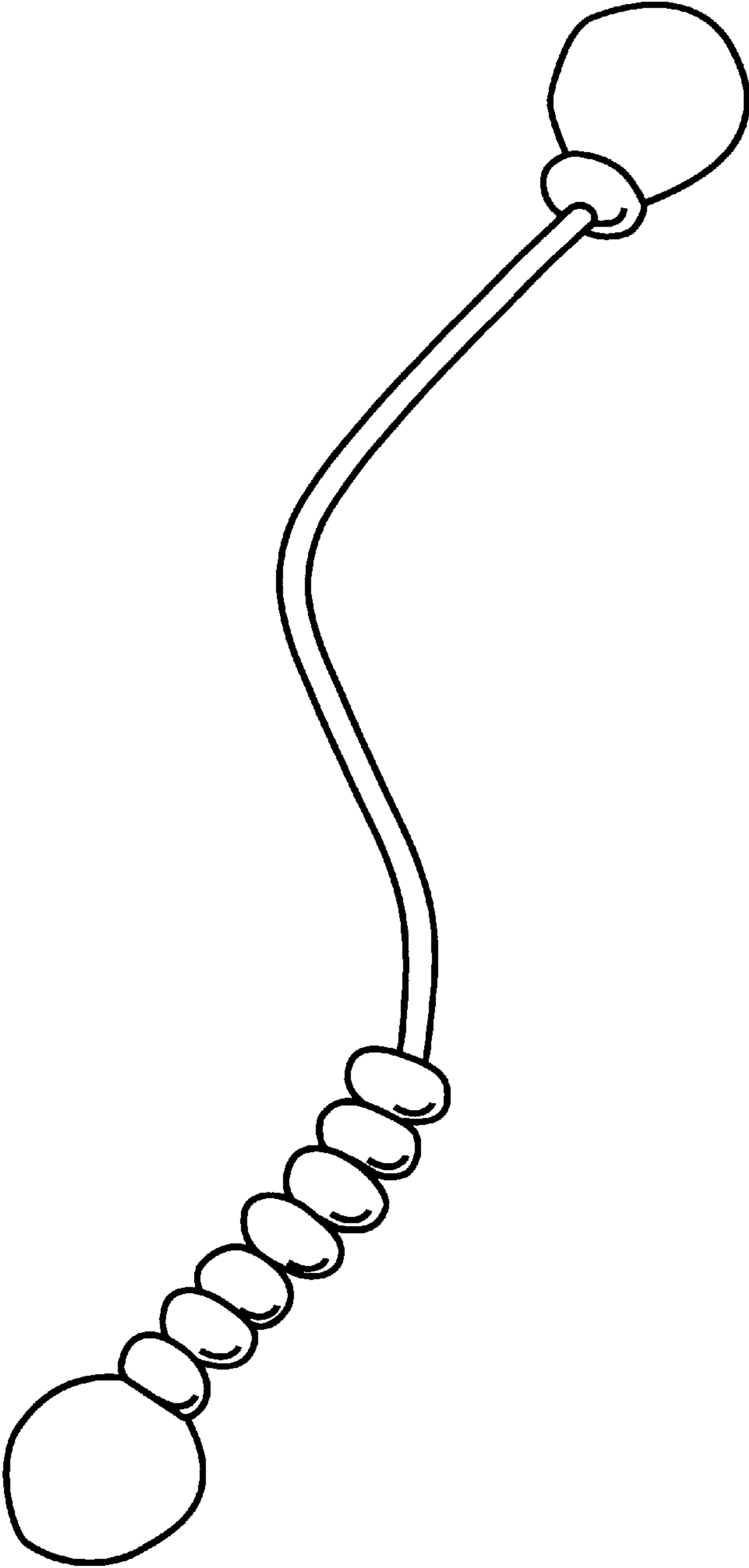


FIG. 1

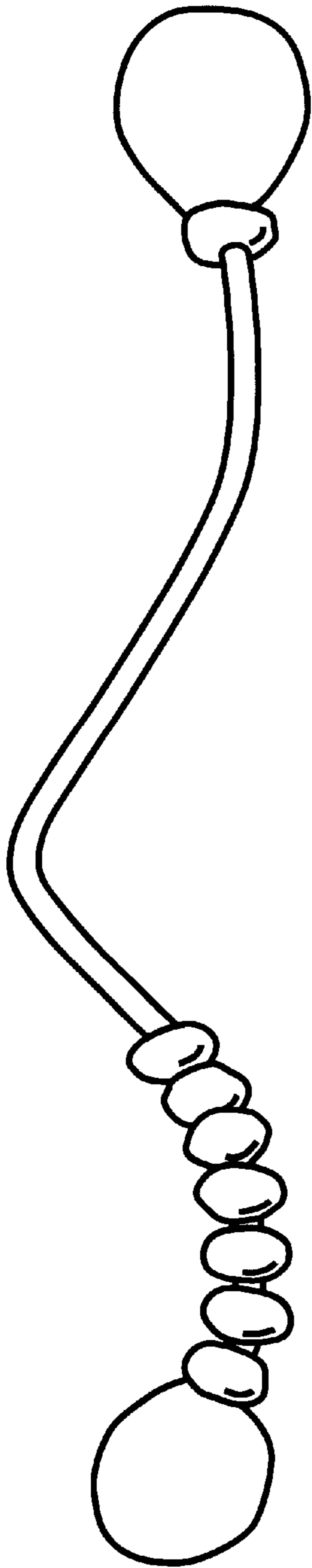


FIG. 2




FIG. 3

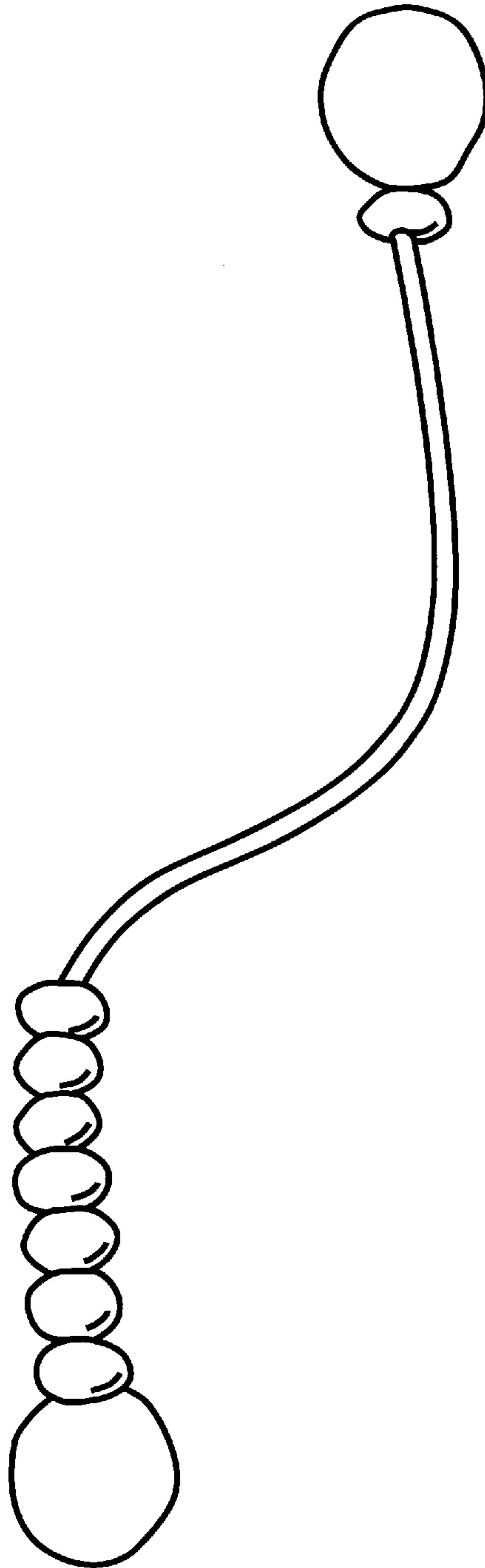


FIG. 4

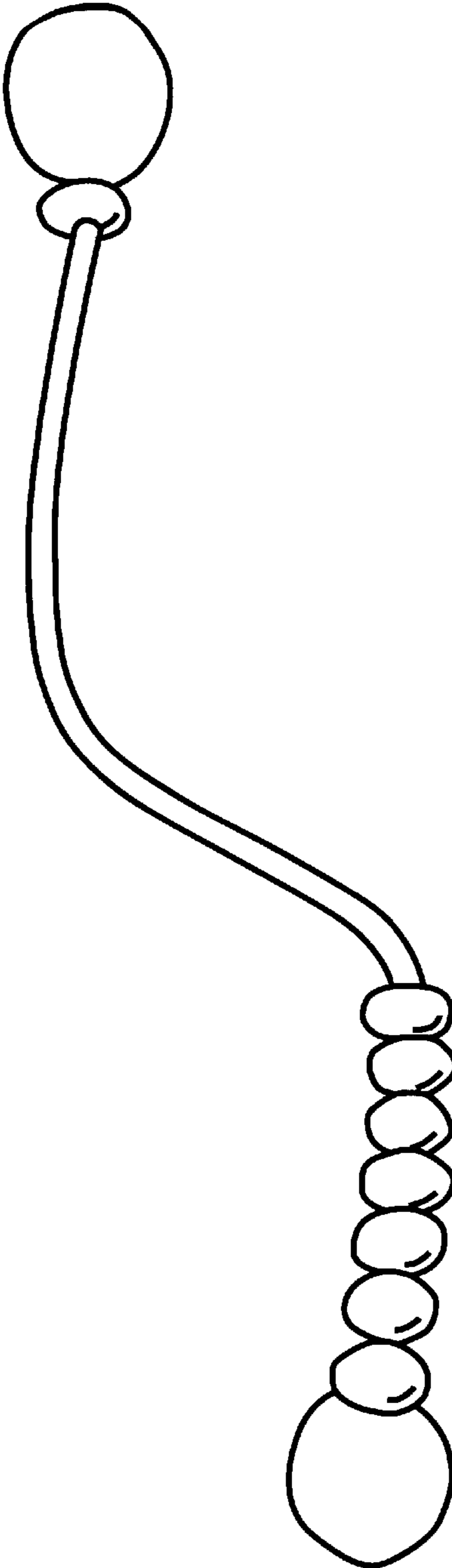


FIG. 5

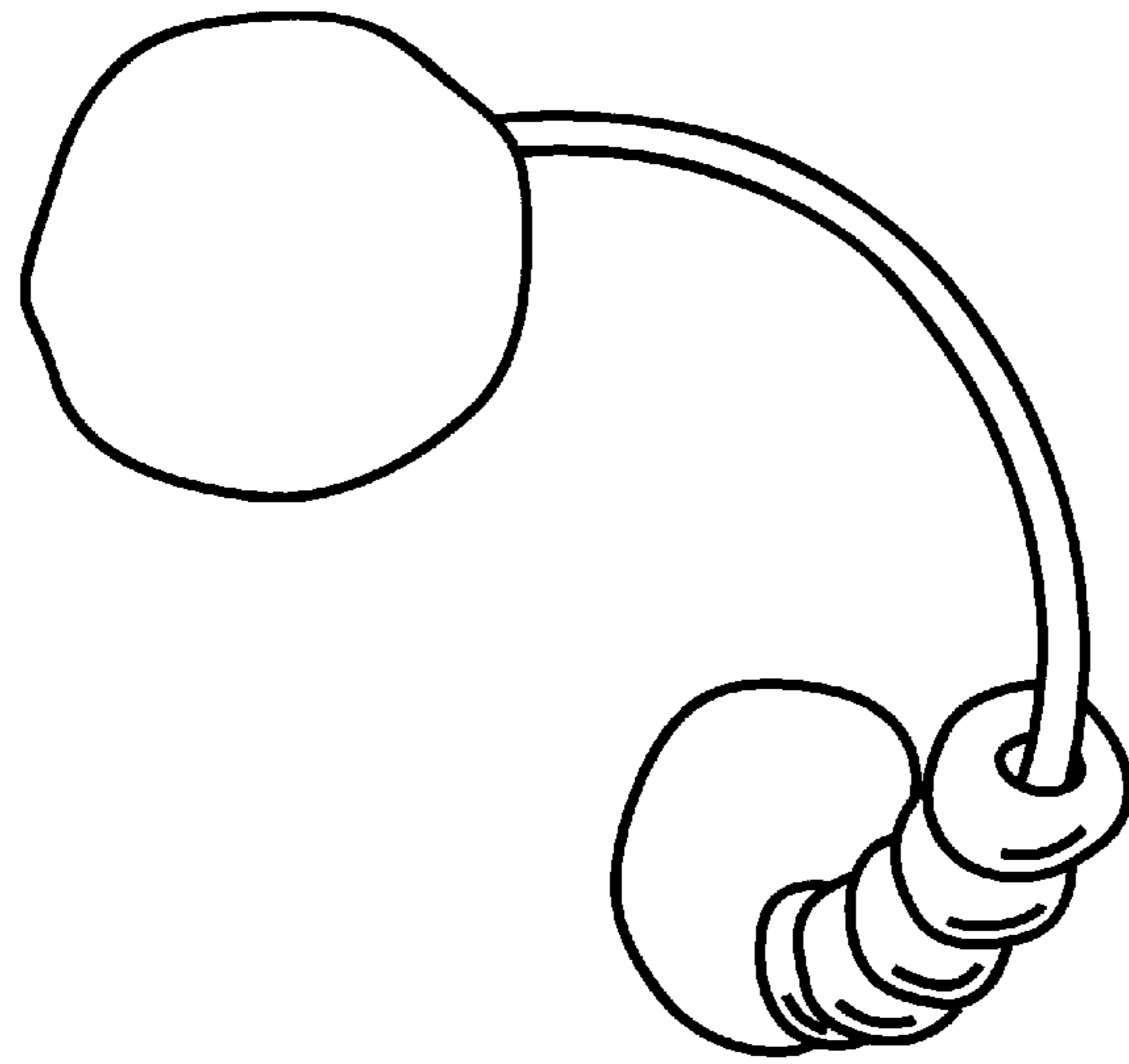


FIG. 6

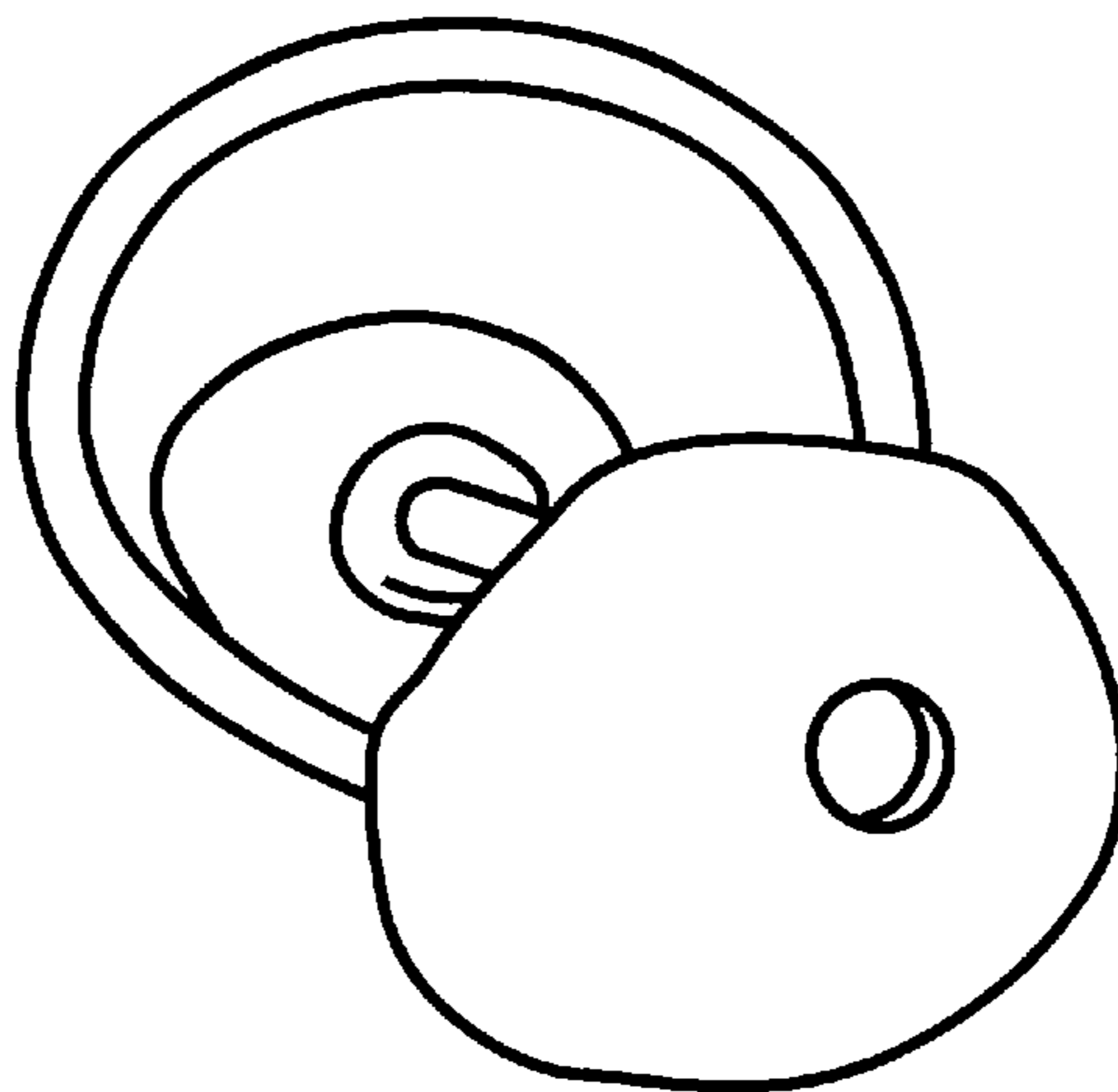


FIG. 7