

US00D500625S

(12) **United States Design Patent**
Hellenberg et al.

(10) **Patent No.: US D500,625 S**
(45) **Date of Patent: ** Jan. 11, 2005**

(54) **DISPENSER APPARATUS**

(75) Inventors: **Leen Hellenberg**, Warmond (NL);
Mitch Saranow, Northbrook, IL (US);
Johannes Hendrikus Mink,
Noordwijkerhout (NL); **Heller Mathis**,
Amsterdam (NL); **Wilhelmus Quirinus**
Laurentius Van Westerop, Noordwyk
(NL); **Mathijs Van Dijk**, Kod (NL)

(73) Assignee: **Lenteq, LP**, Northbrook, IL (US)

(**) Term: **14 Years**

(21) Appl. No.: **29/199,154**

(22) Filed: **Feb. 9, 2004**

(51) **LOC (7) Cl.** **07-01**

(52) **U.S. Cl.** **D7/306; D7/311**

(58) **Field of Search** D7/300, 306, 307,
D7/308, 313, 312, 397, 309-311; 222/159,
169, 146.6, 183, 129.1, 131; 312/204; 99/289 R,
295; D15/79, 80, 81, 82

(56) **References Cited**

U.S. PATENT DOCUMENTS

- D173,909 S * 1/1955 Munk D7/309
- D184,606 S * 3/1959 Cramer D7/309
- D185,833 S * 8/1959 Bruntjen D7/311

- D235,816 S * 7/1975 Hall D7/308
- D277,538 S * 2/1985 Jack D7/309
- D408,207 S * 4/1999 Bourke D7/306
- D461,357 S * 8/2002 Harrison et al. D7/306
- D489,215 S * 5/2004 Honan et al. D7/309
- D492,878 S * 7/2004 Nakato et al. D7/306

* cited by examiner

Primary Examiner—M. N. Pandozzi

(74) *Attorney, Agent, or Firm*—Adam K Sacharoff; Much
Shelist

(57) **CLAIM**

The ornamental design for the dispenser apparatus, as shown
and described.

DESCRIPTION

FIG. 1 is a front perspective view of a dispenser apparatus
showing my new design;

FIG. 2 is a right side perspective view thereof;

FIG. 3 is a top front elevated view thereof;

FIG. 4 is a front view thereof;


FIG. 5 is a right side view thereof, the left side being a mirror
image;

FIG. 6 is a top view thereof; and,

FIG. 7 is a right side view thereof with the top in slightly
open position.

The rear and bottom sides are flat and unornamented.

1 Claim, 6 Drawing Sheets






FIG. 1

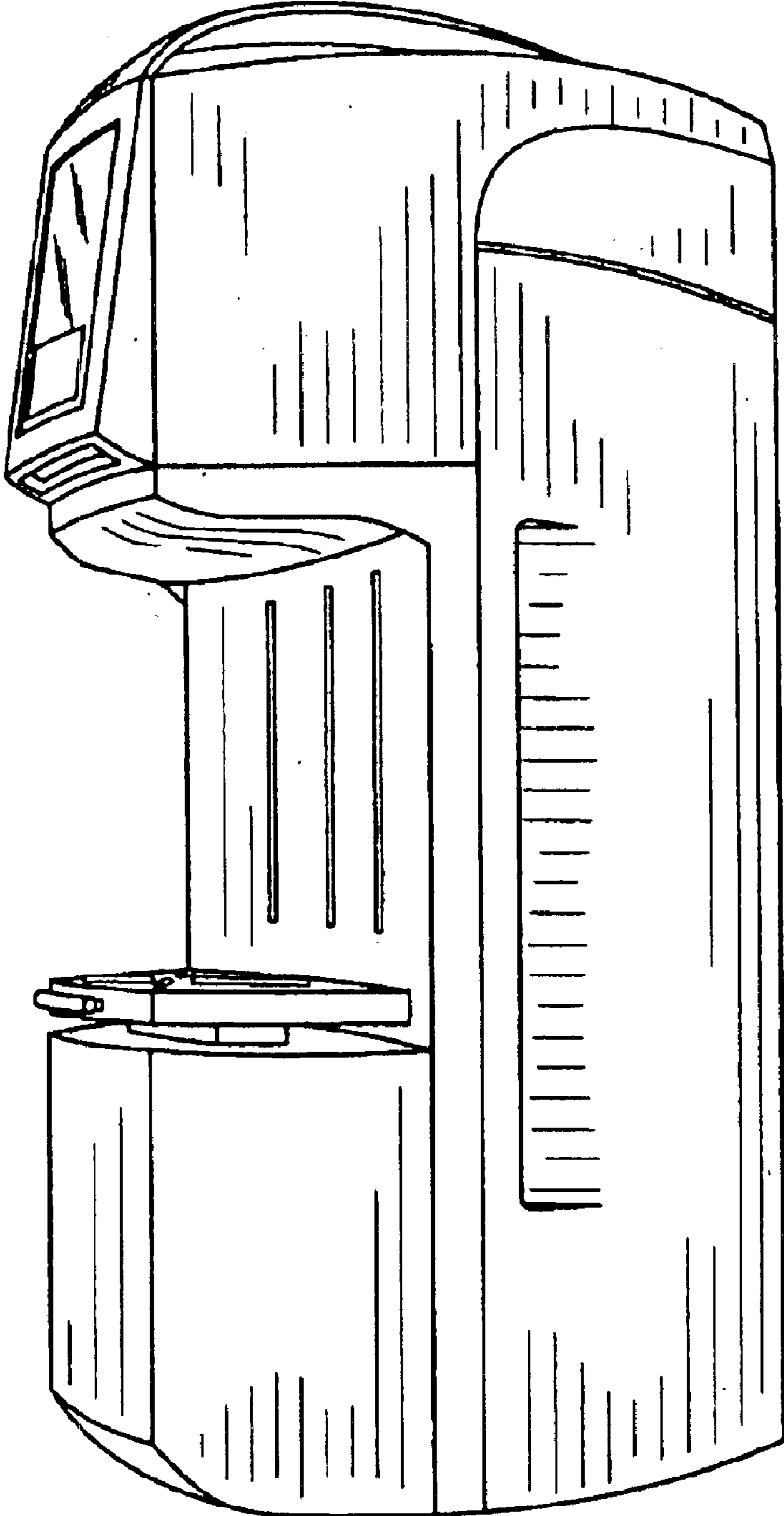


FIG. 2




FIG. 3

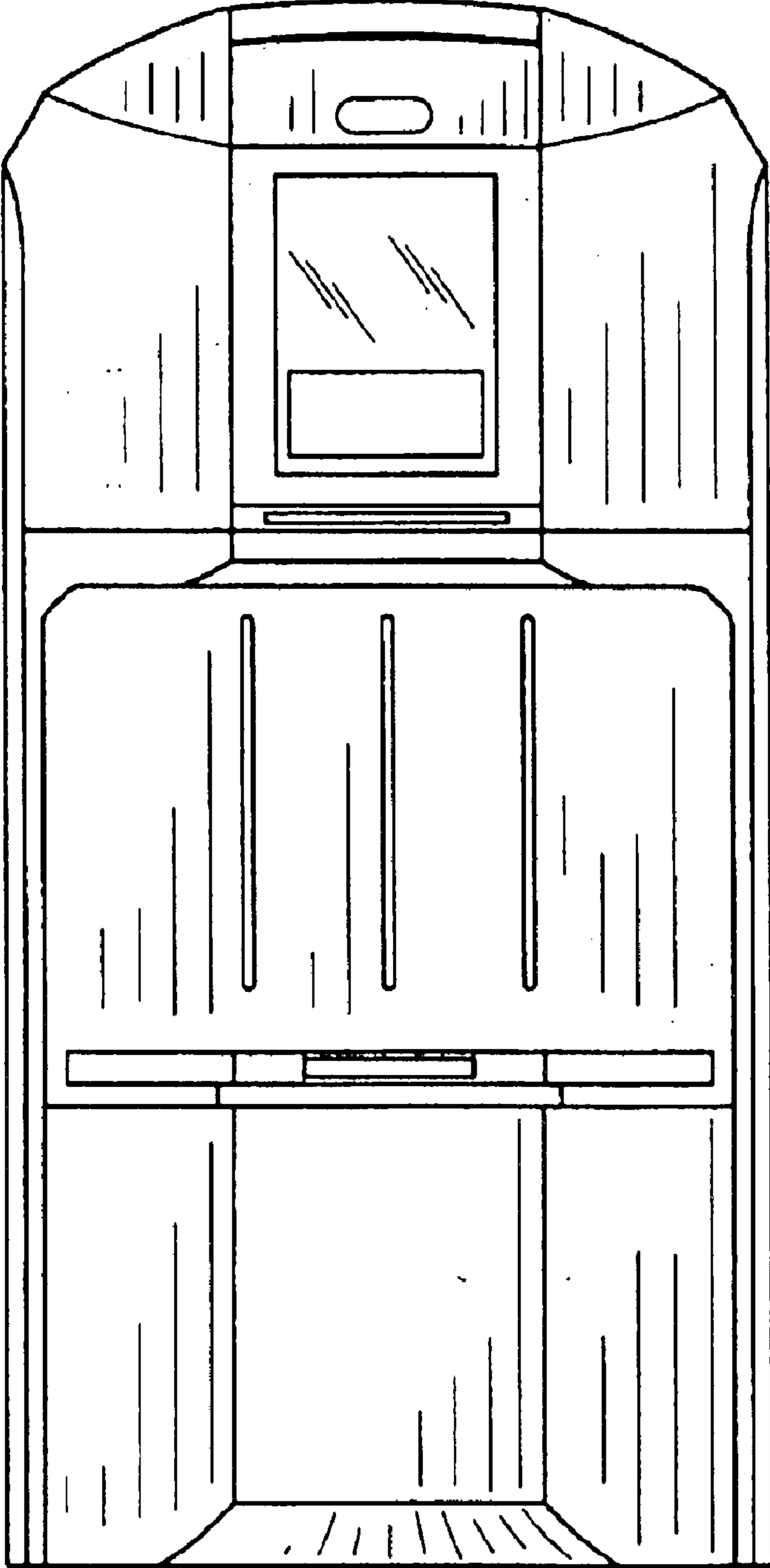


FIG. 4

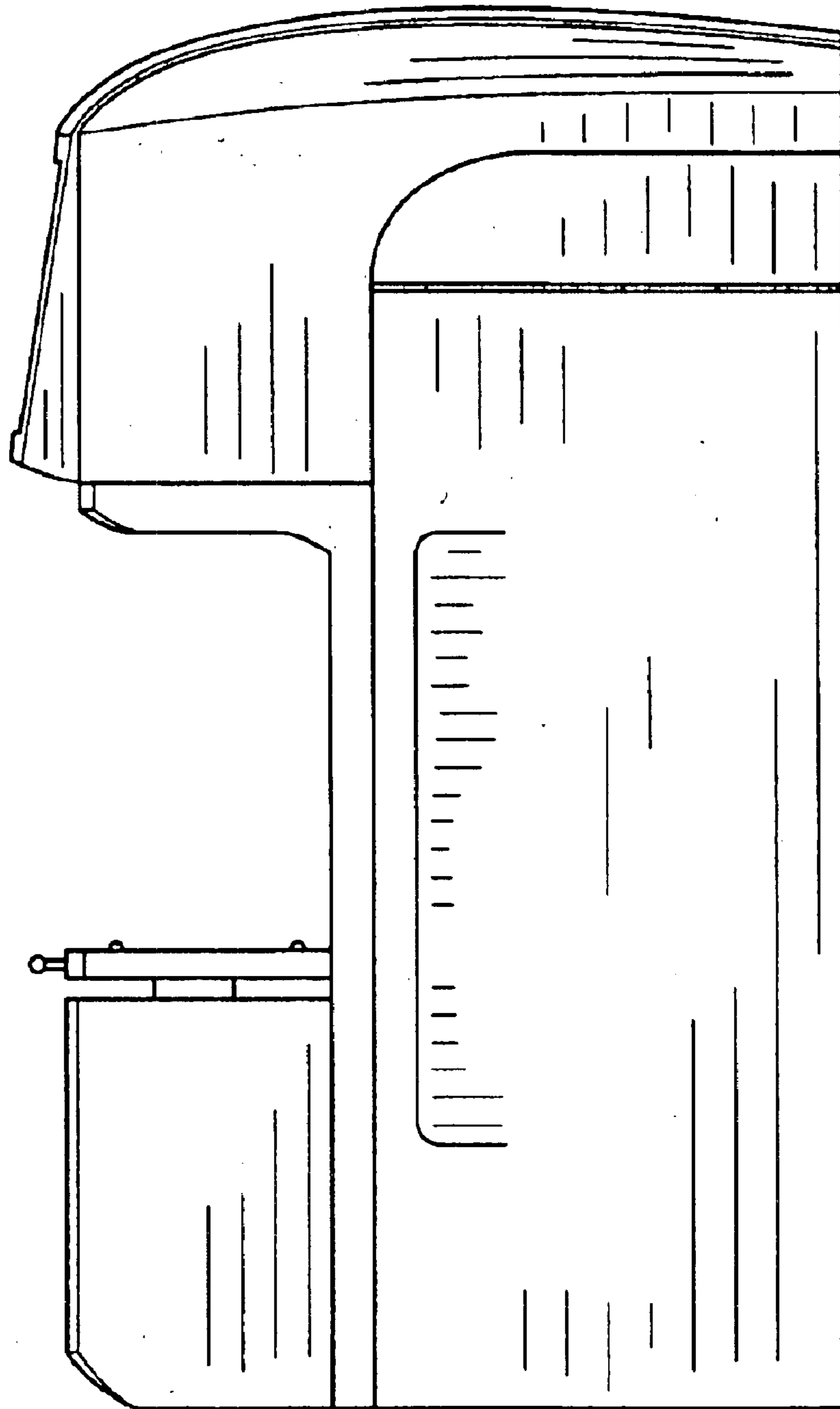


FIG. 5

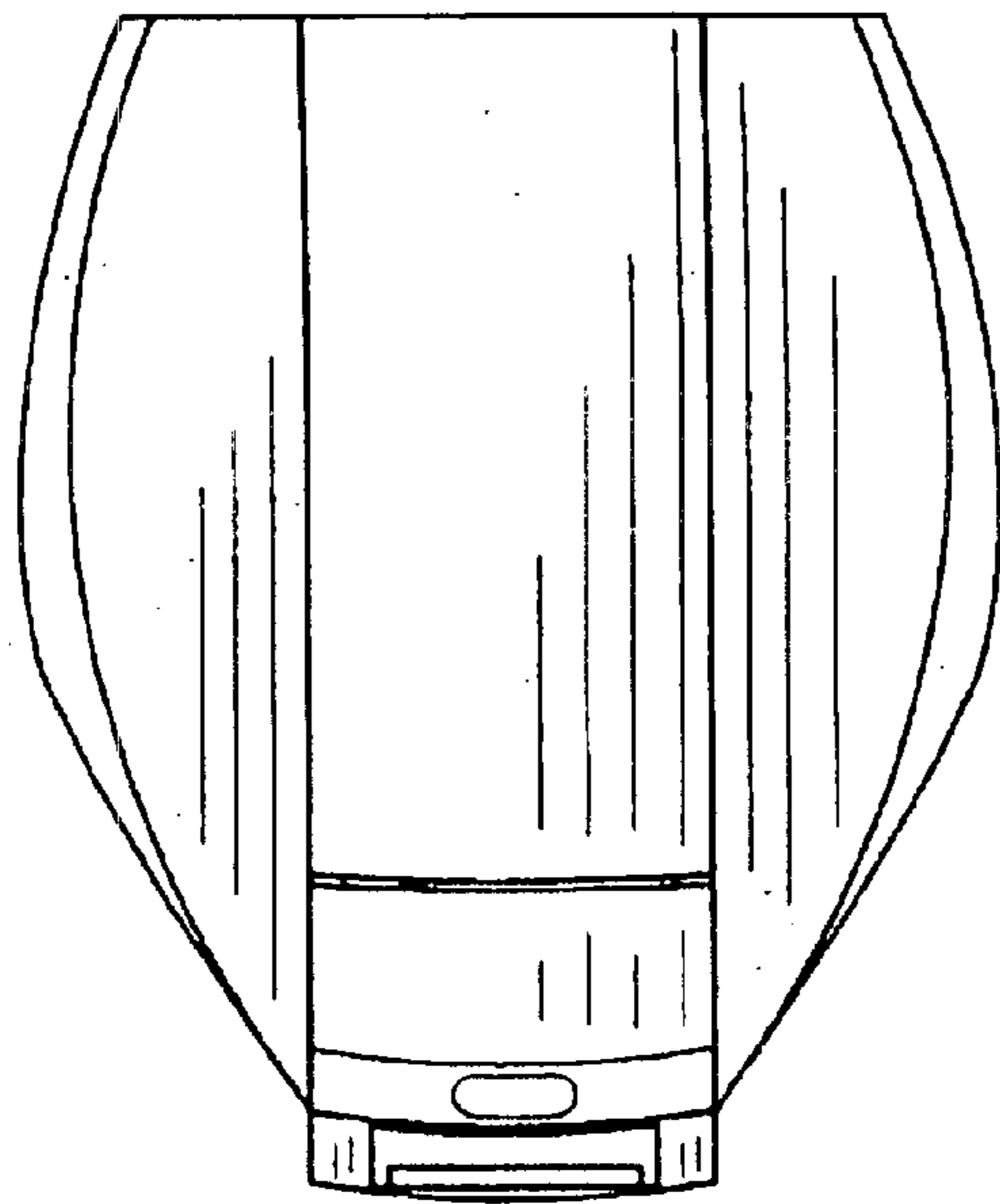


FIG. 6

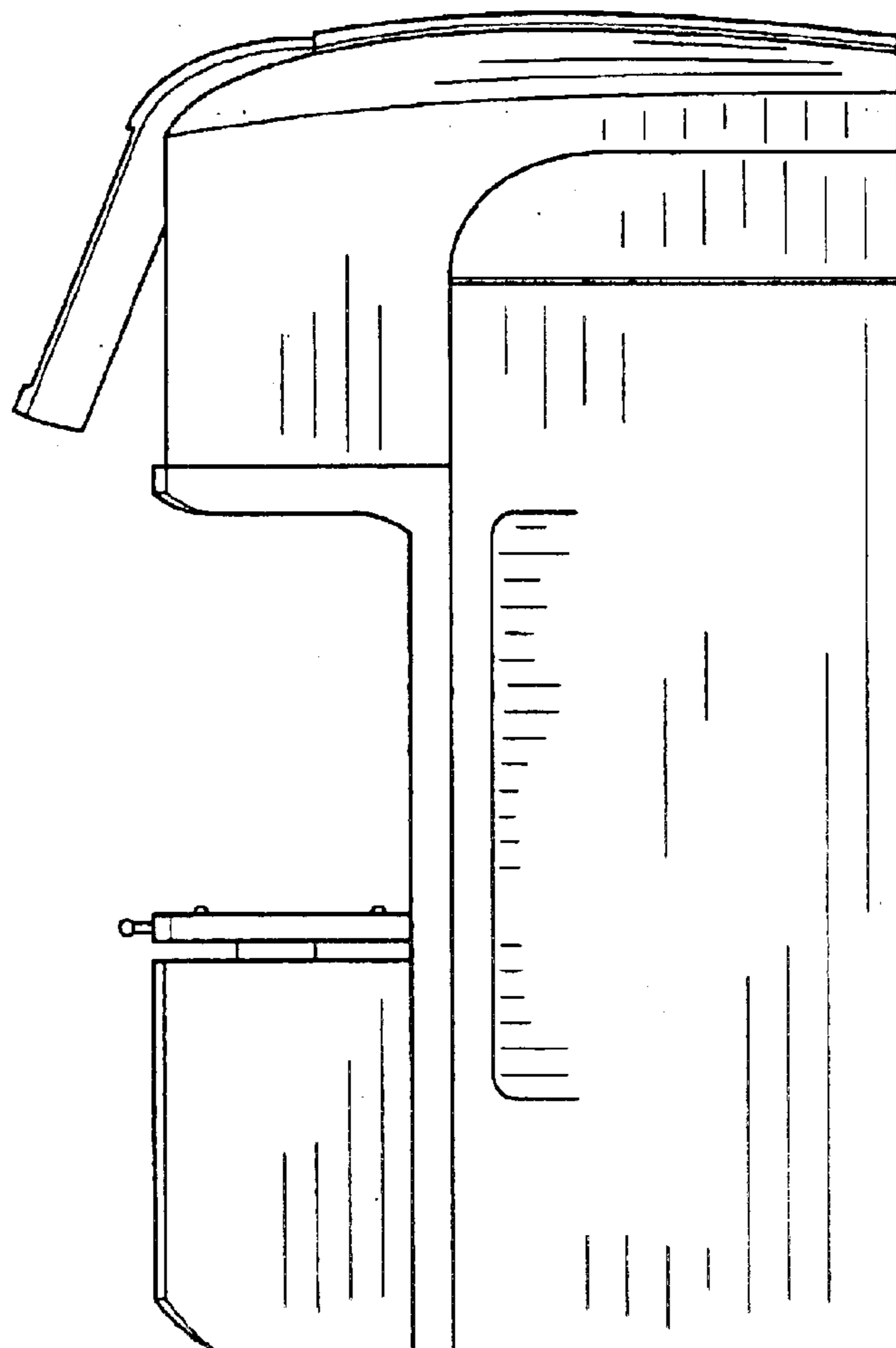


FIG. 7