

US00D500624S

(12) **United States Design Patent**
Jing-Liang

(10) **Patent No.:** **US D500,624 S**
(45) **Date of Patent:** **** Jan. 11, 2005**

(54) **WATERING INSTALLATION**

(76) **Inventor:** **Zhou Jing-Liang**, 1-2/F No. 3
Building, Longzhu Industrial Estate,
Nanshan District, Shenzhen (CN)

(**) **Term:** **14 Years**

(21) **Appl. No.:** **29/197,431**

(22) **Filed:** **Jan. 15, 2004**

(51) **LOC (7) Cl.** **07-01**

(52) **U.S. Cl.** **D7/301; D7/307; D7/308**

(58) **Field of Search** **D7/301, 307, 308,**
D7/300, 312, 322, 313; 273/144 A; 312/204;
222/129.1, 183, 192, 185.1; 221/24; 220/705,
411; 206/1.5; D15/79; D9/326

(56) **References Cited**

U.S. PATENT DOCUMENTS

| | | | | | |
|------------|---|---------|---------------|-------|---------|
| 718,081 A | * | 1/1903 | Brackett | | 206/1.5 |
| D118,045 S | * | 12/1939 | Ignall et al. | | D9/326 |
| D152,523 S | * | 2/1949 | Duncan et al. | | D9/326 |
| D175,250 S | * | 8/1955 | Faust | | D7/307 |
| D191,654 S | * | 10/1961 | Hodgman | | D7/308 |
| D332,027 S | * | 12/1992 | Verheijen | | D7/308 |

| | | | | | |
|-------------|---|---------|------------------|-------|---------|
| D378,260 S | * | 3/1997 | Precelton | | D7/301 |
| 5,607,211 A | * | 3/1997 | Henninger et al. | | 220/705 |
| 5,626,255 A | * | 5/1997 | Myers | | 220/411 |
| D391,971 S | * | 3/1998 | Dorsey | | D15/79 |
| D462,225 S | * | 9/2002 | Kyees et al. | | D7/307 |
| D463,945 S | * | 10/2002 | Sandor et al. | | D7/307 |
| D465,119 S | * | 11/2002 | Strandell et al. | | D7/307 |
| D487,208 S | * | 3/2004 | Lowe et al. | | D7/307 |

* cited by examiner

Primary Examiner—M. N. Pandozzi

(74) *Attorney, Agent, or Firm*—Michael L. Diaz

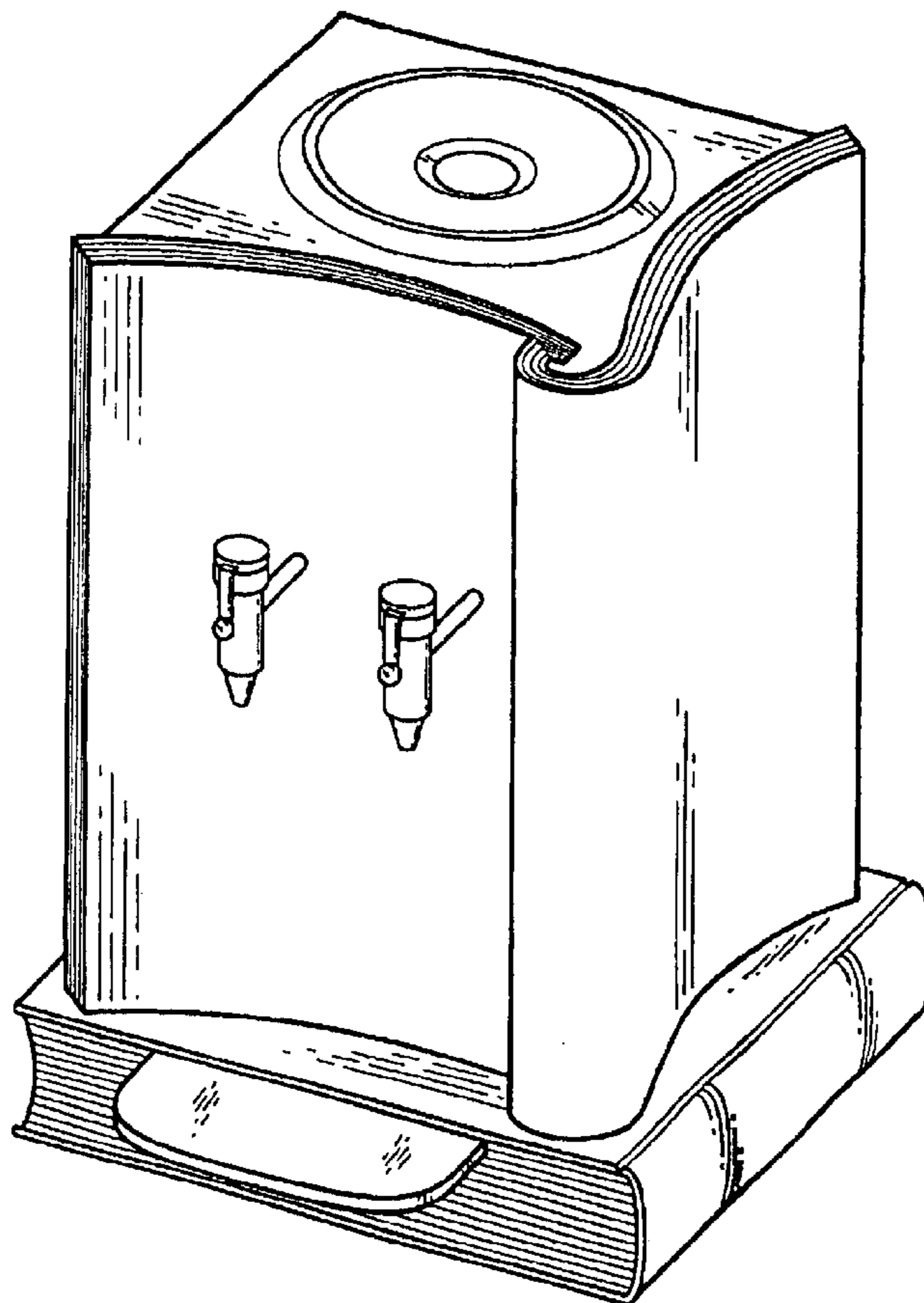
(57) **CLAIM**

The ornamental design for a watering installation, as shown and described.

DESCRIPTION

FIG. 1 is a front elevational view thereof;
FIG. 2 is a left side view thereof;
FIG. 3 is a right side view thereof;
FIG. 4 is a rear elevational view thereof;
FIG. 5 is a perspective view thereof; and,
FIG. 6 is a top view thereof.

1 Claim, 2 Drawing Sheets






FIG. 1

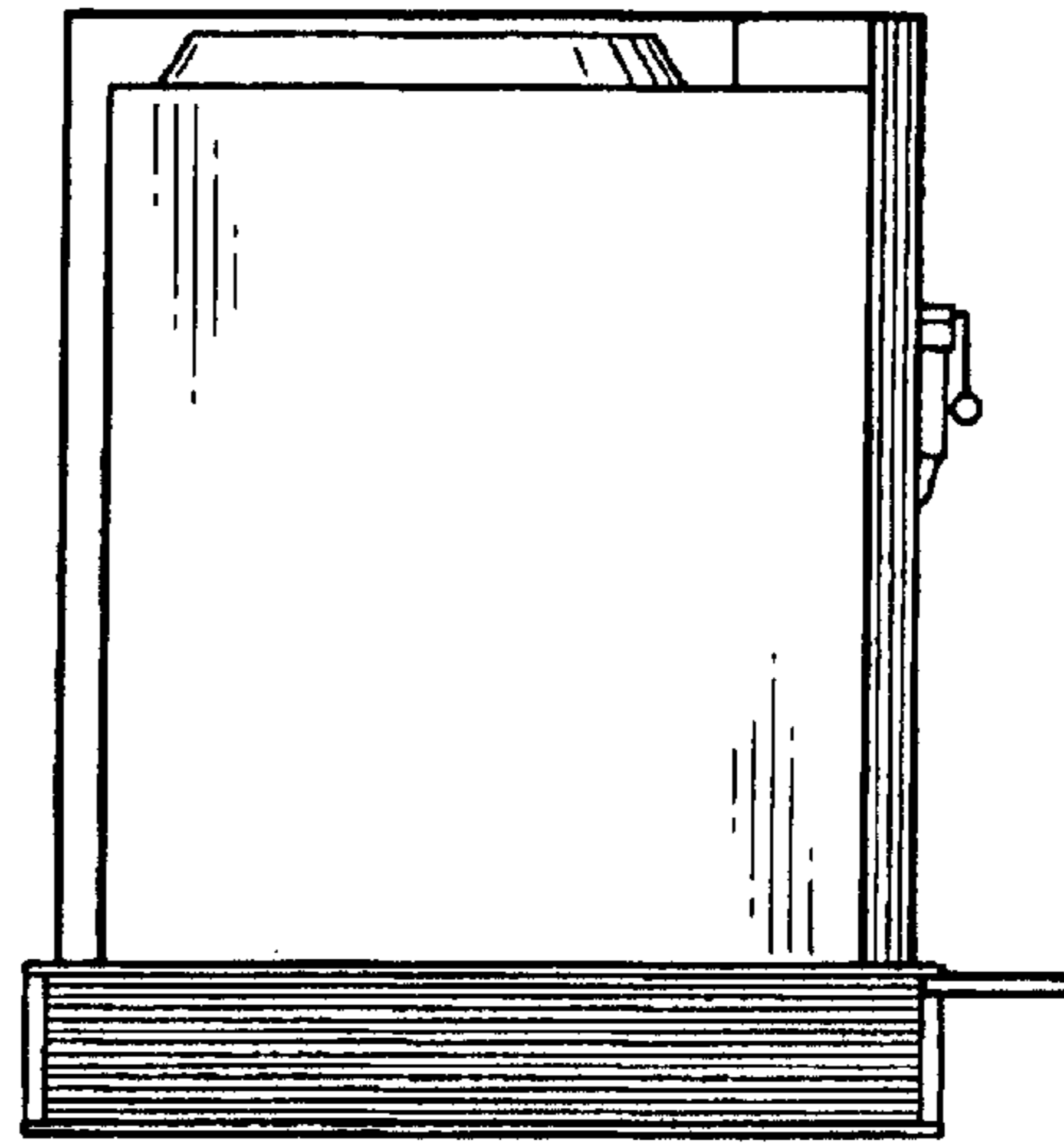


FIG. 2

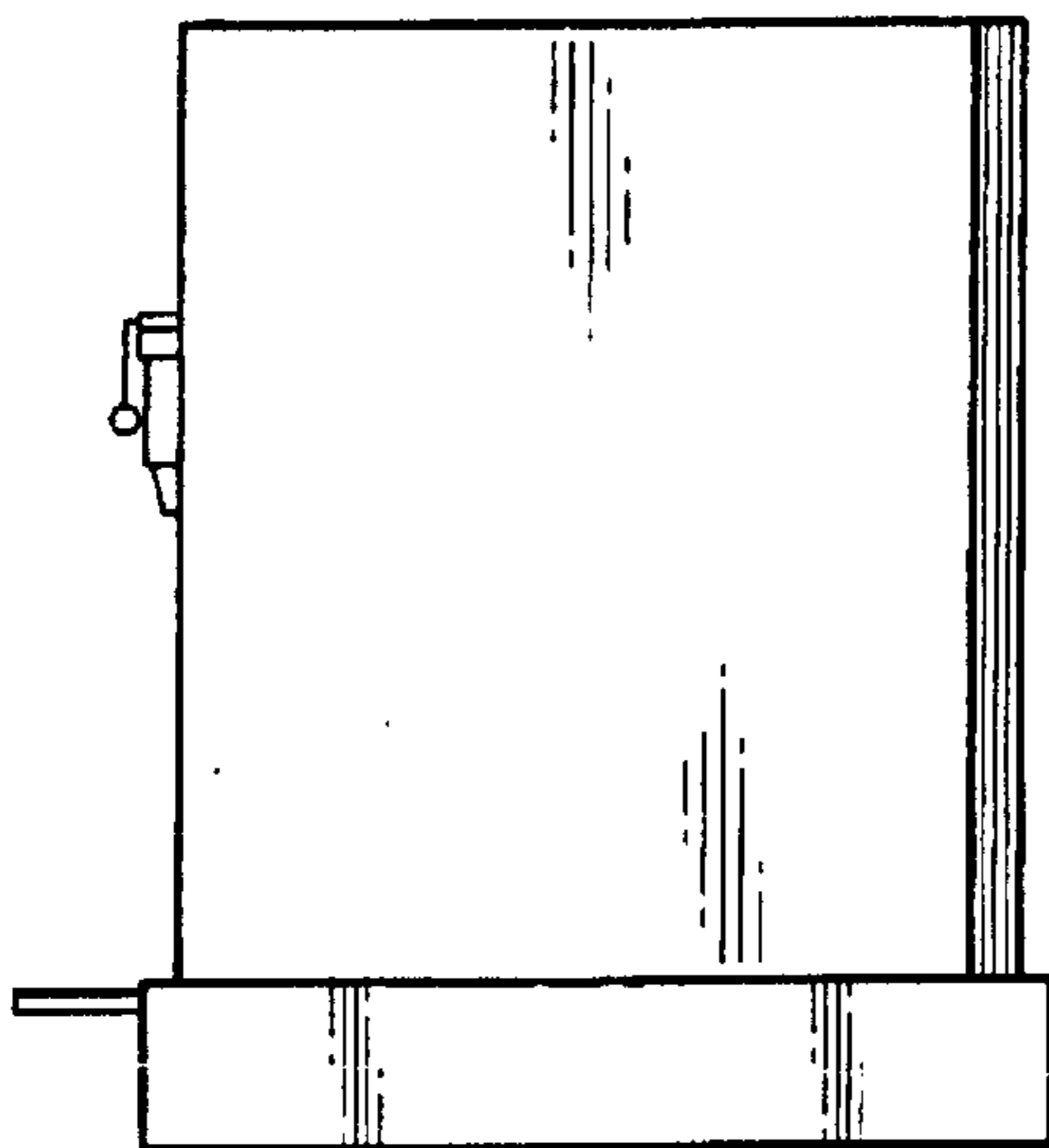


FIG. 3

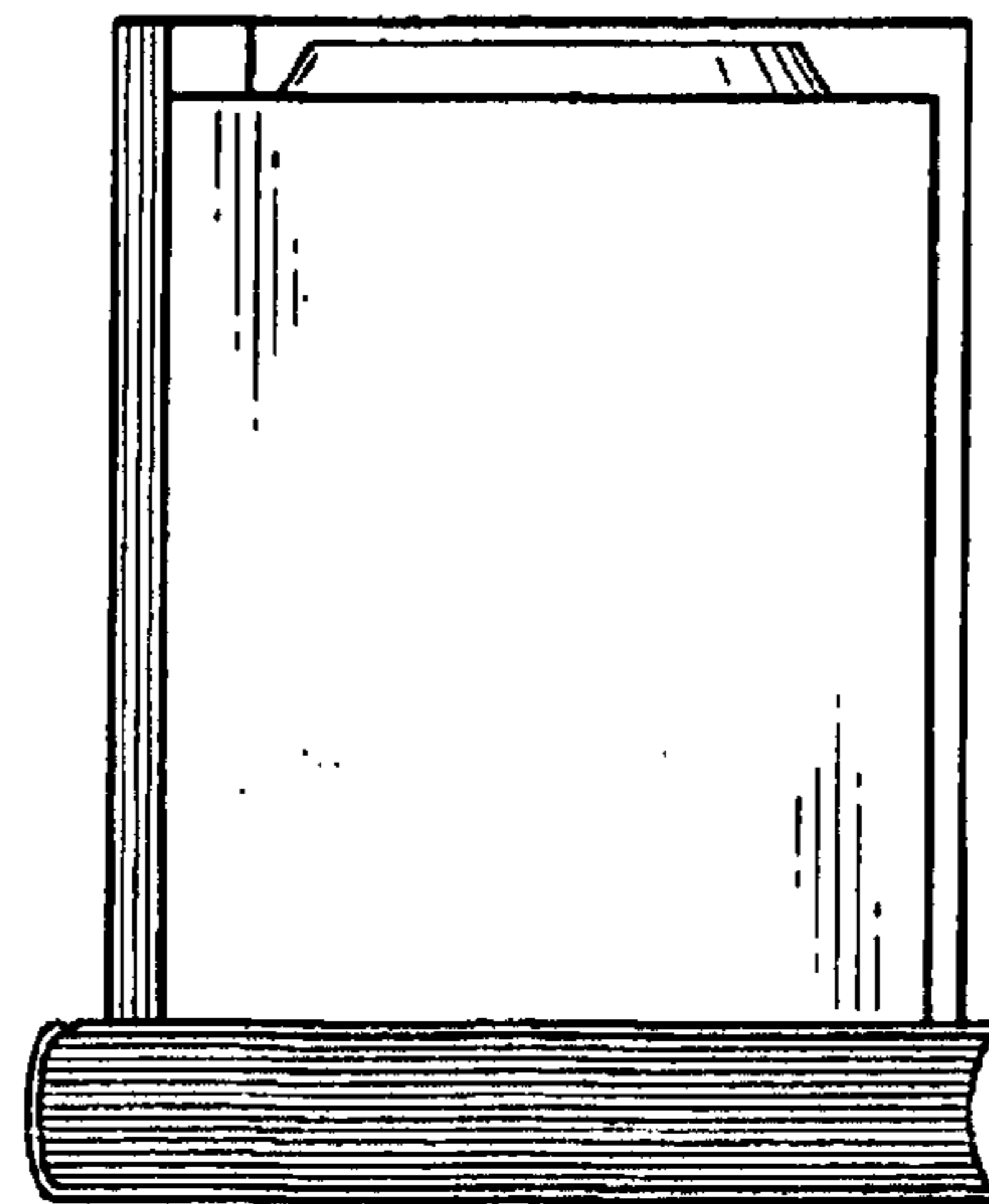


FIG. 4

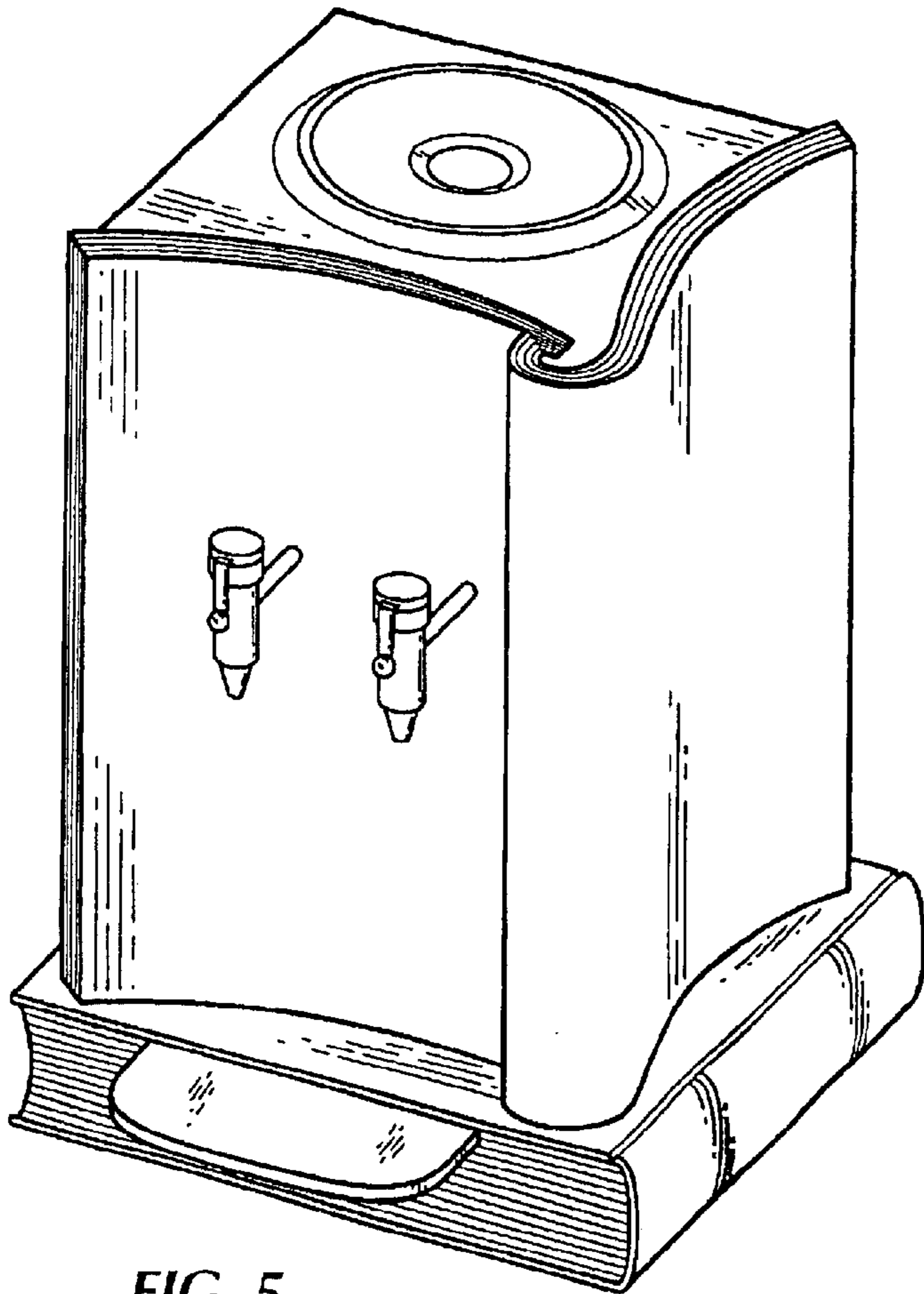


FIG. 5

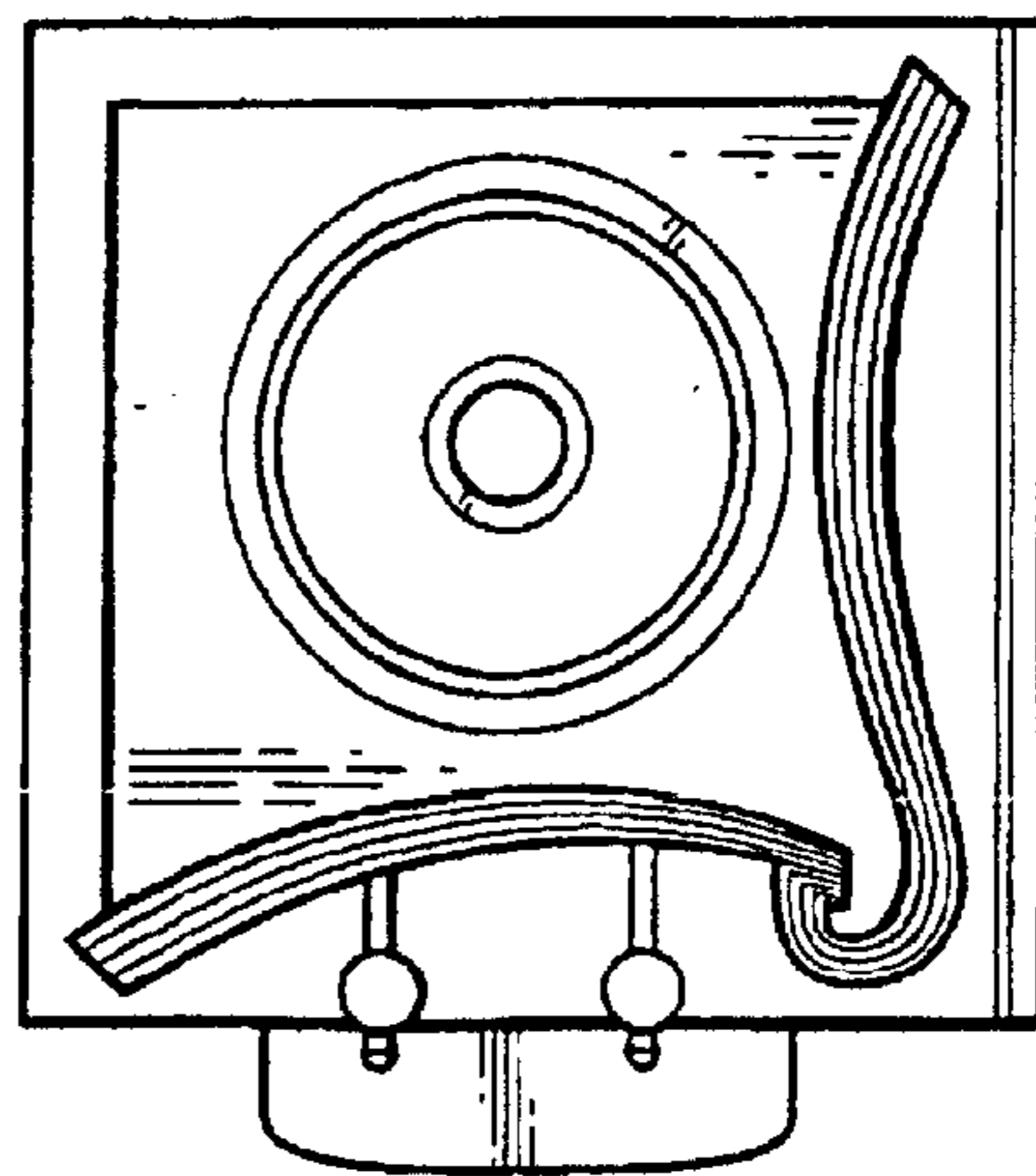


FIG. 6