



US00D500623S

(12) **United States Design Patent**
Jones

(10) **Patent No.:** **US D500,623 S**
(45) **Date of Patent:** **** Jan. 11, 2005**

(54) **CAR SEAT COVER**

D187,918 S * 5/1960 Laundry D6/611
D251,341 S * 3/1979 Bodrero D6/611
4,772,070 A * 9/1988 Leto et al. 297/228.1

(76) Inventor: **Heather Jones**, 2315 West 10th
Avenue, Vancouver, British Columbia
(CA), V6K 2J2

* cited by examiner

(**) Term: **14 Years**

Primary Examiner—Louis S. Zarfaz
Assistant Examiner—Monica A. Weingart
(74) *Attorney, Agent, or Firm*—Kolisch Hartwell, P.C.

(21) Appl. No.: **29/204,805**

(22) Filed: **May 3, 2004**

(57) **CLAIM**

The ornamental design for a car seat cover, as shown and described.

Related U.S. Application Data

(62) Division of application No. 29/174,086, filed on Jan. 10, 2003, now Pat. No. Des. 491,405.

DESCRIPTION

(30) **Foreign Application Priority Data**

Jul. 12, 2002 (CA) 1000 12

(51) **LOC (7) Cl.** **06-13**

(52) **U.S. Cl.** **D6/611**

(58) **Field of Search** D6/333, 334, 355,
D6/356, 610, 611; D12/133, 401; 150/154,
158, 901; 297/218.1, 218.5, 219.1, 219.12,
223, 224, 225, 228.1, 228.11, 228.12, 228.13,
229

FIG. 1 is a perspective view of a car seat cover showing my new design;
FIG. 2 is a top plan view of the car seat cover of FIG. 1;
FIG. 3 is a front elevation view of the car seat cover of FIG. 1;
FIG. 4 is a bottom plan view of the car seat cover of FIG. 1;
FIG. 5 is a rear elevation view of the car seat cover of FIG. 1;
FIG. 6 is a left side elevation view of the car seat cover of FIG. 1; and,
FIG. 7 is a right side elevation view of the car seat cover of FIG. 1.

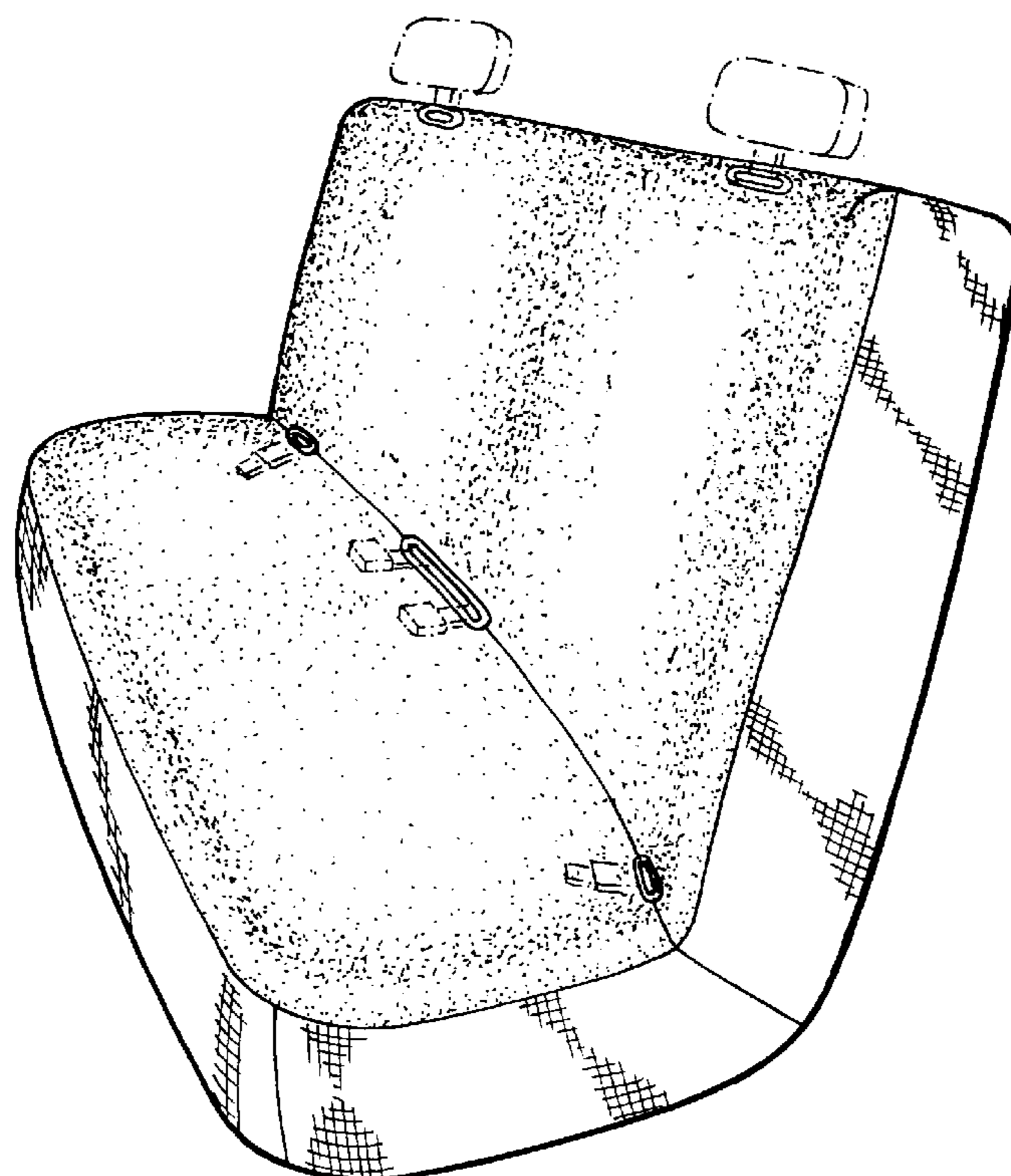
(56) **References Cited**

U.S. PATENT DOCUMENTS

D105,575 S * 8/1937 Easterman D6/611
2,128,168 A * 8/1938 Schulz D6/333
D164,000 S * 7/1951 Herman D6/611

The broken line showing of a headrest and seat clips, in FIG. 1, is for illustrative purposes only and forms no part of the claimed design.

1 Claim, 4 Drawing Sheets



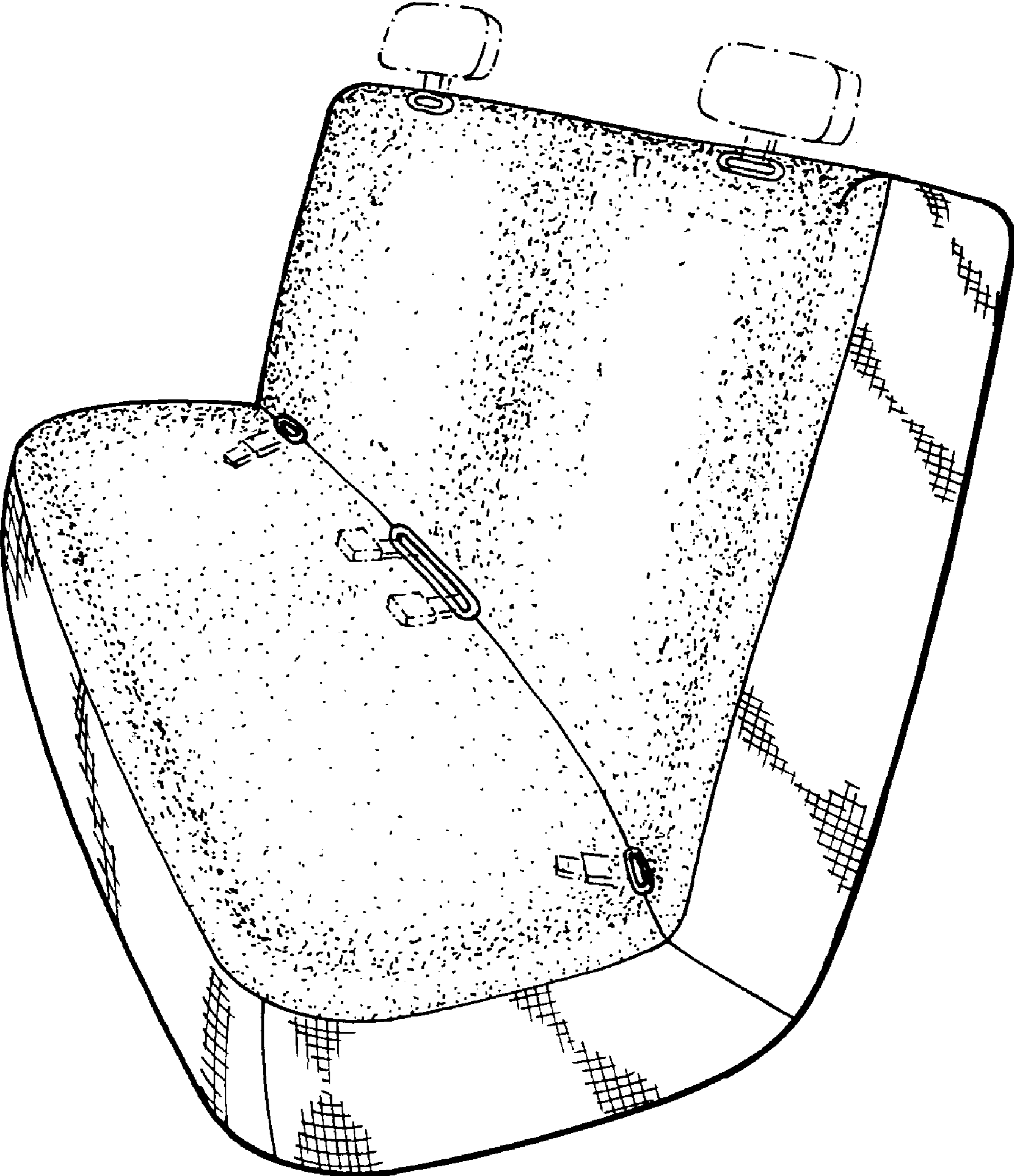


FIG. 1




FIG. 2

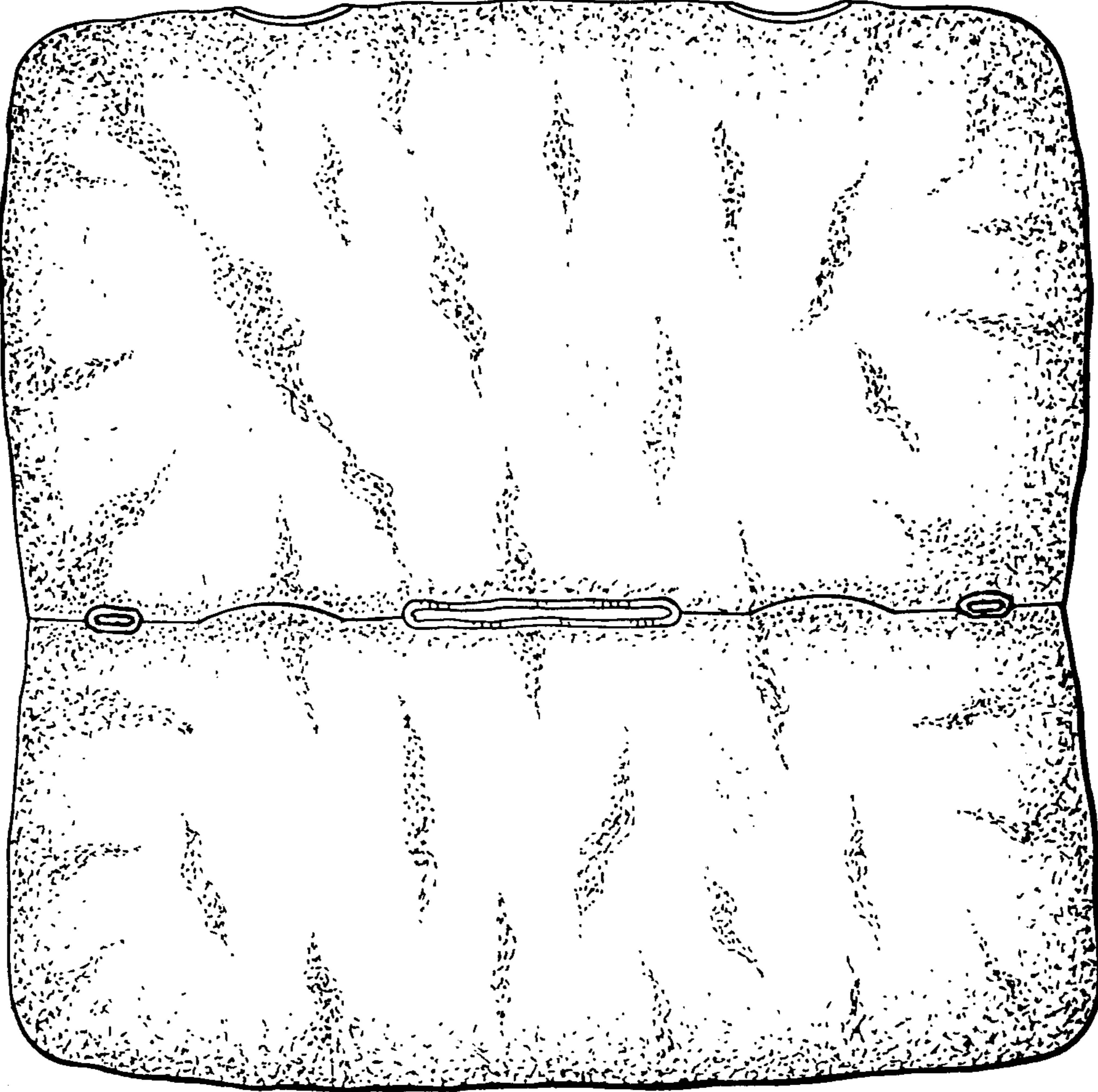


FIG. 3



FIG. 4

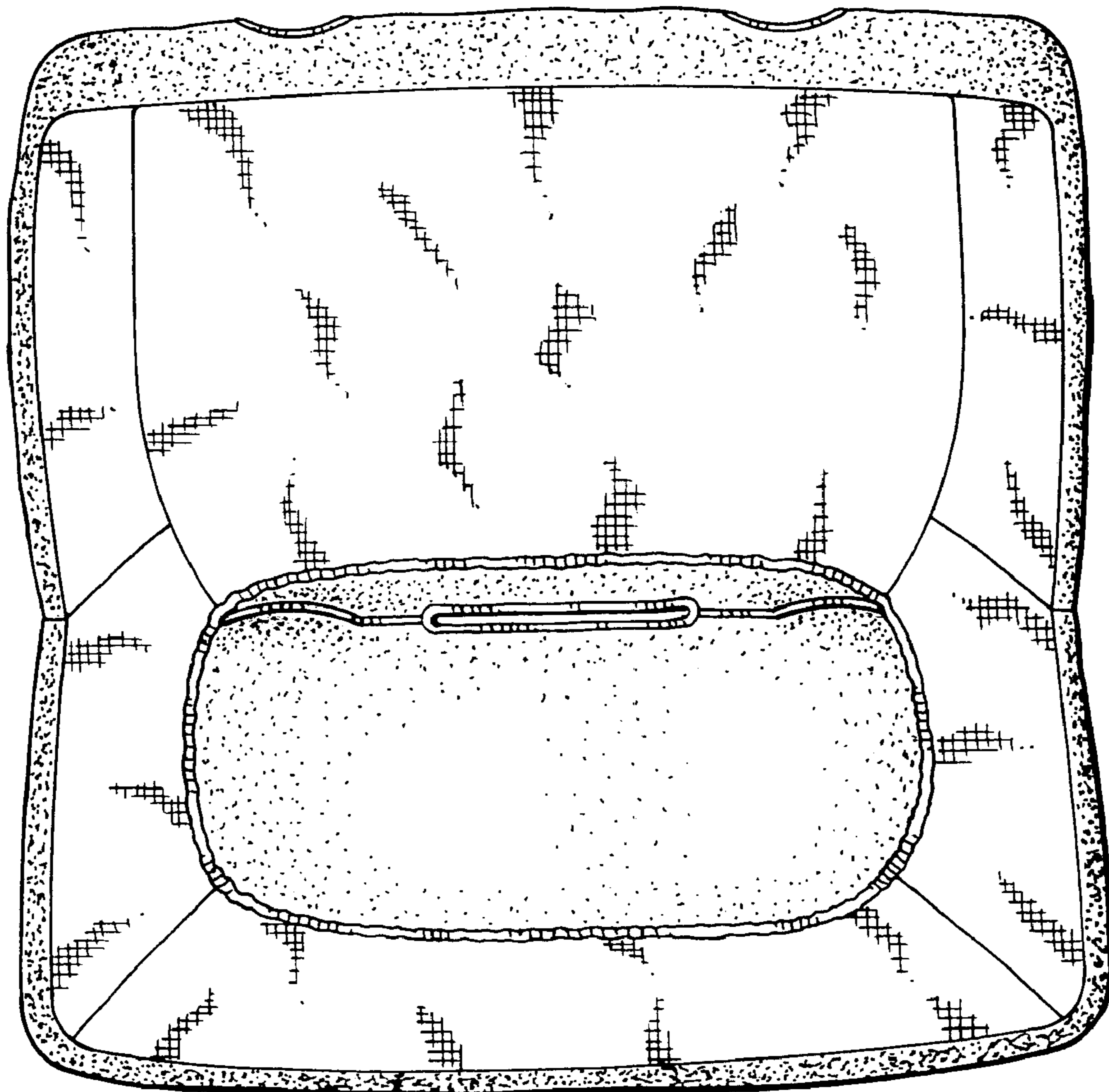


FIG. 5



FIG. 6

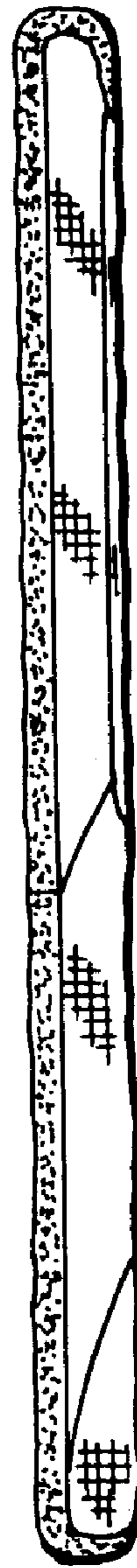


FIG. 7