

US00D500584S

(12) **United States Design Patent**  
**Link**

(10) **Patent No.:** **US D500,584 S**  
(45) **Date of Patent:** **\*\* Jan. 11, 2005**

- (54) **PORTION OF A SHOE UPPER**
- (75) Inventor: **Kenneth Link**, Portland, OR (US)
- (73) Assignee: **Nike, Inc.**, Beaverton, OR (US)
- (\*\*) Term: **14 Years**
- (21) Appl. No.: **29/202,331**
- (22) Filed: **Mar. 30, 2004**
- (51) **LOC (7) Cl.** ..... **02-99**
- (52) **U.S. Cl.** ..... **D2/972**
- (58) **Field of Search** ..... D2/902, 907, 908,  
D2/943, 944, 969, 972-974; 36/45, 50.1,  
77 M, 77 R, 83, 88, 113, 114, 126-130

Nike Footwear Catalog, Late Spring 1999, pp. W16, W112, published Sep. 1998.  
 Nike Footwear Catalog, Fall 1999, p. M116, published Nov. 1998.  
 Nike Footwear Catalog, Late Spring 2001, p. M125, published Sep. 2000.  
 Nike Footwear Catalog, Fall 2001, p. M22, published Nov. 2000.  
 Nike Footwear Catalog, Fall 2002, p. W110, published Nov. 2002.  
 Nike Footwear Catalog, Spring 2003, p. W38, published Jun. 2002.

\* cited by examiner

*Primary Examiner*—Dominic Simone  
(74) *Attorney, Agent, or Firm*—Banner & Witcoff, Ltd.

(56) **References Cited**

**U.S. PATENT DOCUMENTS**

D229,251 S	11/1973	Askew	
D296,262 S	6/1988	Brown et al.	
D356,206 S	3/1995	Martin	
D411,245 S	6/1999	Edwards	
D456,129 S	4/2002	Smith, III	
D467,410 S	12/2002	Mervar	
D467,719 S	12/2002	Blakeslee	
D476,796 S	7/2003	Meza et al.	
D488,917 S	* 4/2004	Koo	D2/972
D494,354 S	* 8/2004	Clegg	D2/972
D494,752 S	* 8/2004	Adams et al.	D2/969

**OTHER PUBLICATIONS**

Nike Footwear Catalog, Spring 1993, pp. 42, 52, 94, published Jun. 1992.  
 Nike Footwear Catalog, Fall 1993, p. 38, published Dec. 1992.

(57) **CLAIM**

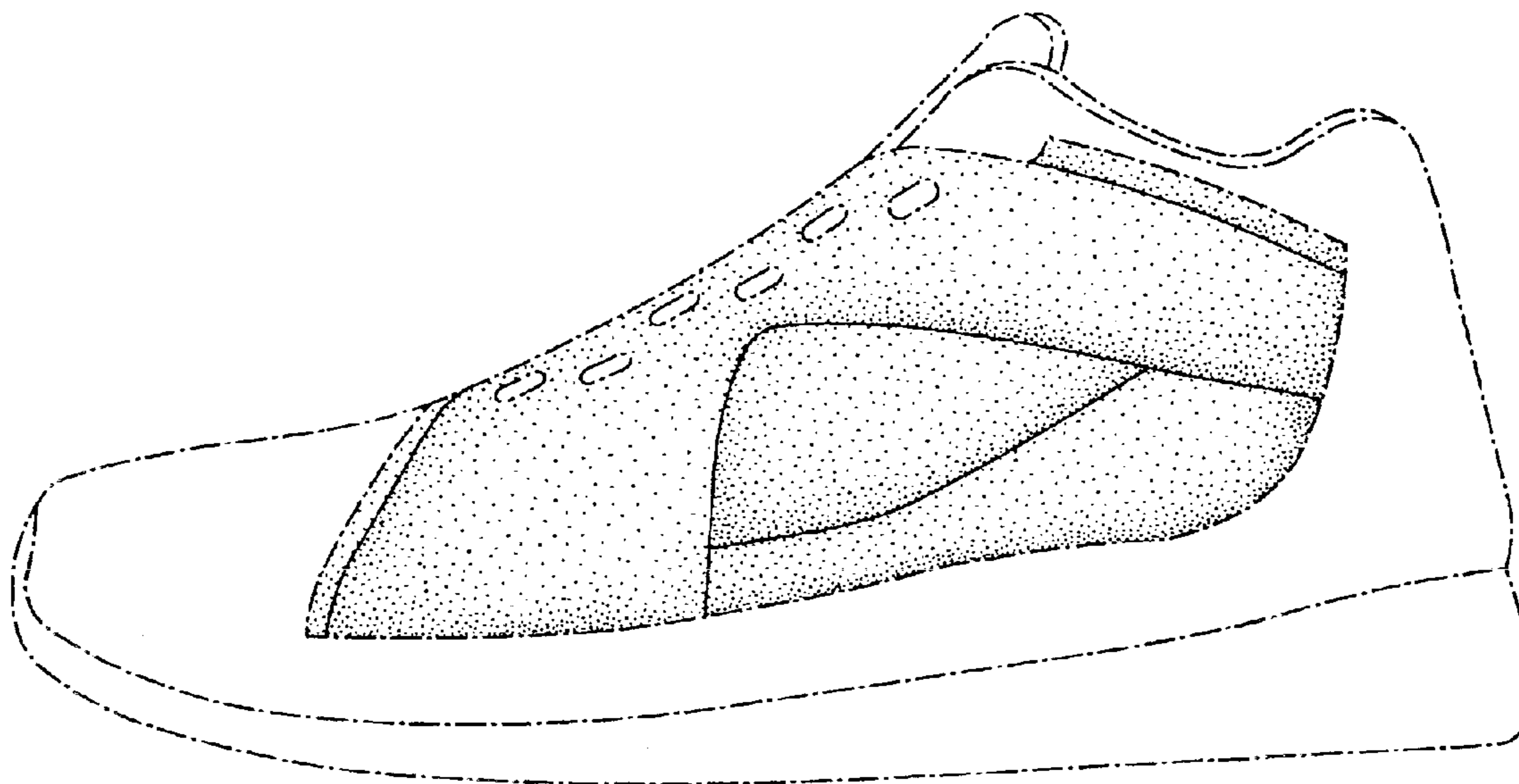
The ornamental design for a portion of a shoe upper, as shown and described.

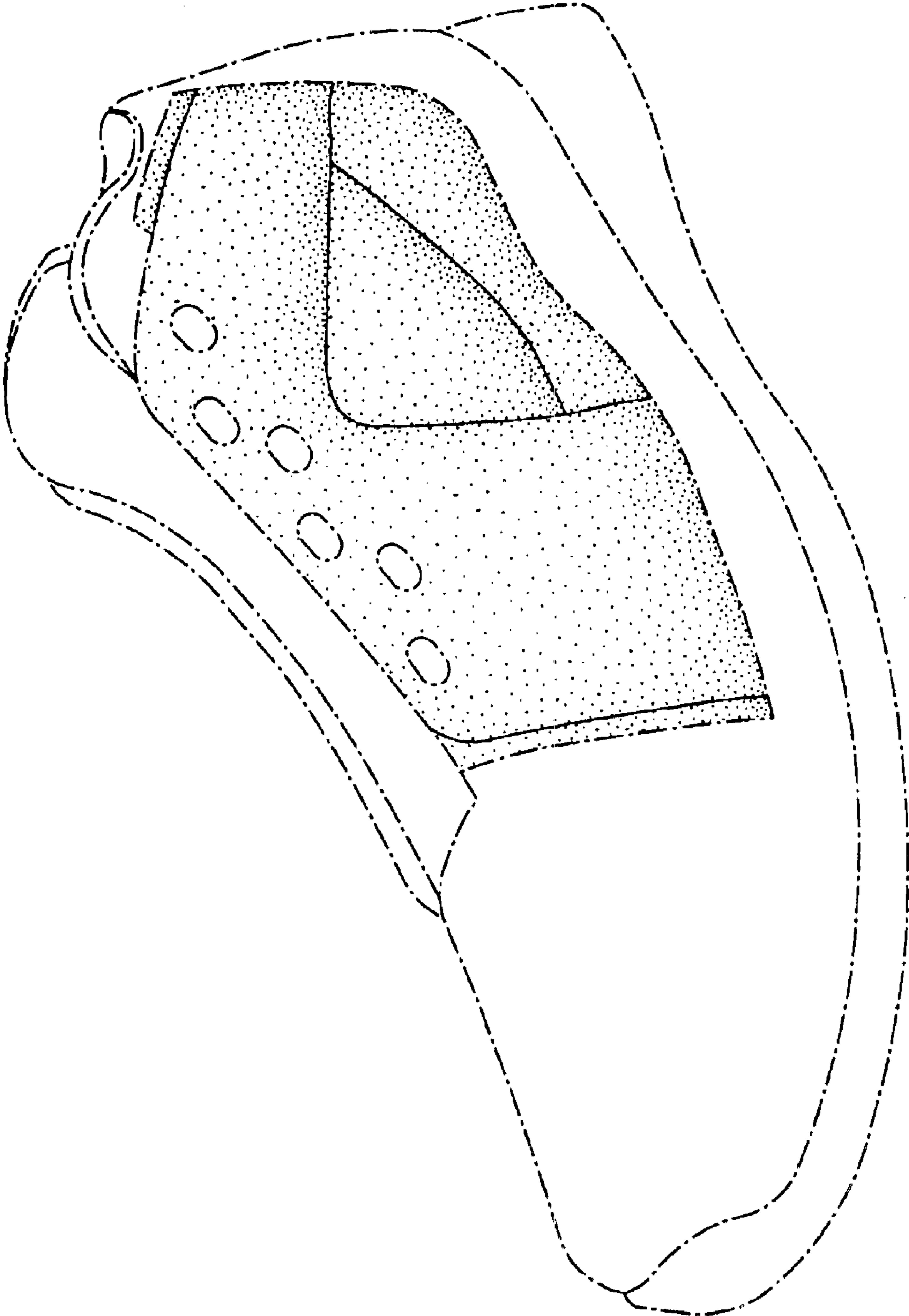
**DESCRIPTION**

FIG. 1 is a front perspective view of a portion of a shoe upper showing my new design;  
 FIG. 2 is a rear perspective view thereof;  
 FIG. 3 is a left side view thereof; and,  
 FIG. 4 is a top view thereof.

The uneven broken line immediately adjacent to the shaded area represents an unclaimed boundary of the design. The uneven broken line showing of the ovals and the remainder of the shoe form no part of the claimed design.

**1 Claim, 4 Drawing Sheets**





**FIG.1**

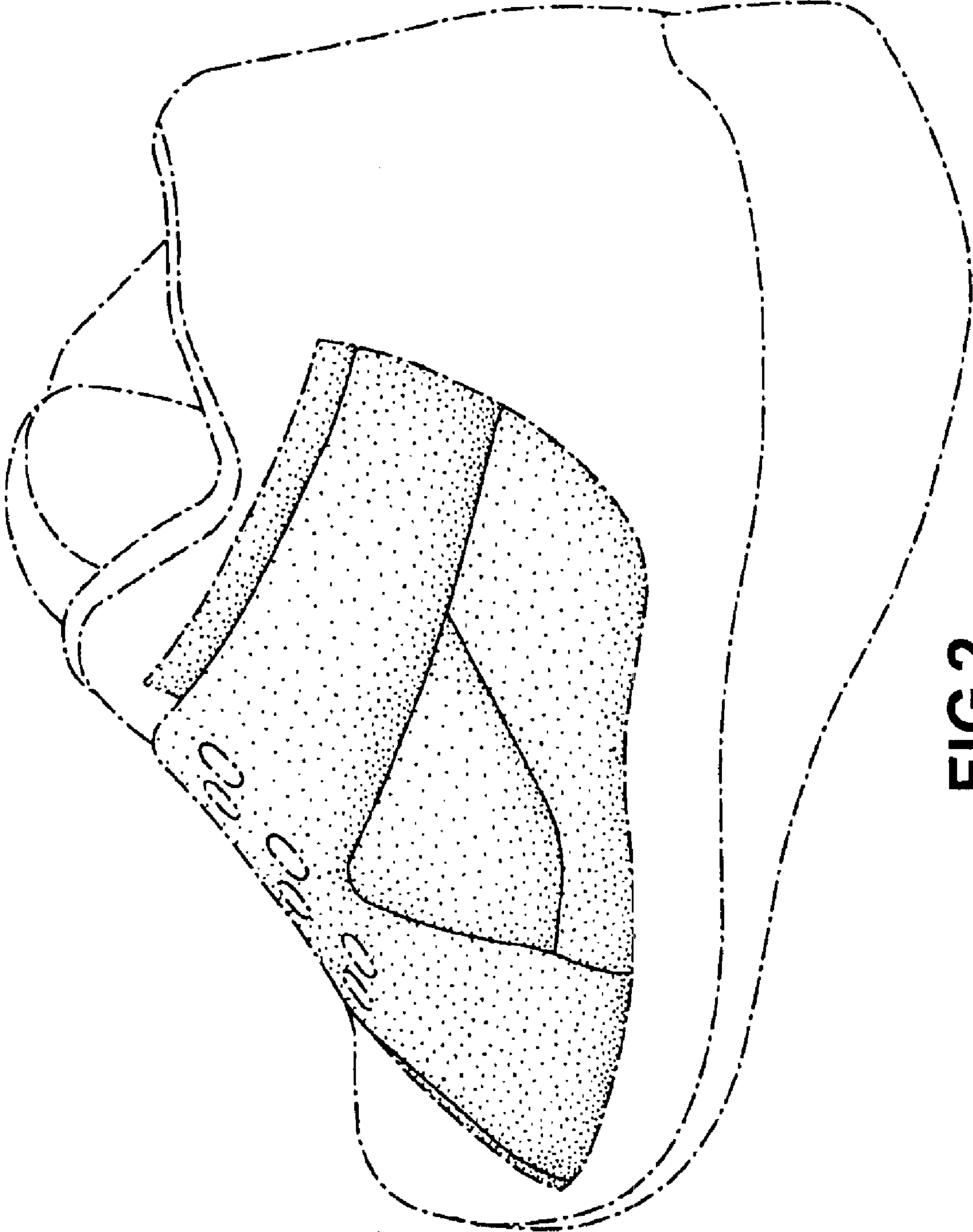
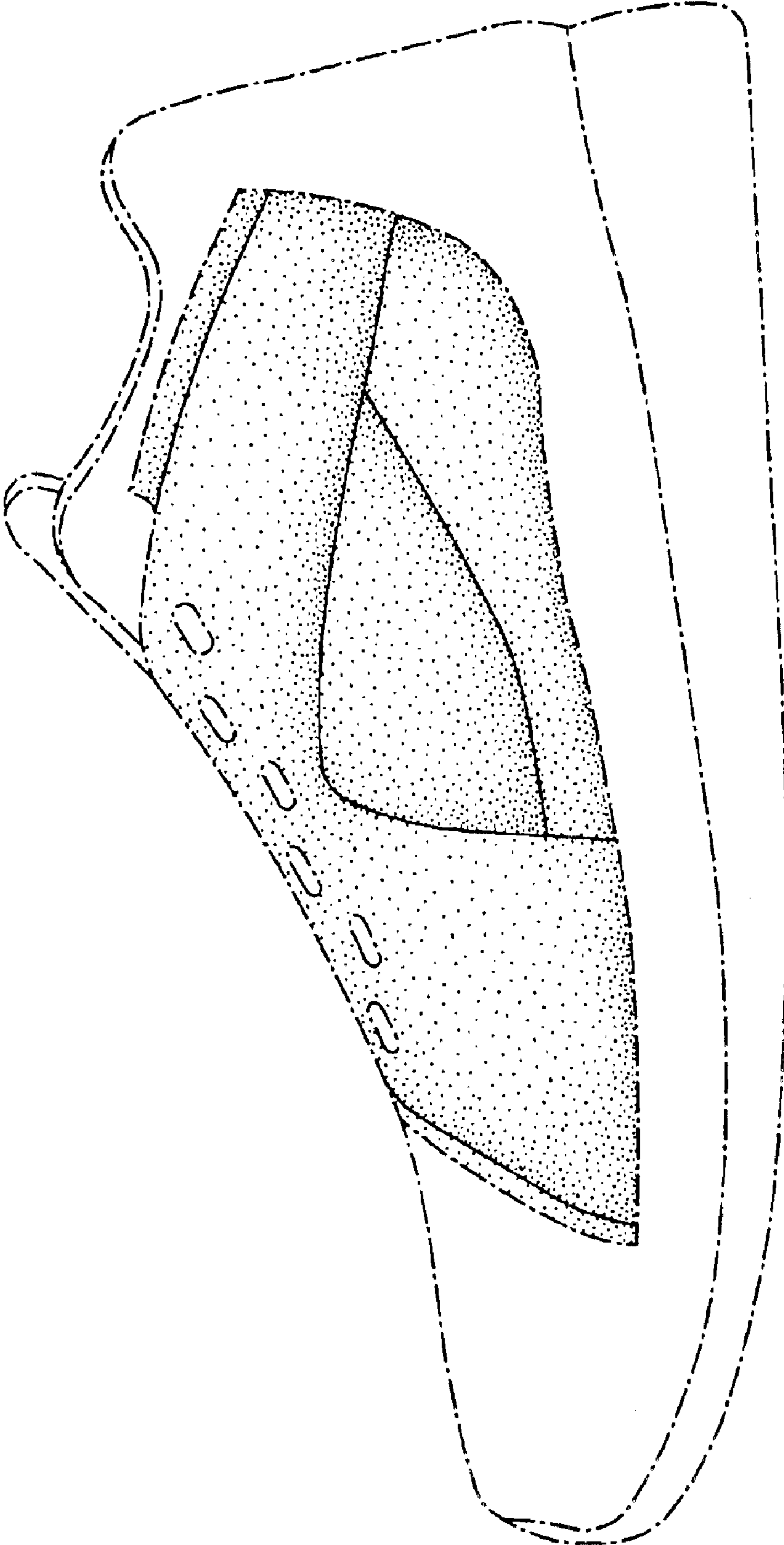


FIG.2



**FIG.3**

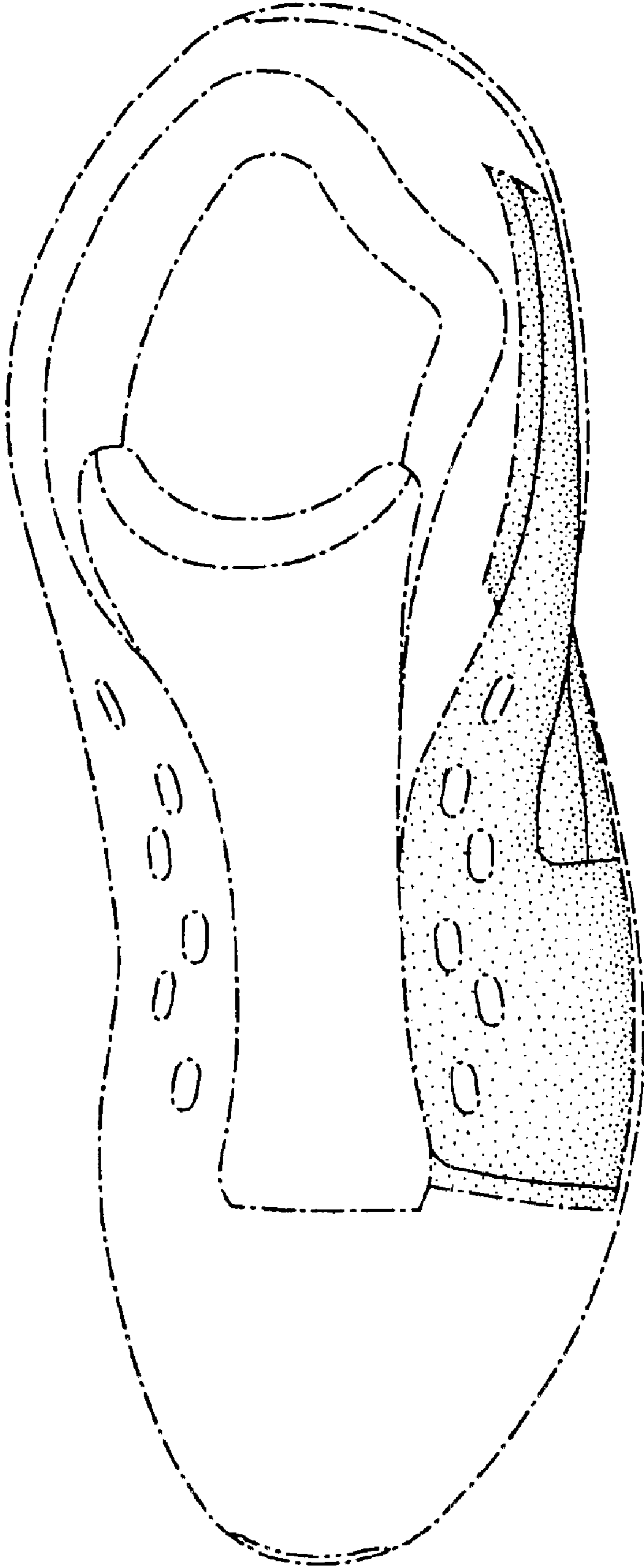


FIG.4