

US00D500580S

(12) **United States Design Patent**  
**Rothschild**

(10) **Patent No.:** **US D500,580 S**  
(45) **Date of Patent:** **\*\* Jan. 11, 2005**

(54) **NOVELTY HAT AND WIG**

(75) **Inventor:** **Margaret Rothschild, Sherman Oaks, CA (US)**

(73) **Assignee:** **RWL Millennium LLC, Sherman Oaks, CA (US)**

(\*\*) **Term:** **14 Years**

(21) **Appl. No.:** **29/186,536**

(22) **Filed:** **Jul. 17, 2003**

(51) **LOC (7) Cl.** ..... **02-03**

(52) **U.S. Cl.** ..... **D2/866; D2/869**

(58) **Field of Search** ..... **D2/818, 865-870, D2/875, 878, 881, 883, 879-882, 884, 885, 894, 895; 2/171, 171.1, 173.5, 181, 183, 195.1, 195.2, 195.3, 209.13, 209.3, 200.1, 202, 244; D4/124-126, 128; 132/53, 201; 273/DIG. 17; 300/21; 446/27**

5,806,535 A	9/1998	Becker	
5,903,926 A	* 5/1999	Fleming	..... 2/209.13
D411,577 S	6/1999	Walker et al.	
6,000,063 A	12/1999	Sullivan	
D422,777 S	* 4/2000	Scott	..... D2/869
6,115,843 A	9/2000	Travalgia	
D442,746 S	* 5/2001	Belcher	..... D2/865
6,256,796 B1	* 7/2001	Fleming	..... 2/209.13
D467,056 S	12/2002	Rothschild	
D467,406 S	12/2002	Rothschild	
D467,707 S	12/2002	Rothschild	
D468,373 S	1/2003	Rothschild	
D469,133 S	1/2003	Rothschild	

\* cited by examiner

*Primary Examiner*—Mimosa De

(74) *Attorney, Agent, or Firm*—Buchalter, Nemer, Fields & Younger

(57) **CLAIM**

The ornamental design of a novelty hat and wig, as shown and described.

(56) **References Cited**

**U.S. PATENT DOCUMENTS**

D60,107 S	* 12/1921	Quimby et al.	..... D4/126
D112,326 S	* 11/1938	Antenberg	..... D2/895
3,295,536 A	1/1967	Shaw et al.	
3,474,798 A	10/1969	Tillotson	
3,782,396 A	1/1974	Tomlinson	
4,268,918 A	5/1981	Lee	
D302,484 S	8/1989	Egan	
5,119,513 A	6/1992	McKay	
D357,569 S	4/1995	Jacobellis	
D369,014 S	4/1996	Lucas	
D378,948 S	4/1997	Ragus	

**DESCRIPTION**

FIG. 1 is a perspective view of my novelty hat and wig of the present invention, the broken lines showing of the letters and human figure are for illustrative purposes only and form no part of the claimed design;


FIG. 2 is a front view thereof;

FIG. 3 is a right side view thereof, the left side view being a mirror image;

FIG. 4 is a top view thereof; and,

FIG. 5 is a bottom view thereof.

**1 Claim, 3 Drawing Sheets**






FIG. 1

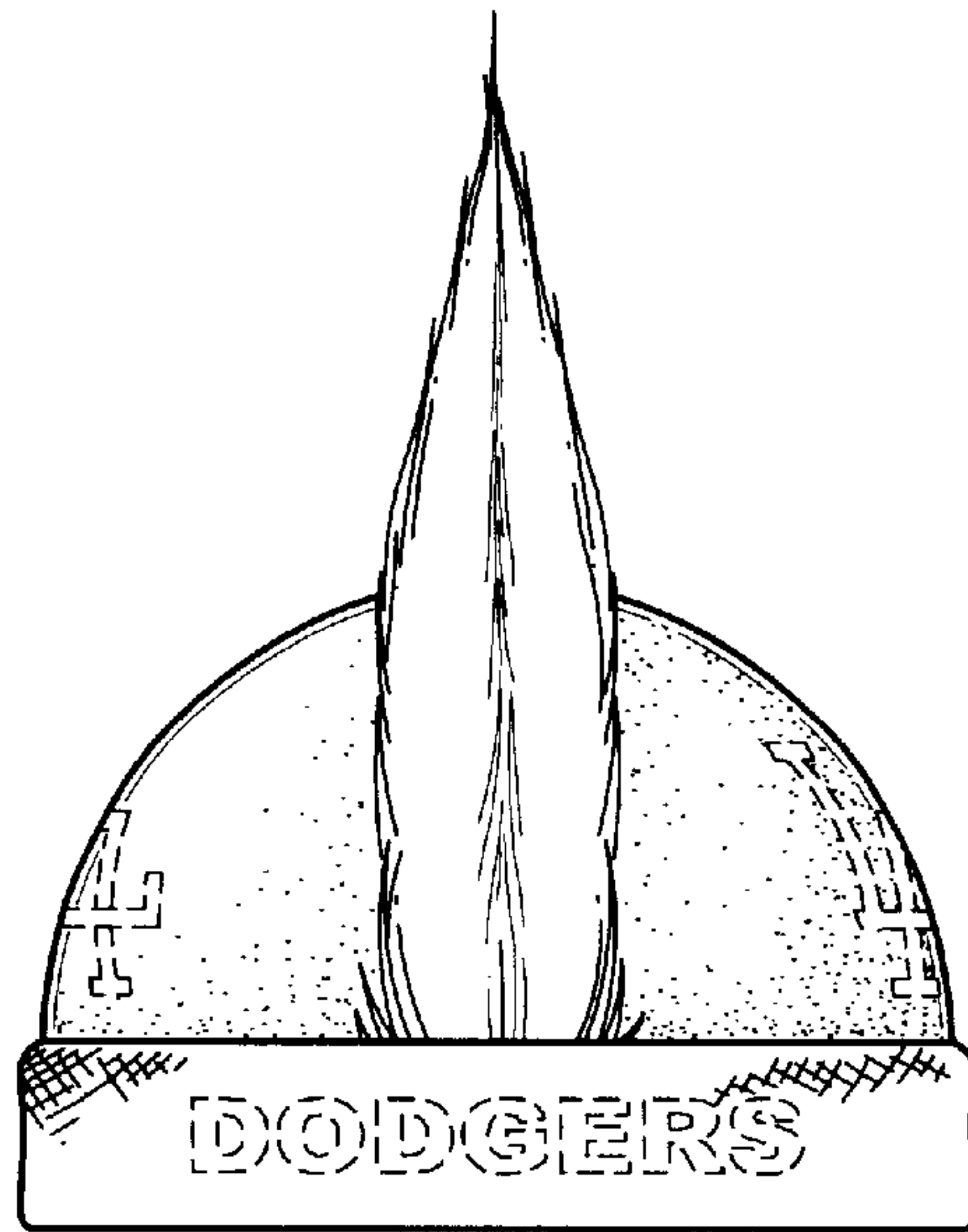


FIG. 2

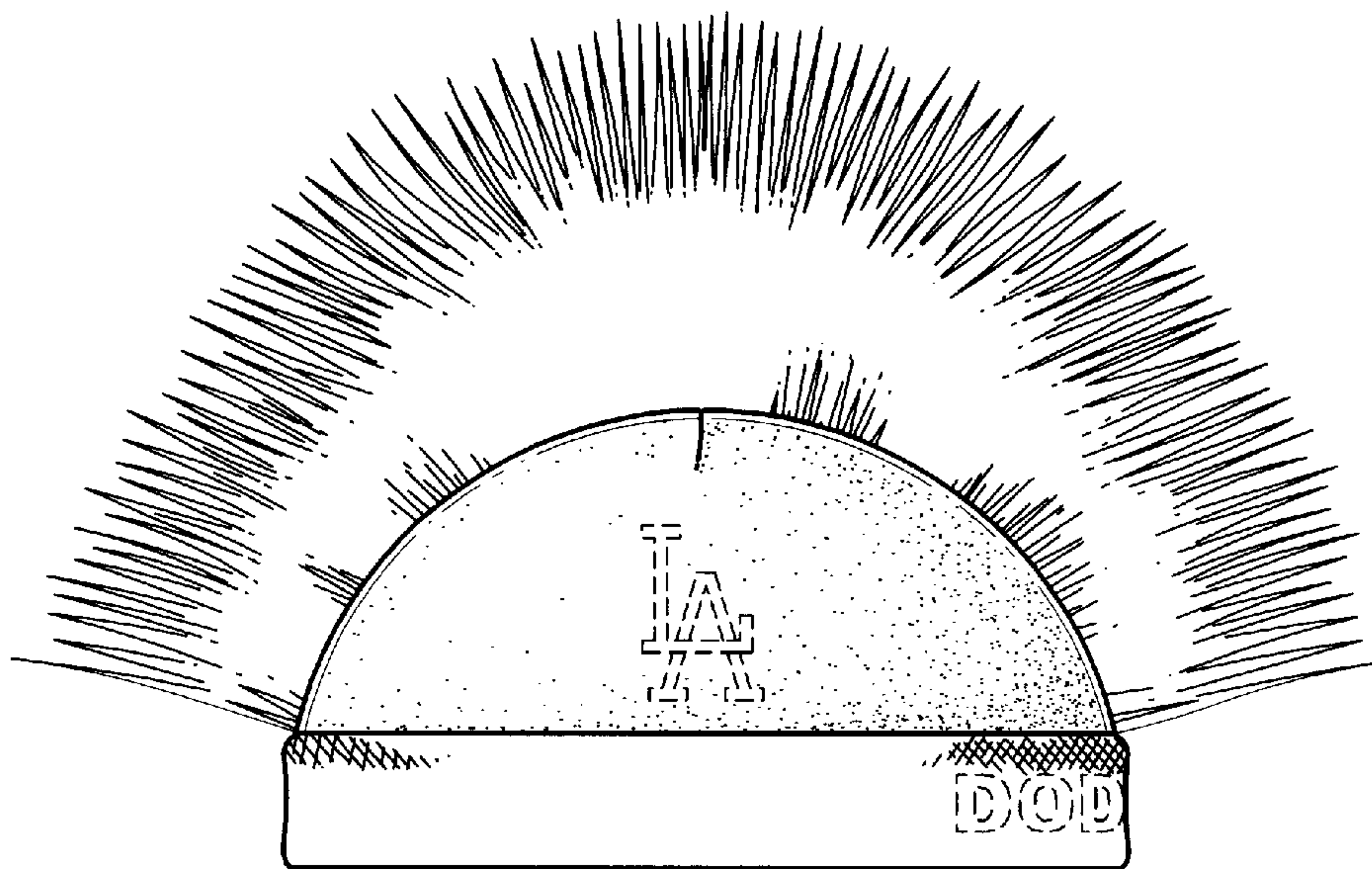


FIG. 3



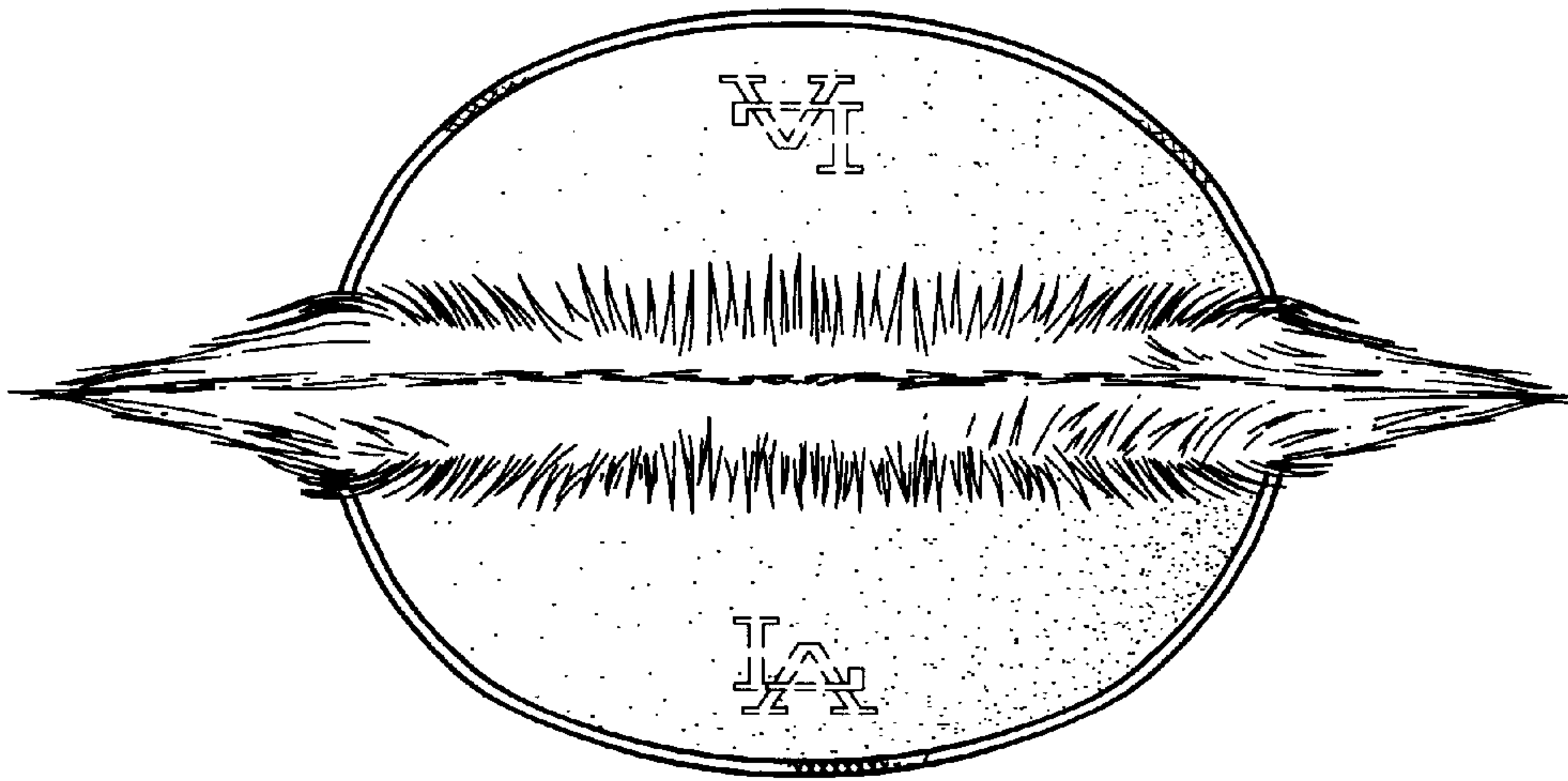


FIG. 4

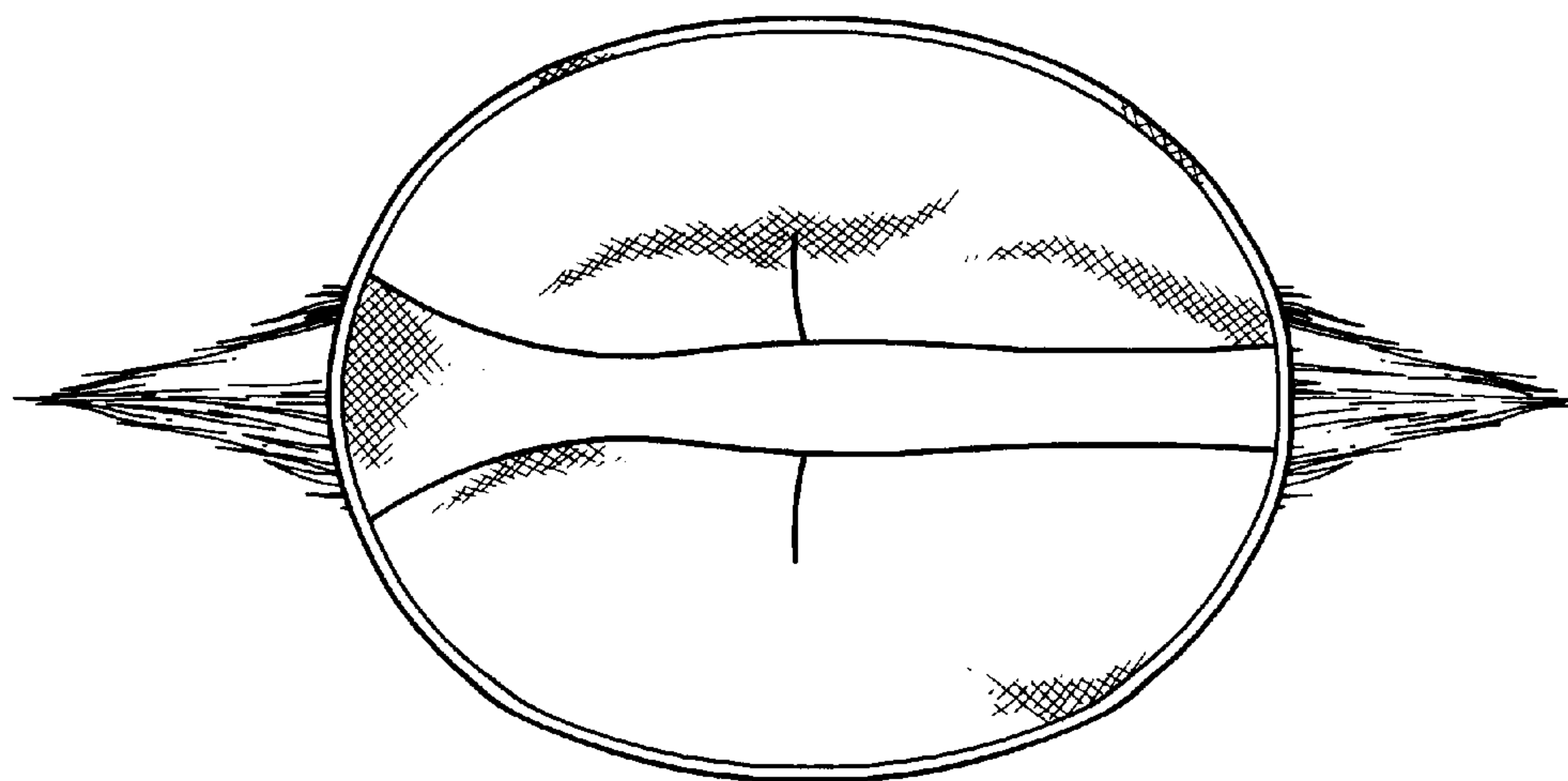


FIG. 5