

US00D500577S

(12) **United States Design Patent**
Hare

(10) **Patent No.:** **US D500,577 S**

(45) **Date of Patent:** **** Jan. 11, 2005**

(54) **FOOD BLEND PRODUCT**

(75) Inventor: **Paula Hare**, Mequon, WI (US)

(73) Assignee: **Sargento Foods, Inc.**, Plymouth, WI (US)

(**) Term: **14 Years**

(21) Appl. No.: **29/178,814**

(22) Filed: **Mar. 31, 2003**

(51) **LOC (7) Cl.** **01-01**

(52) **U.S. Cl.** **D1/199; D1/125; 426/104; D21/386**

(58) **Field of Search** D1/199, 125-127, D1/106; 426/104, 513, 92, 558-560; D21/385-389, 484; 446/85; 273/288; D11/131

(56) **References Cited**

U.S. PATENT DOCUMENTS

450,378 A *	4/1891	Robinson	451/461
D174,778 S *	5/1955	Smith	D6/601
3,589,914 A *	6/1971	Cooper et al.	426/104
4,192,899 A *	3/1980	Roth	426/513
D296,377 S *	6/1988	Skiver et al.	D1/199
5,447,584 A *	9/1995	Shakespeare et al.	156/63
5,458,433 A *	10/1995	Stastny	403/408.1
D393,345 S *	4/1998	Clegg et al.	D2/869
D402,227 S *	12/1998	Granger et al.	D11/131
D409,356 S *	5/1999	Vodhanel, Jr.	D1/199

* cited by examiner

Primary Examiner—Pamela Burgess

(74) *Attorney, Agent, or Firm*—Reinhart Boerner Van Deuren s.c.

(57) **CLAIM**

The ornamental design for a food blend product, as shown and described.

DESCRIPTION

FIG. 1 is a perspective view of a food blend product showing my new design;

FIG. 2 is a perspective view of the first of two pieces comprising the food blend product, shown separately for clarity of disclosure;

FIG. 3 is a right side elevational view thereof, the left side being a mirror image;

FIG. 4 is a top plan view thereof, the bottom being a mirror image;

FIG. 5 is a front elevational view thereof, the rear being a mirror image;


FIG. 6 is a perspective view of the second of two pieces comprising the food blend product, shown separately for clarity of disclosure;

FIG. 7 is a right side elevational view thereof, the left side being a mirror image;

FIG. 8 is a top plan view thereof, the bottom plan being a mirror image; and,

FIG. 9 is a front elevational view thereof, the rear being a mirror image.

1 Claim, 2 Drawing Sheets






FIG. 1

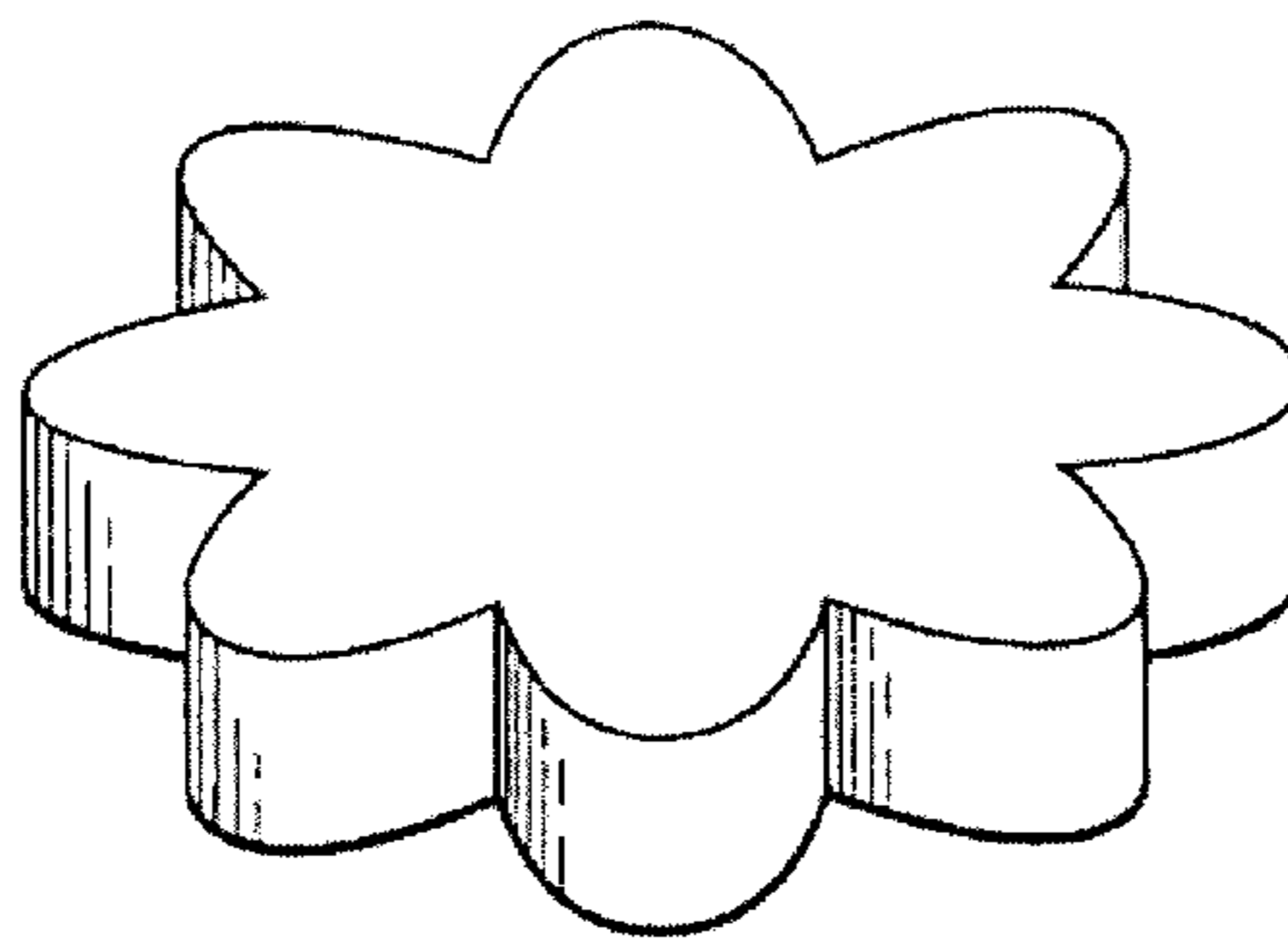


FIG. 2



FIG. 3




FIG. 4



FIG. 5

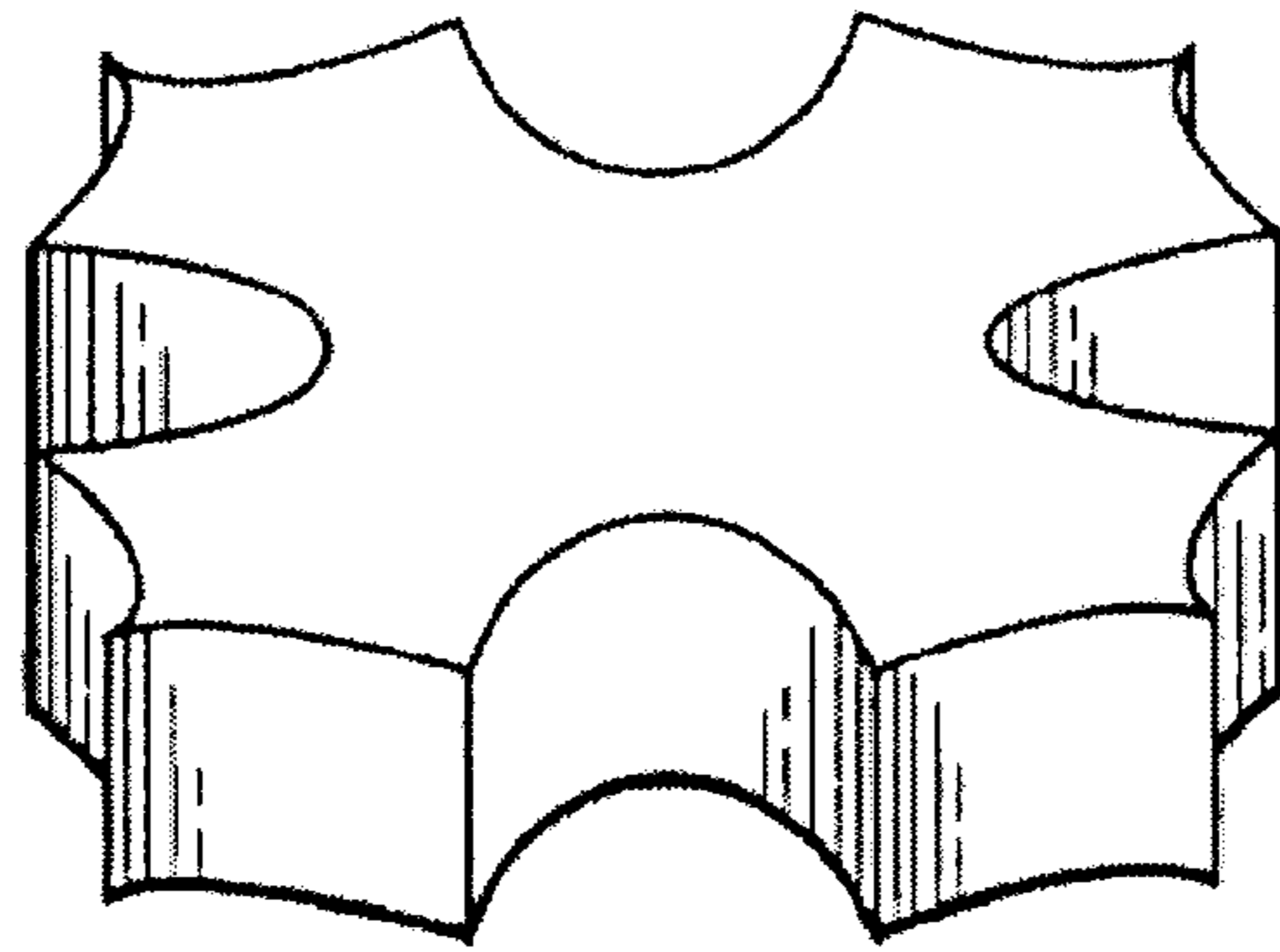


FIG. 6



FIG. 7




FIG. 8



FIG. 9