

US00D500552S

(12) **United States Design Patent**
Peterson et al.

(10) **Patent No.: US D500,552 S**
(45) **Date of Patent: ** Jan. 4, 2005**

(54) **BOLSTER**

(75) Inventors: **Kristy Peterson**, Salt Lake City, UT (US); **Donald J. McMichael**, South Jordan, UT (US)

(73) Assignee: **Kimberly-Clark Worldwide, Inc.**, Neenah, WI (US)

(**) Term: **14 Years**

(21) Appl. No.: **29/187,714**

(22) Filed: **Aug. 6, 2003**

(51) **LOC (7) Cl.** **24-02**

(52) **U.S. Cl.** **D24/130**

(58) **Field of Search** D24/130, 112, D24/108, 107, 128; 604/174, 103.03, 910, 180, 533, 284; 128/DIG. 26

(56) **References Cited**

U.S. PATENT DOCUMENTS

4,579,120	A	*	4/1986	MacGregor	128/DIG. 26
4,666,433	A		5/1987	Parks		
4,685,901	A		8/1987	Parks		
4,701,163	A		10/1987	Parks		
4,798,592	A		1/1989	Parks		
5,073,166	A		12/1991	Parks et al.		
5,234,417	A		8/1993	Parks et al.		
5,250,040	A		10/1993	Parks et al.		
5,356,391	A		10/1994	Stewart		
5,399,173	A		3/1995	Parks et al.		
5,458,583	A		10/1995	McNeely et al.		
5,833,666	A	*	11/1998	Davis et al.	604/180

2003/0109830	A1	*	6/2003	Picha et al.	604/174
2003/0139703	A1	*	7/2003	Burkett et al.	604/284

FOREIGN PATENT DOCUMENTS

EP	0182539	A1	5/1986
EP	0683684	B1	8/2001
EP	0740556	B1	10/2002
WO	WO 91/09643		7/1991
WO	WO 93/08855		5/1993

OTHER PUBLICATIONS

Abstract for JP 09-500796 T2, Jan. 28, 1997.
Abstract for JP 2000-503552 T2, Mar. 28, 2000.

* cited by examiner

Primary Examiner—Ian Simmons

(74) *Attorney, Agent, or Firm*—William W. Letson

(57) **CLAIM**

The ornamental design for a bolster, as shown and described.

DESCRIPTION

FIG. 1 is an perspective view of a bolster;
FIG. 2 is a top view;
FIG. 3 is a side view showing one alignment of the feet of the bolster;
FIG. 4 is an alternate side view showing an alternate alignment of the feet of the bolster; and,
FIG. 5 is a bottom view.
The broken line showing in FIGS. 1, 2 and 5 is for illustrative purposes only and forms no part of the claimed design.

1 Claim, 1 Drawing Sheet

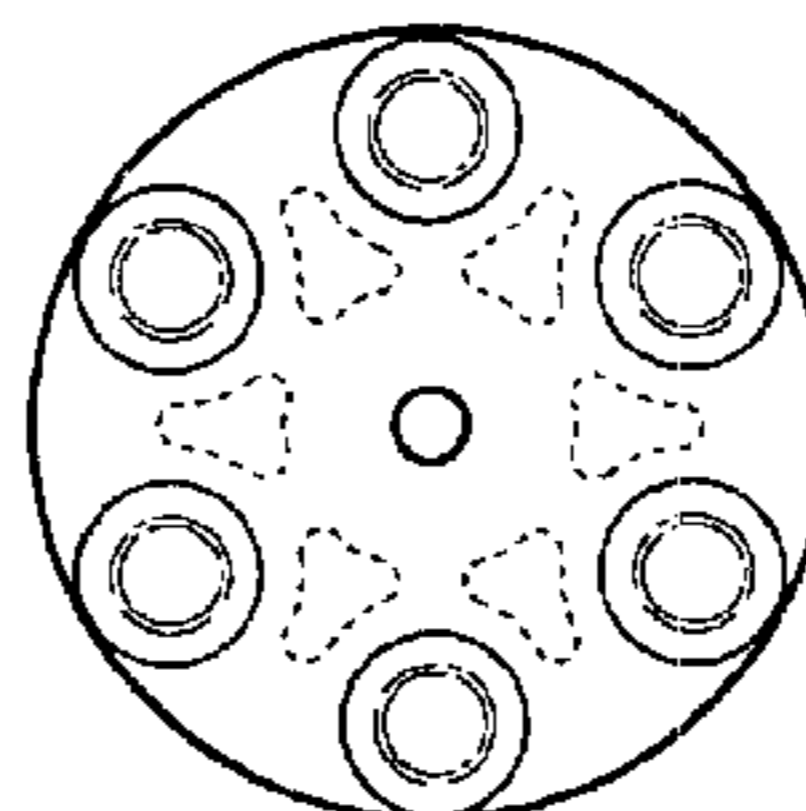
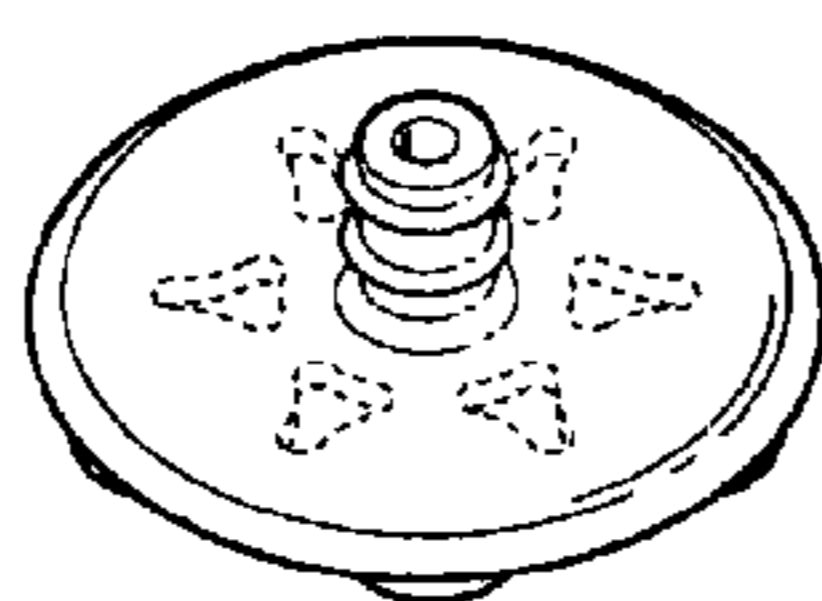


FIG. 1

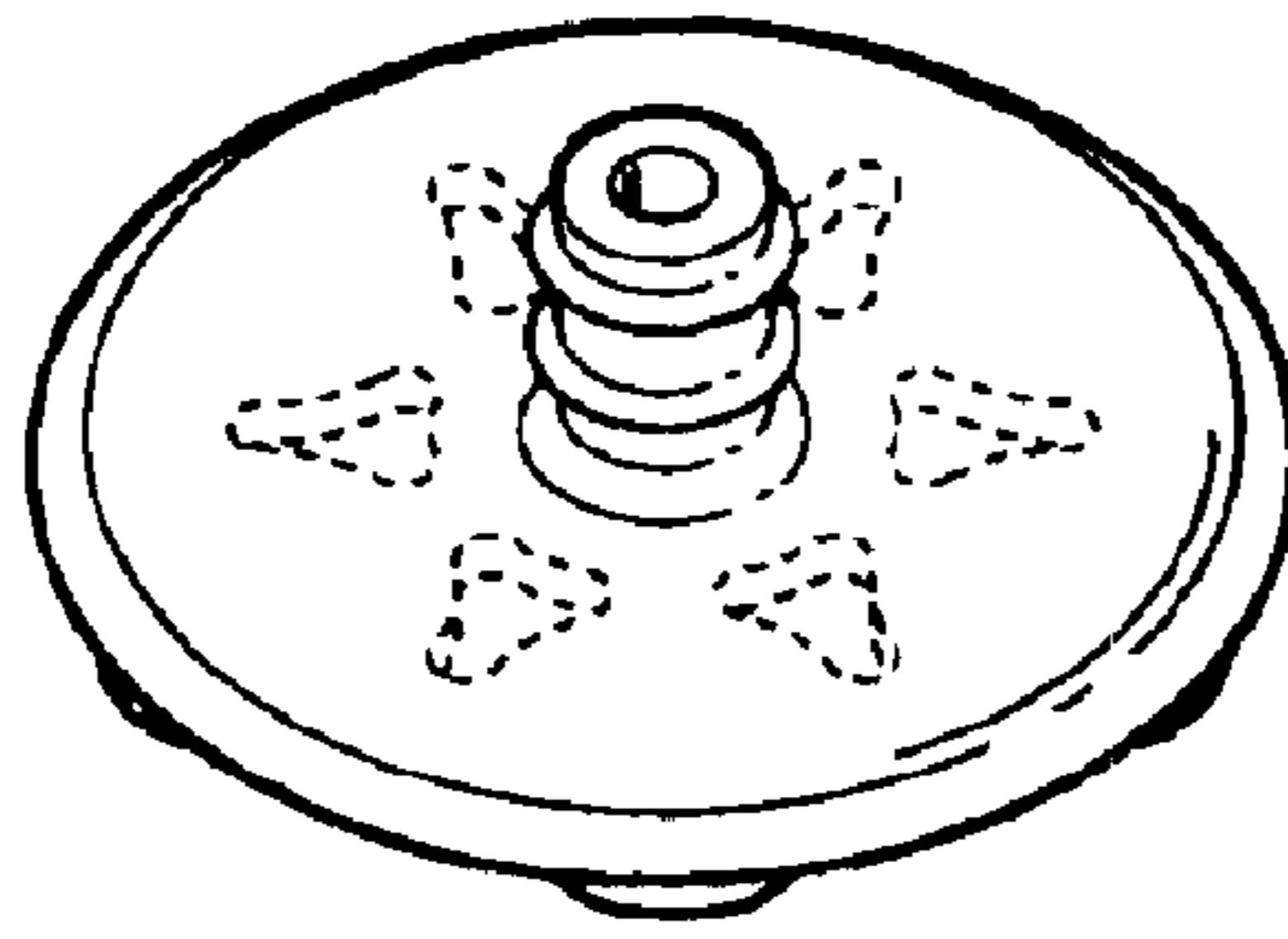


FIG. 2

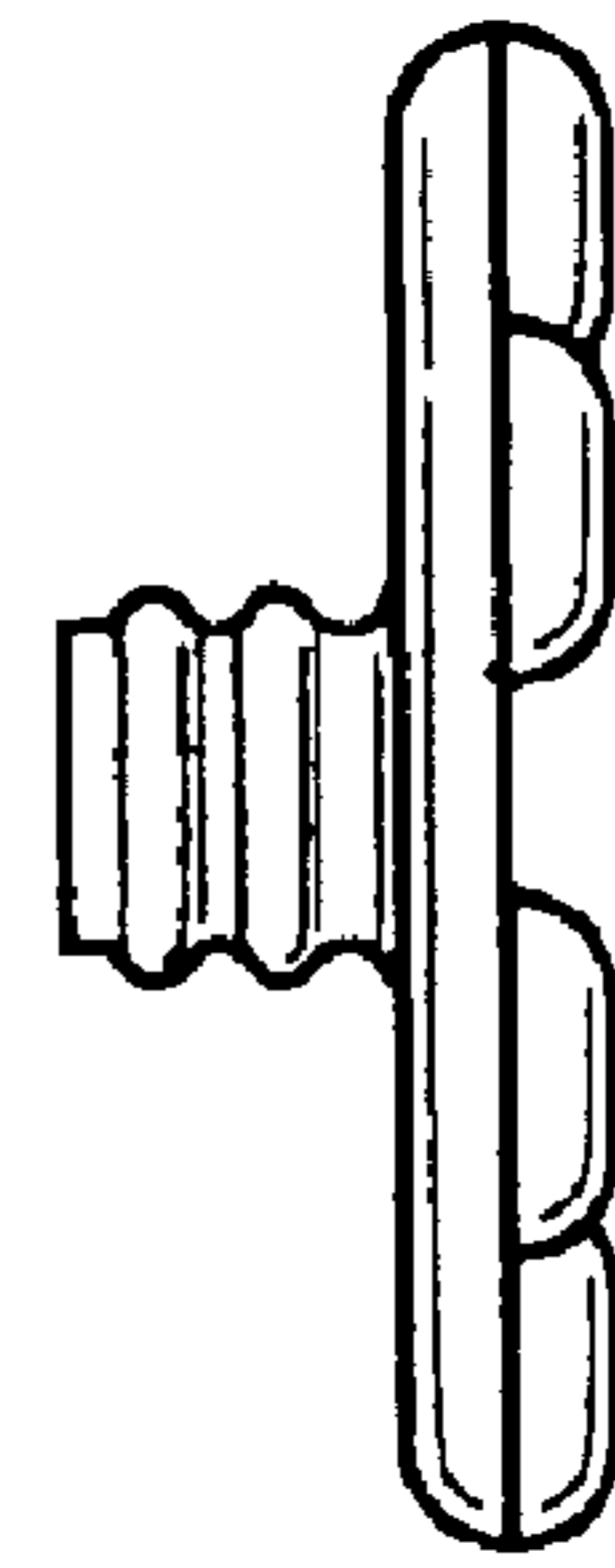
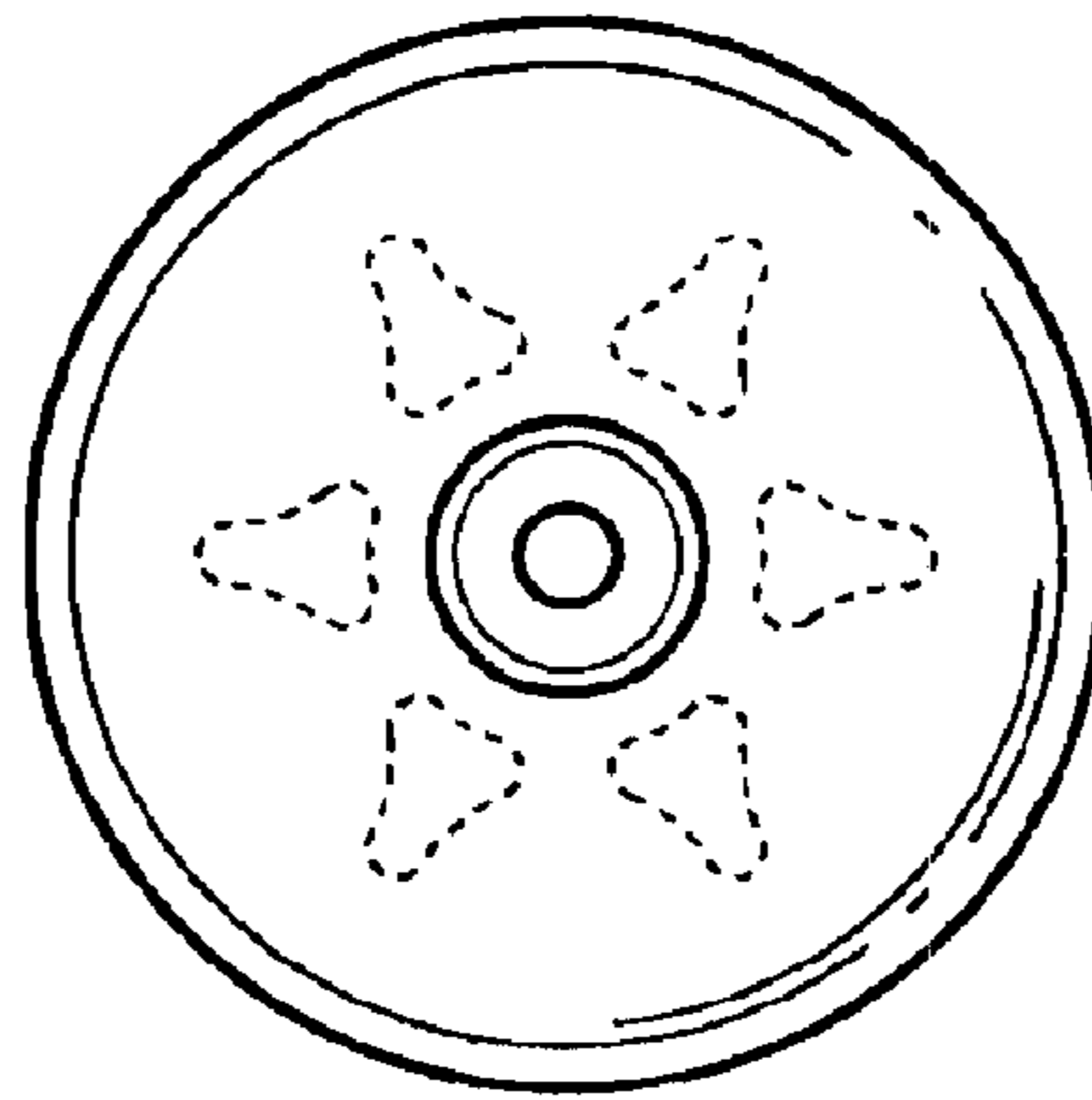


FIG. 4

FIG. 3

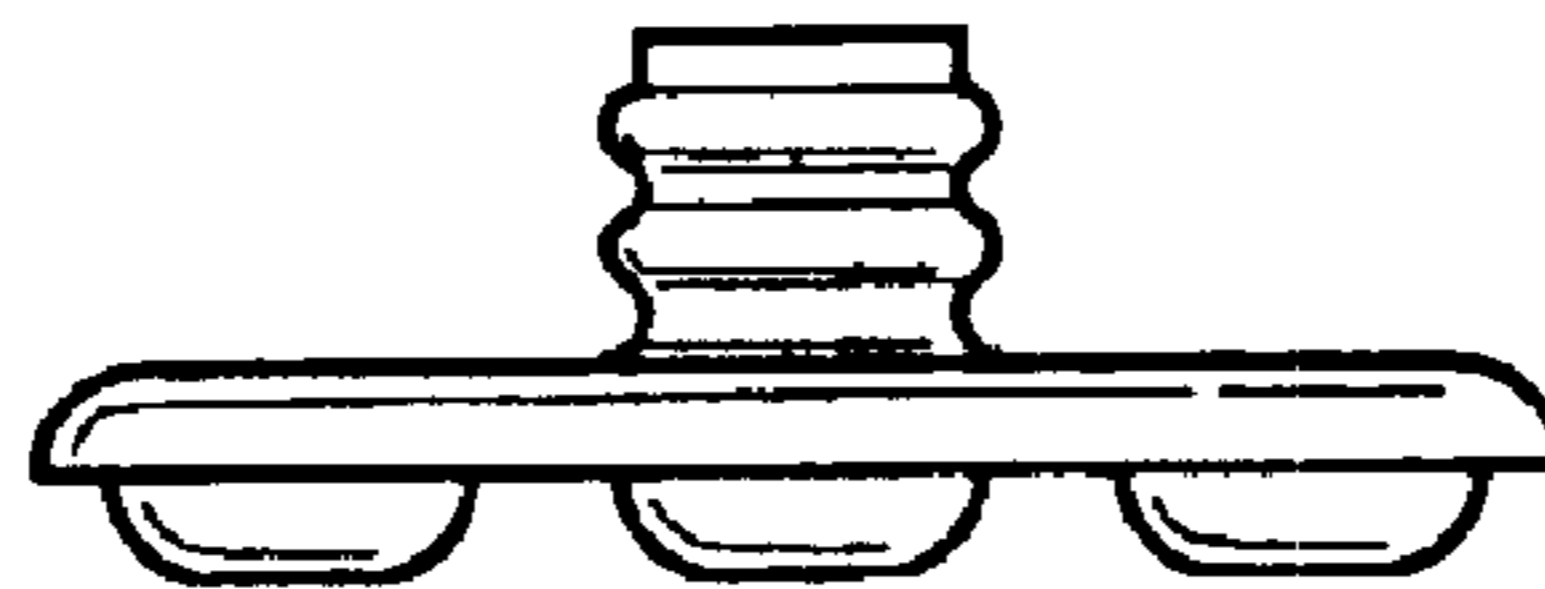


FIG. 5

