

US00D500534S

(12) **United States Design Patent**  
**Thompson**

(10) **Patent No.: US D500,534 S**  
(45) **Date of Patent: \*\* Jan. 4, 2005**

(54) **COMBINED FOOTBALL STACKING  
PUZZLE AND PIECES**

(76) Inventor: **Raymond B. Thompson, 2756  
Marshall St., Falls Church, VA (US)  
22042**

(\*\*) Term: **14 Years**

(21) Appl. No.: **29/178,414**

(22) Filed: **Mar. 27, 2003**

**Related U.S. Application Data**

(63) Continuation-in-part of application No. 29/175,365, filed on Feb. 5, 2003.

(51) **LOC (7) Cl. .... 21-01**

(52) **U.S. Cl. .... D21/478**

(58) **Field of Search** ..... D21/300, 301,  
D21/314-319, 471, 478, 479, 386, 707-714;  
D9/337, 338, 341, 307, 418, 441, 451;  
D11/131, 157; D19/42, 97; D7/651, 654;  
D3/211; 273/153 R, 156, 157 R, 153 P,  
146, 241, 258-260, 264, 271, 276, 288,  
290; 206/579, 315.1, 315.9, 775, 776, 781,  
557, 564

(56) **References Cited**

**U.S. PATENT DOCUMENTS**

- 2,151,030 A \* 3/1939 Hinsin ..... 273/146 X
- 3,624,939 A \* 12/1971 Gossard ..... D9/307 X
- 3,837,652 A 9/1974 Kuwagaki et al.
- 3,945,645 A 3/1976 Roberts
- 4,057,247 A 11/1977 Morrison
- 4,060,247 A 11/1977 Kobres, Jr.
- 4,325,552 A 4/1982 Glasheen
- 4,988,103 A 1/1991 Cheng
- 5,381,895 A \* 1/1995 Thomsen ..... 206/315.9

(List continued on next page.)

**OTHER PUBLICATIONS**

Tetra Toys Export Catalogue, 23: 20 Ball Adult Puzzle.\*  
Hong Kong Toys Feb. 1995, p. 318: balls inside basket and  
golf type ball at top of page; smooth tennis type ball under  
lower bat.\*

(List continued on next page.)

*Primary Examiner*—Stella Reid

*Assistant Examiner*—C. Tuttle

(74) *Attorney, Agent, or Firm*—Cahn & Samuels, LLP

(57) **CLAIM**

The ornamental design for a combined football stacking  
puzzle and pieces, as shown and described.

**DESCRIPTION**

FIG. 1 is a perspective view of my new design for a  
combined football stacking puzzle and pieces in its  
assembled state;

FIG. 2 is a perspective photographic view shown without the  
cover for a clear disclosure of the stacked puzzle pieces;

FIG. 3 is a top view of FIG. 1.

FIG. 4 is a bottom view with the base removed to show the  
undersides of the assembled puzzle pieces;

FIG. 5 is a perspective view showing the base and piece  
elements of the design in a partially assembled state;

FIG. 6 is a top perspective view of the base portion of the  
design;

FIG. 7 is a bottom view of cover portion of the design;

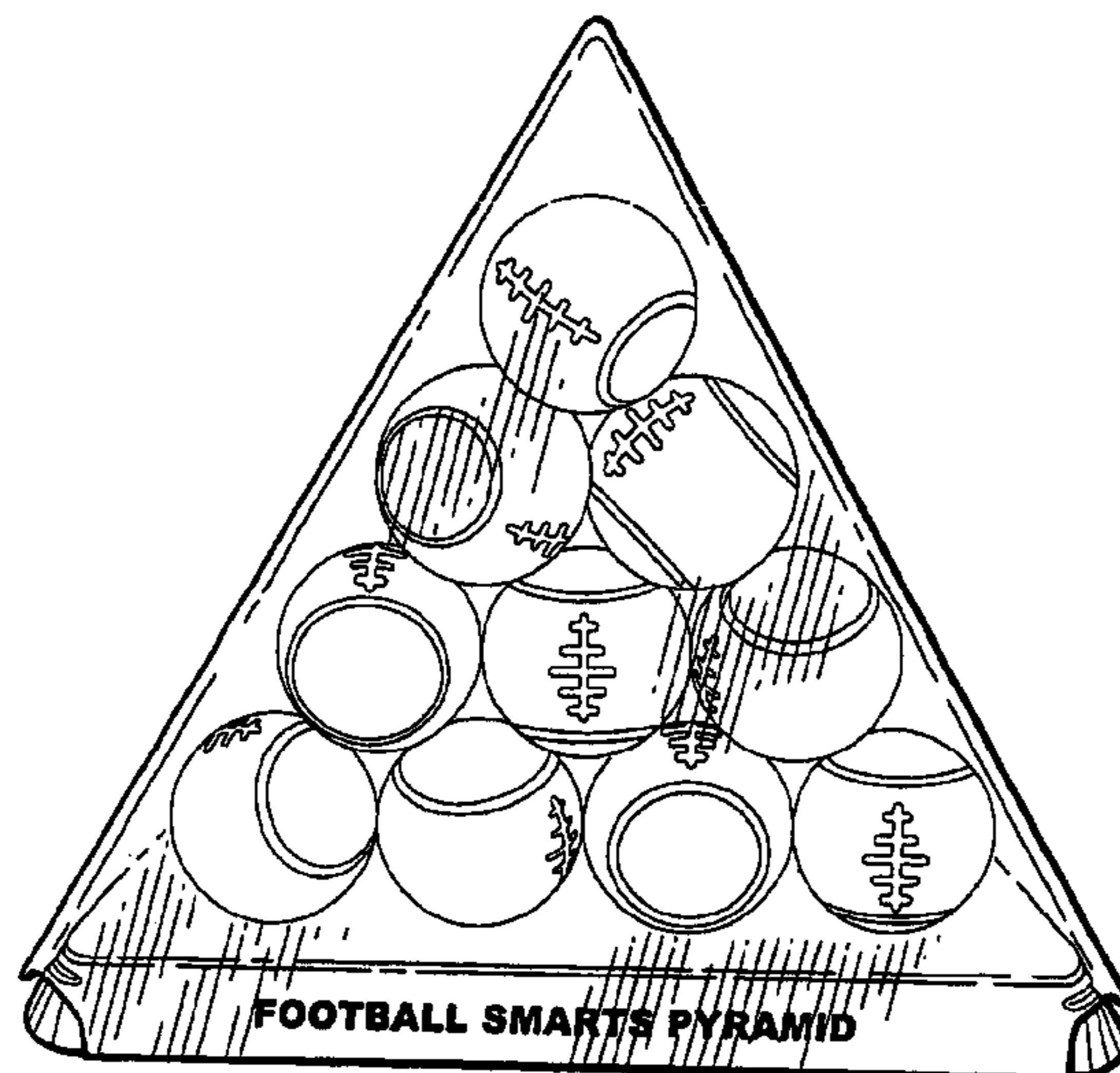
FIG. 8 is a bottom and side perspective view of the cover  
portion of the design;

FIG. 9 is a perspective view showing the puzzle piece  
elements of the design in an unassembled state;

FIG. 10 is a top view showing of one of the puzzle piece  
elements separately for clarity of disclosure; and,

FIG. 11 is a top view showing a pair of the puzzle piece  
elements in a stacked relationship.

**1 Claim, 4 Drawing Sheets**



U.S. PATENT DOCUMENTS

D357,500 S \* 4/1995 Mutterperl ..... D21/713 X  
D357,541 S \* 4/1995 Neidell ..... D24/197  
D373,528 S \* 9/1996 Ser Tuen Wei ..... D9/418 X  
5,558,331 A 9/1996 Zlotsky  
5,695,312 A \* 12/1997 Kelly ..... 206/315.9 X  
5,882,173 A \* 3/1999 Ziegler ..... 206/315.9  
6,461,164 B1 \* 10/2002 Ramelli ..... 434/263

OTHER PUBLICATIONS


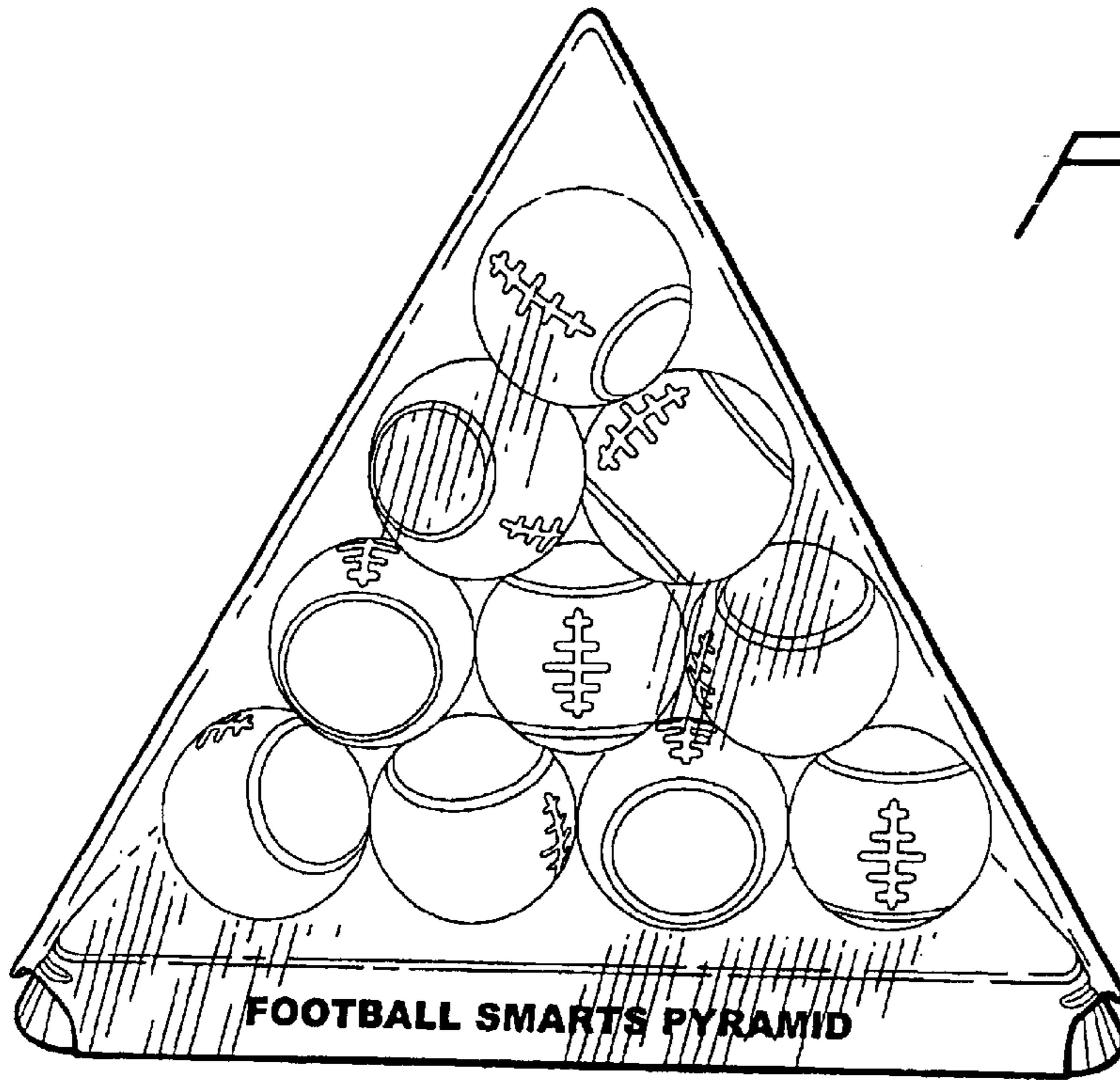
Hong Kong Toys Feb. 1996, p. 307: top row: items AT041, AT0448; third row: items AT468, fourth row: item AT469; fifth row: item AT043; sixth row: items AT0455; and bottom row: item AL0031.\*

Hong Kong Toys, Jan. 1998: 1) p. 1005: top row center: football type balls; 2) p. 1649: baseball type balls at top and center of framed area, basketball type ball on upper right of framed area; and tennis type balls toward center of framed area; 3) pa.\*

Austad's Golf Catalog, (undated): 1) logo balls inside cabinet shown in advertisement on back of order form: 2) p. 40: center golf ball with football motif at bottom of page.\*

"Use Your Head Unlimited, Inc.: Games" web page printed from [www.useyourheadunlimited.com/ssprmd.html](http://www.useyourheadunlimited.com/ssprmd.html) circa 2001.

\* cited by examiner



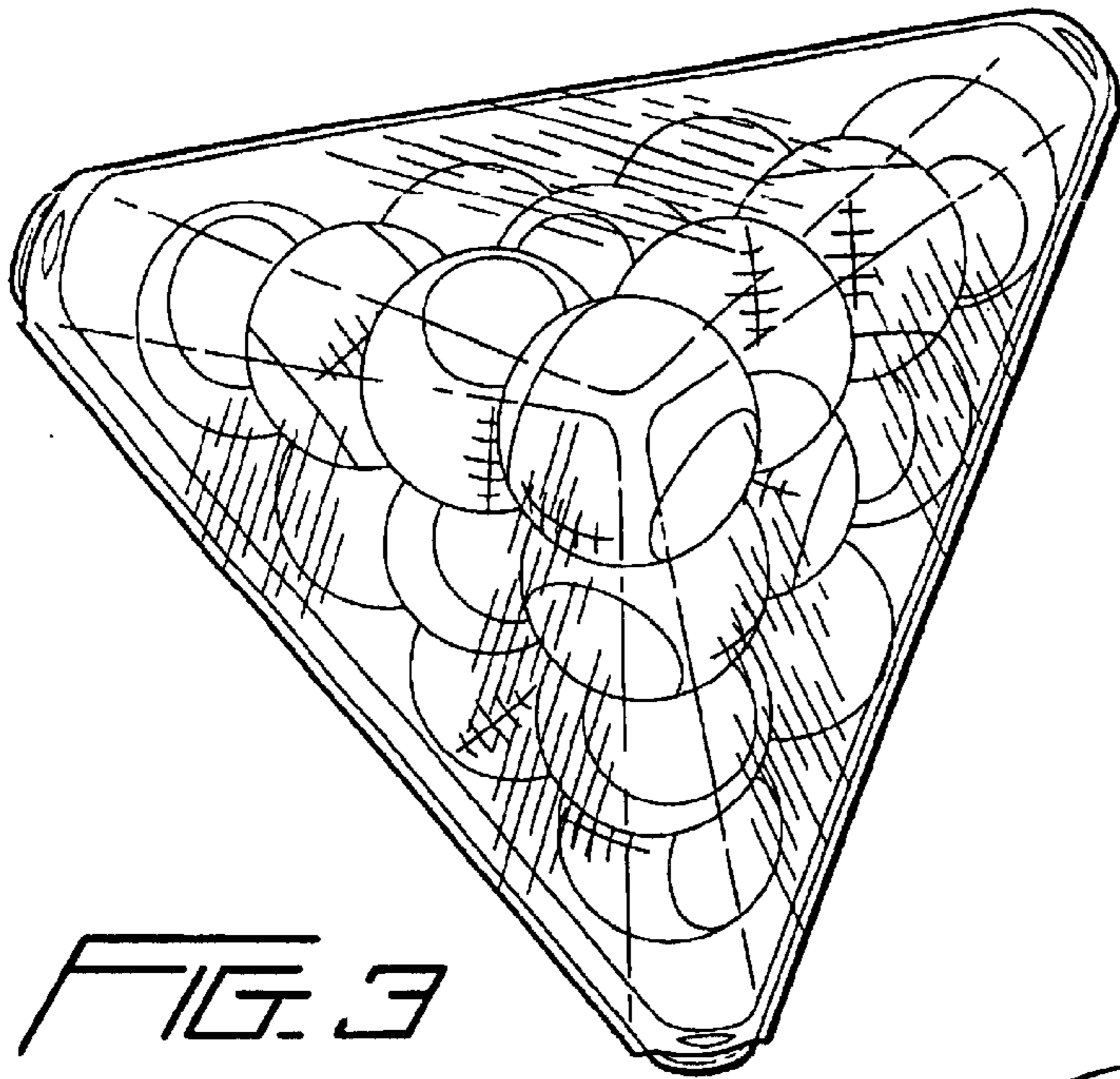


FIG. 3

FIG. 11





FIG. 4




FIG. 5

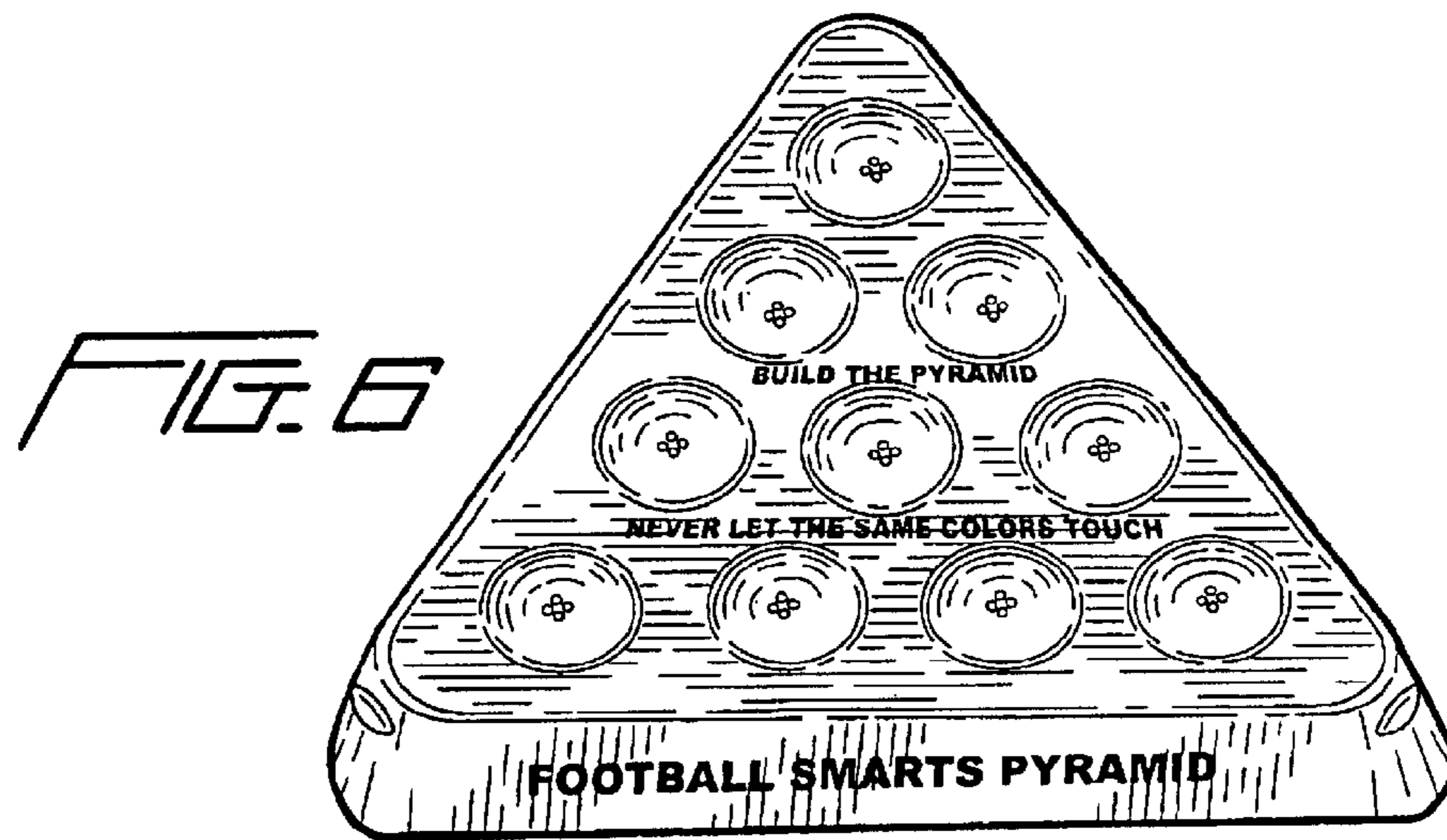


FIG. 6

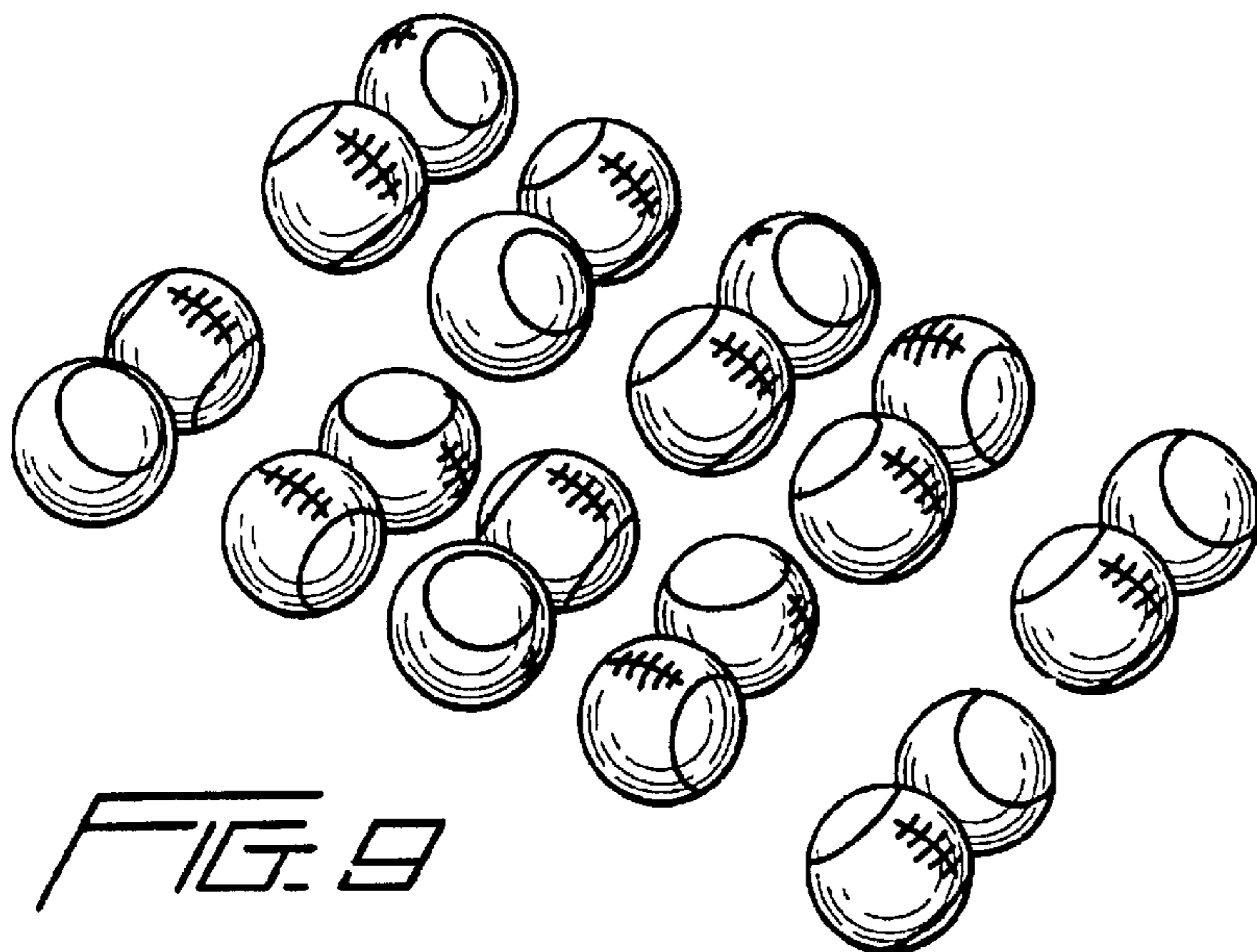


FIG. 7

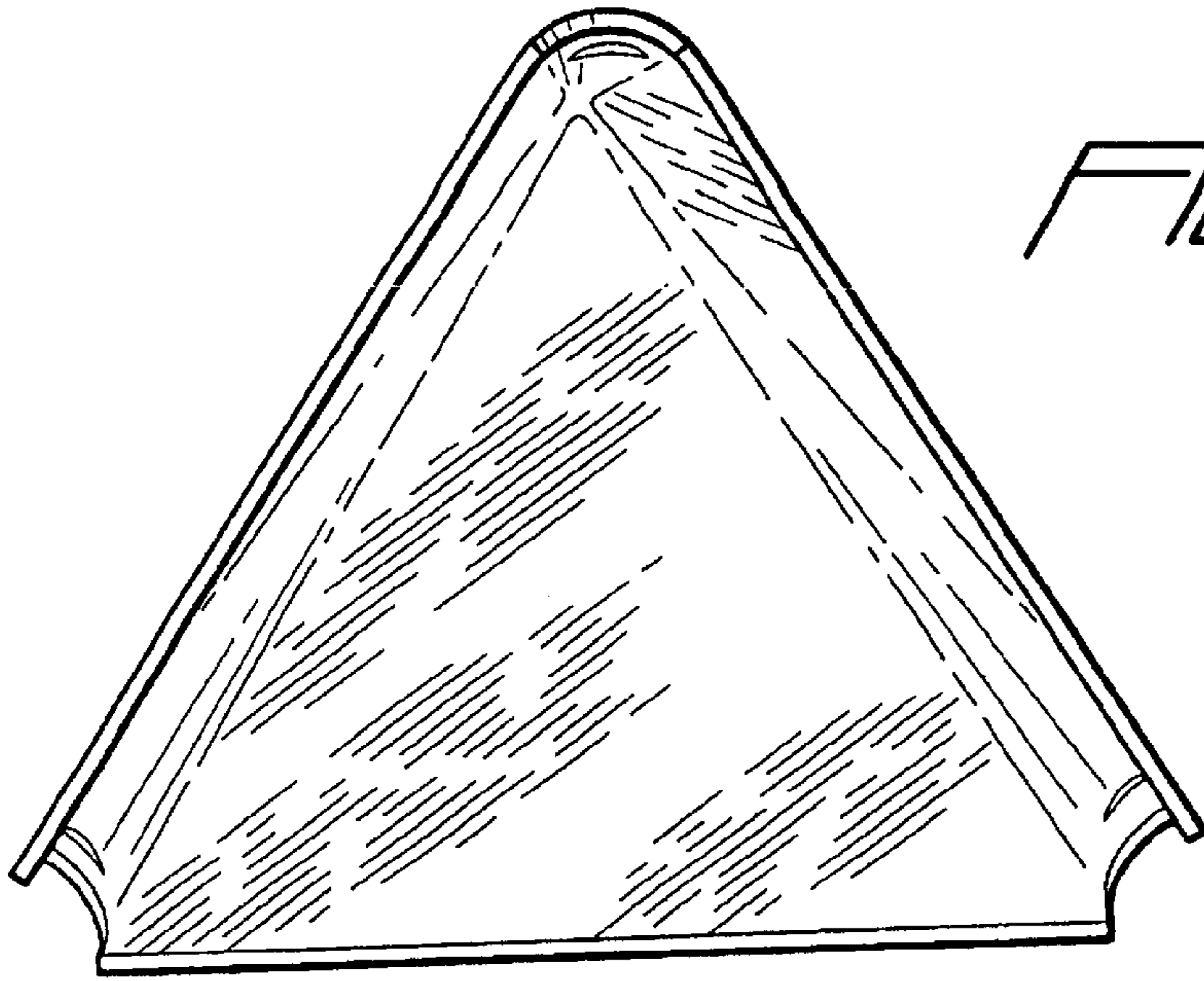


FIG. 7

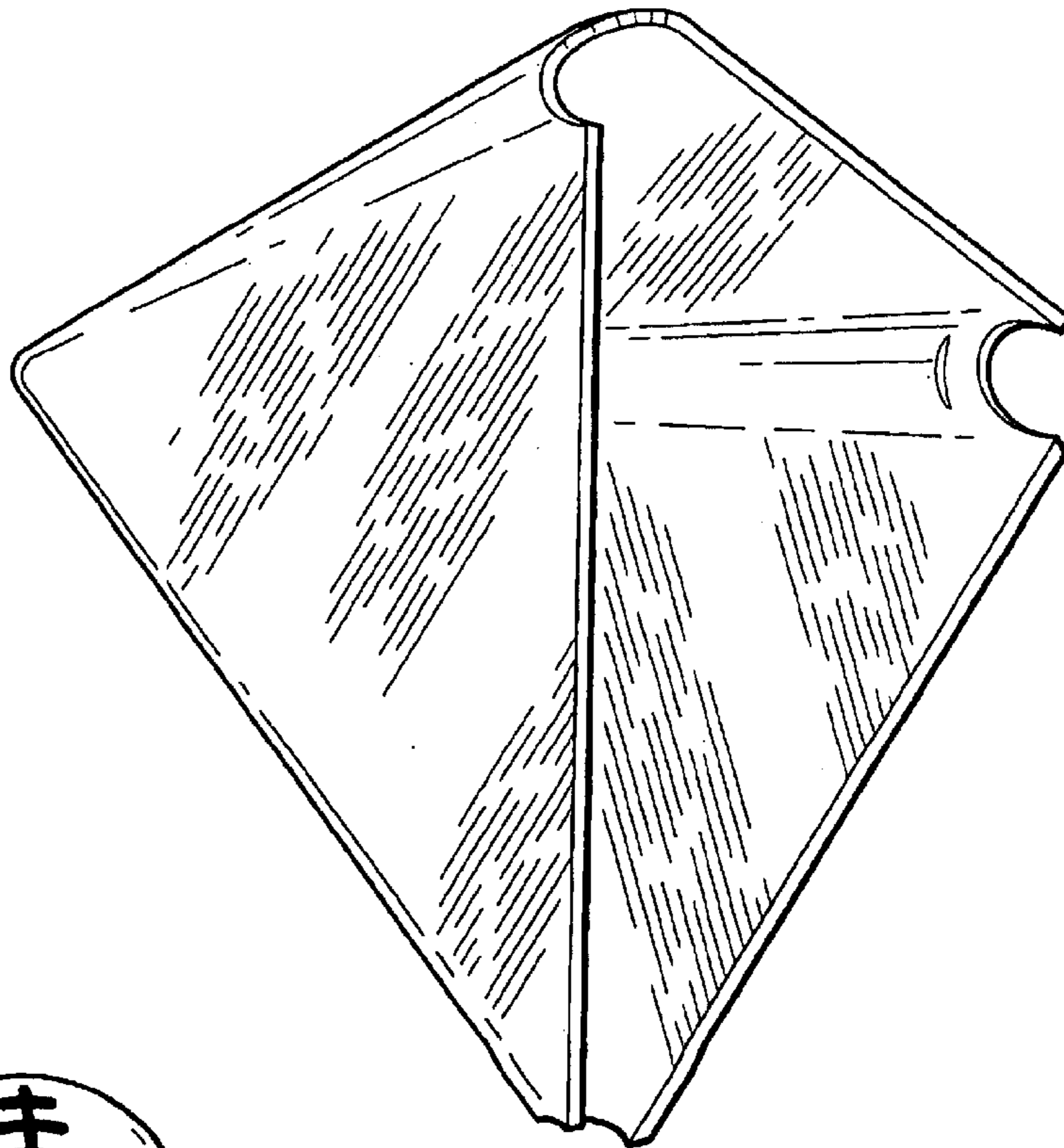


FIG. 8

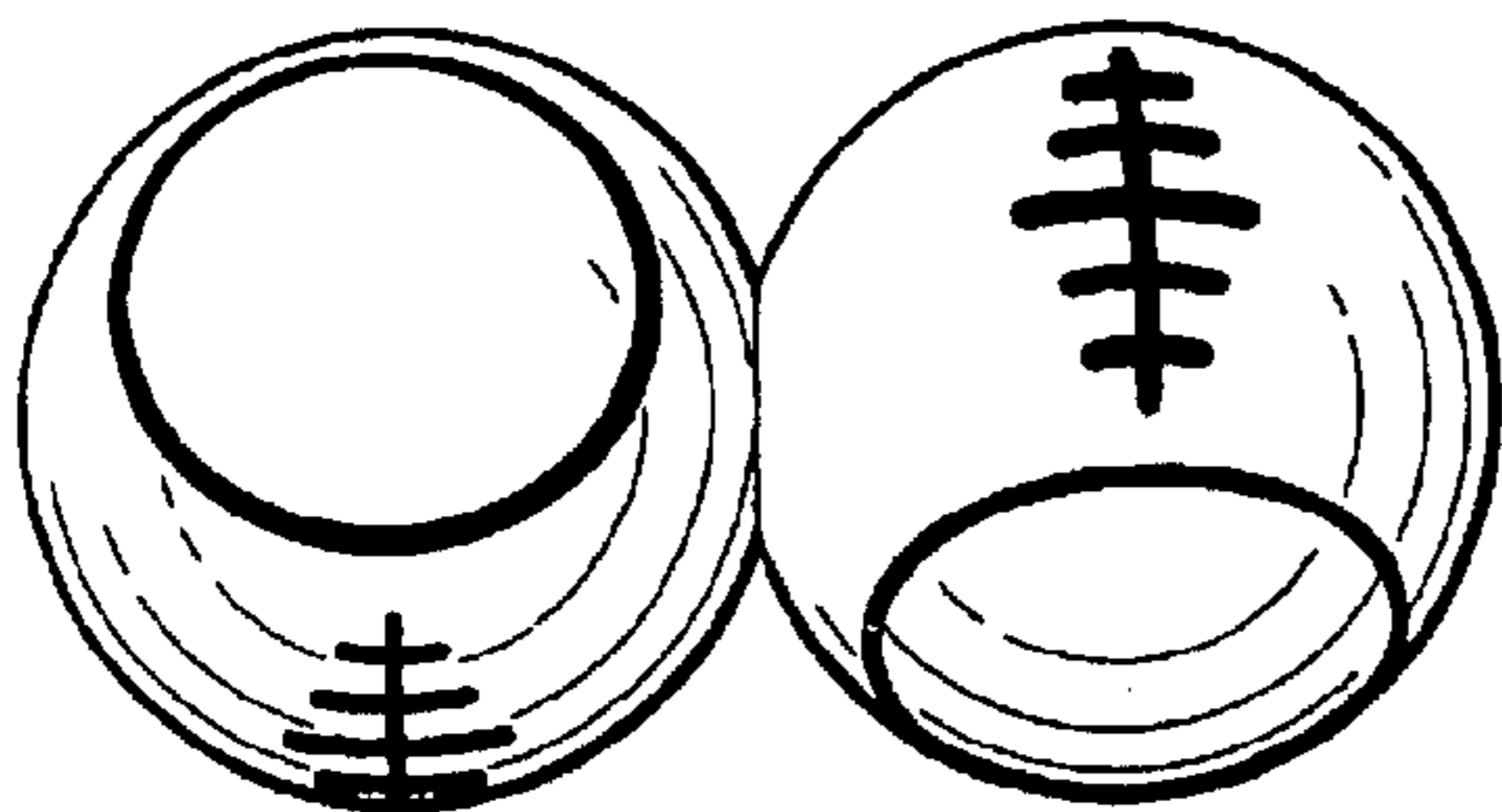


FIG. 10