

US00D500527S

(12) **United States Design Patent**
Domack

(10) **Patent No.:** **US D500,527 S**
(45) **Date of Patent:** **** Jan. 4, 2005**

(54) **MOUNTING FOR SIGN**

D314,016 S * 1/1991 Mitchell D20/43
D352,070 S * 11/1994 Gibson D20/40

(76) Inventor: **Mark L. Domack**, 1404 E. Hastings
Lake Rd., Jonesville, MI (US) 49250

* cited by examiner

(**) Term: **14 Years**

Primary Examiner—Robert M. Spear
(74) *Attorney, Agent, or Firm*—Flynn, Thiel, Boutell &
Tanis, P.C.

(21) Appl. No.: **29/203,228**

(22) Filed: **Apr. 12, 2004**

(57) **CLAIM**

Related U.S. Application Data

The ornamental design for a mounting for sign, as shown
and described.

(62) Division of application No. 29/188,453, filed on Aug. 19,
2003, now Pat. No. Des. 491,611.

DESCRIPTION

(51) **LOC (7) Cl.** **20-03**

FIG. 1 is a front view of a mounting for sign;

(52) **U.S. Cl.** **D20/43**

FIG. 2 is a top view of FIG. 1;

(58) **Field of Search** D20/10, 13, 15,
D20/17, 22, 27-29, 39-42, 99; D8/354,
366, 373; D12/193; 40/299.01, 330, 549,
606.18, 606.19, 607.13, 611.05, 612, 624,
642.01; 362/812

FIG. 3 is a left view of FIG. 1, the right edge view being a
mirror image thereof;

FIG. 4 is a bottom view of FIG. 1;

FIG. 5 is a rear view of FIG. 1; and,

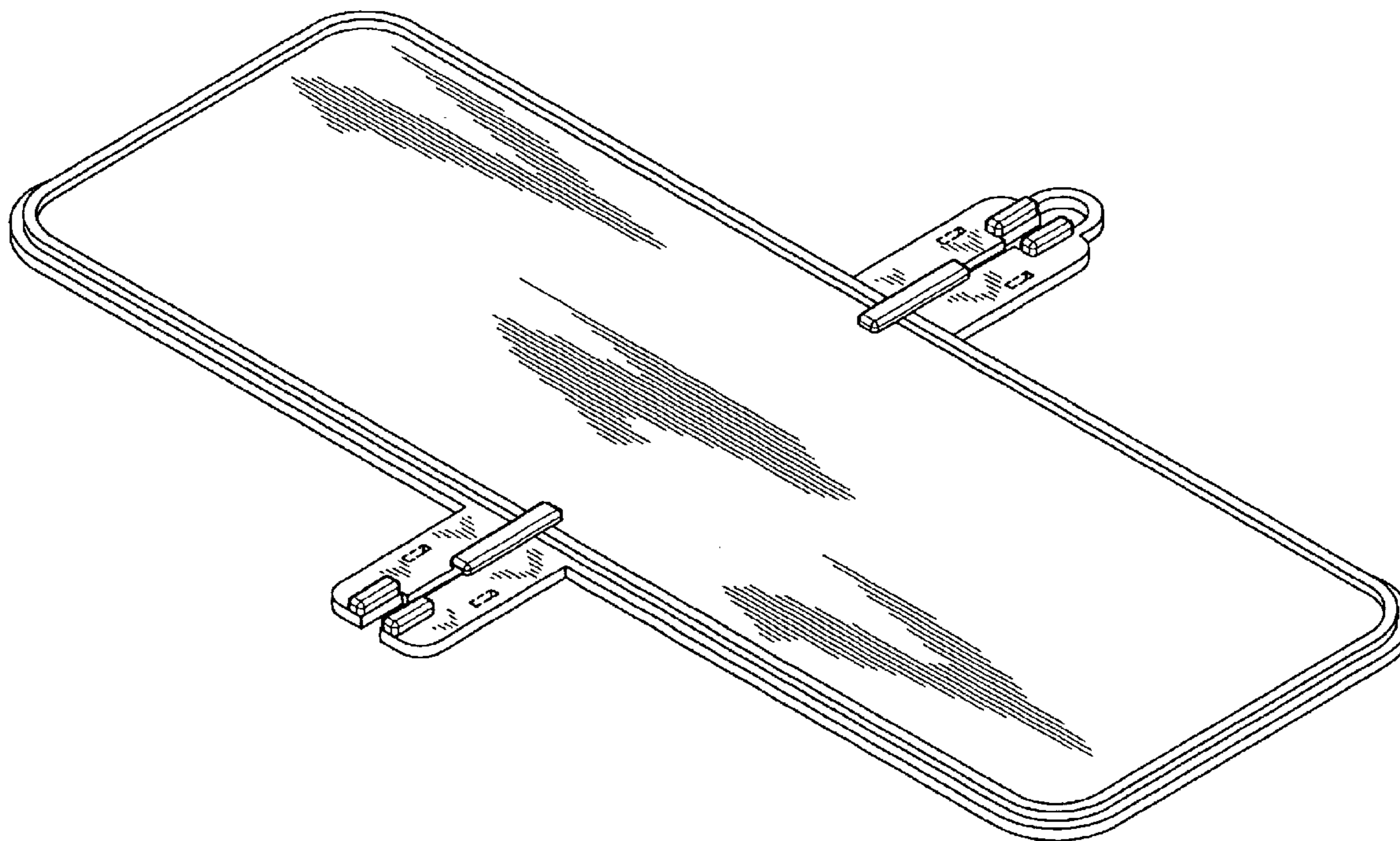
FIG. 6 is a front, bottom, right edge isometric view of FIG.
1.

(56) **References Cited**

U.S. PATENT DOCUMENTS

D266,774 S * 11/1982 Brown et al. D20/41

1 Claim, 6 Drawing Sheets



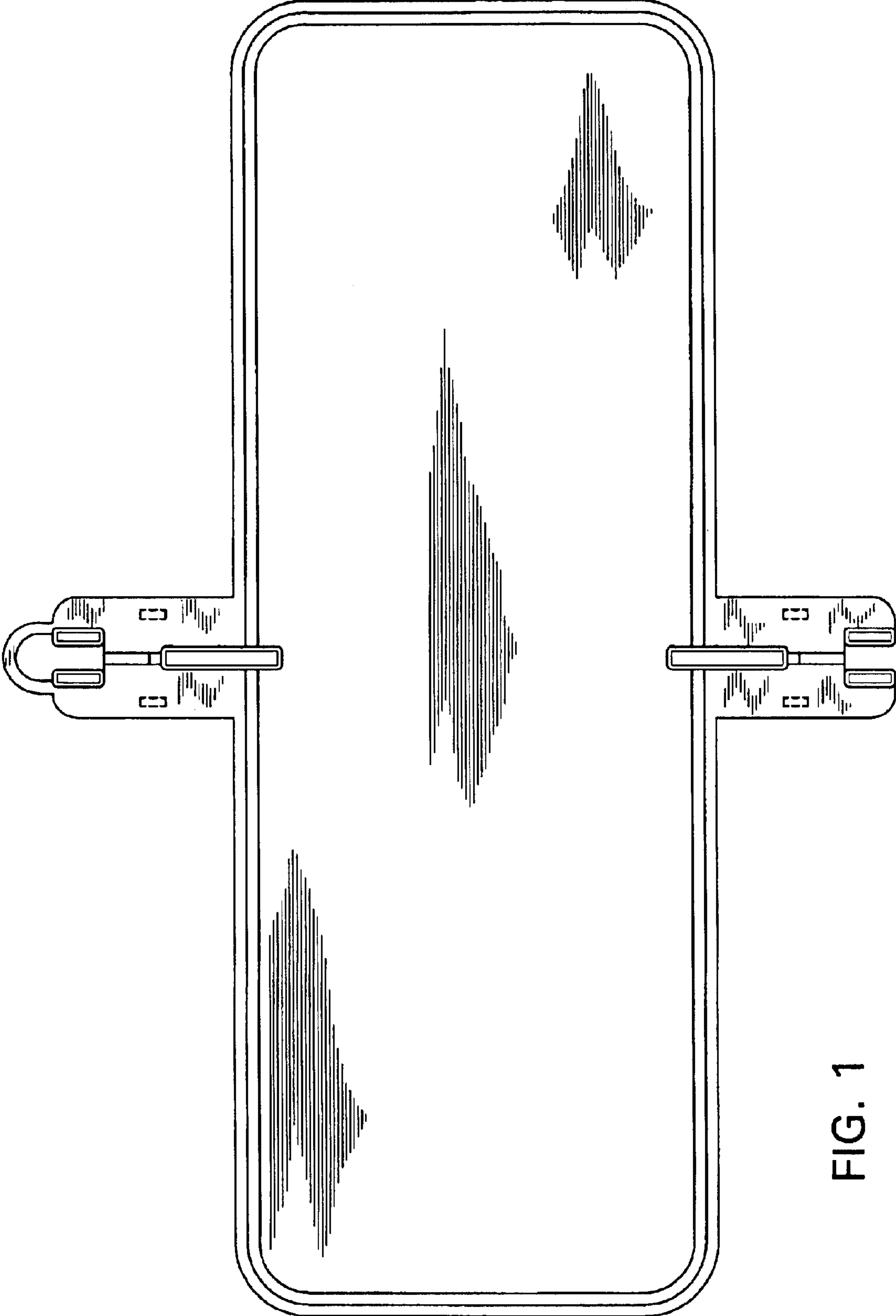


FIG. 1



FIG. 2



FIG. 3



FIG. 4

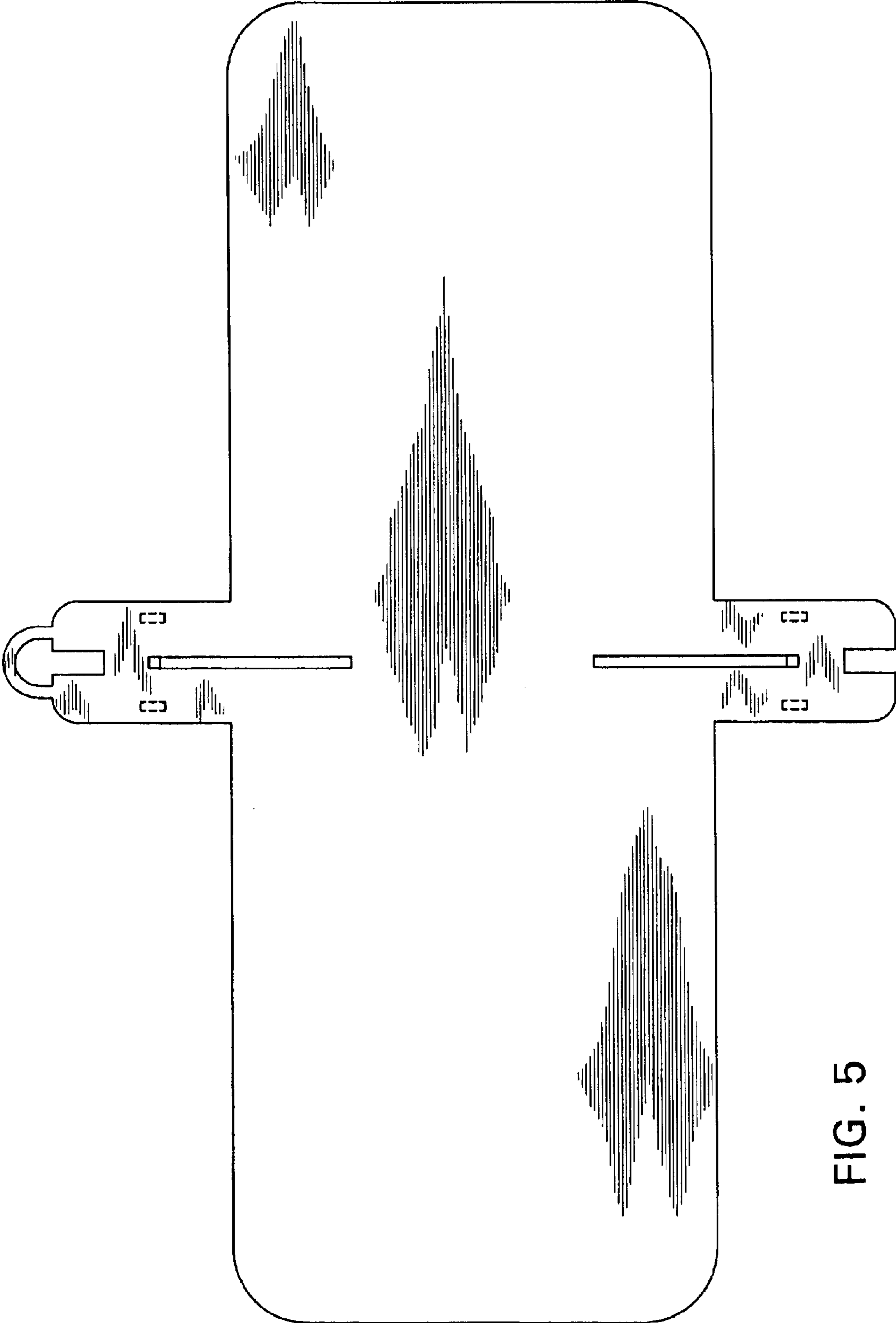


FIG. 5

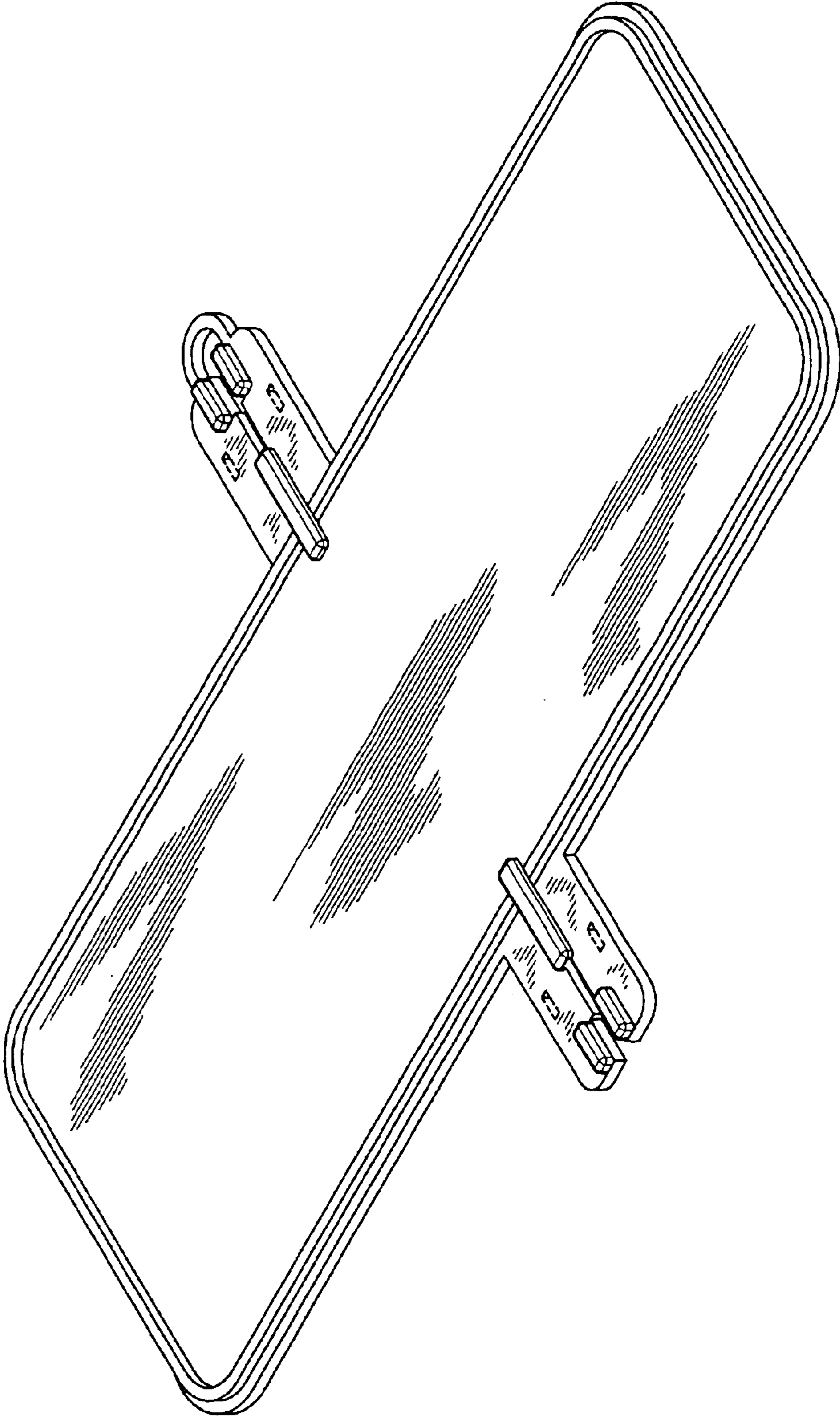


FIG. 6