

US00D500522S

(12) **United States Design Patent**
Rommel

(10) **Patent No.:** **US D500,522 S**
(45) **Date of Patent:** **** Jan. 4, 2005**

(54) **BALL POINT PEN**

(75) **Inventor:** **Volkmar Rommel**, Schwabisch Gmund (DE)

(73) **Assignee:** **Jacob Ritter GmbH**, Brensbach (DE)

(**) **Term:** **14 Years**

(21) **Appl. No.:** **29/204,036**

(22) **Filed:** **Apr. 22, 2004**

(30) **Foreign Application Priority Data**

Oct. 22, 2003 (DE) 102967

(51) **LOC (7) Cl.** **19-06**

(52) **U.S. Cl.** **D19/51; D19/55; D19/56**

(58) **Field of Search** D19/35, 36, 41-51, D19/53-58, 81-85; 401/6, 7, 88, 99-102, 103-106, 107-110, 111-117, 209; 24/10 R, 11 R, 11 C, 11 P, 11 F, 11 M, 11 HC, 11 CT

(56) **References Cited**

U.S. PATENT DOCUMENTS

D345,577 S * 3/1994 Hohner D19/48
D410,952 S * 6/1999 Hadtke et al. D19/47

6,062,753 A * 5/2000 Hadtke et al. 401/6
D433,447 S * 11/2000 Rosenbaum D19/51
D435,065 S * 12/2000 Nagel D19/50
D438,566 S * 3/2001 Nagel D19/51
D456,845 S * 5/2002 Rommel D19/49
D490,851 S * 6/2004 Losel D19/51

* cited by examiner

Primary Examiner—Martie K. Holtje

(74) *Attorney, Agent, or Firm*—Smith, Gambrell & Russell, LLP

(57) **CLAIM**

The ornamental design for a ball point pen, as shown and described.

DESCRIPTION

FIG. 1 is a front view of a ball point pen of the present invention;

FIG. 2 is a rear view thereof;

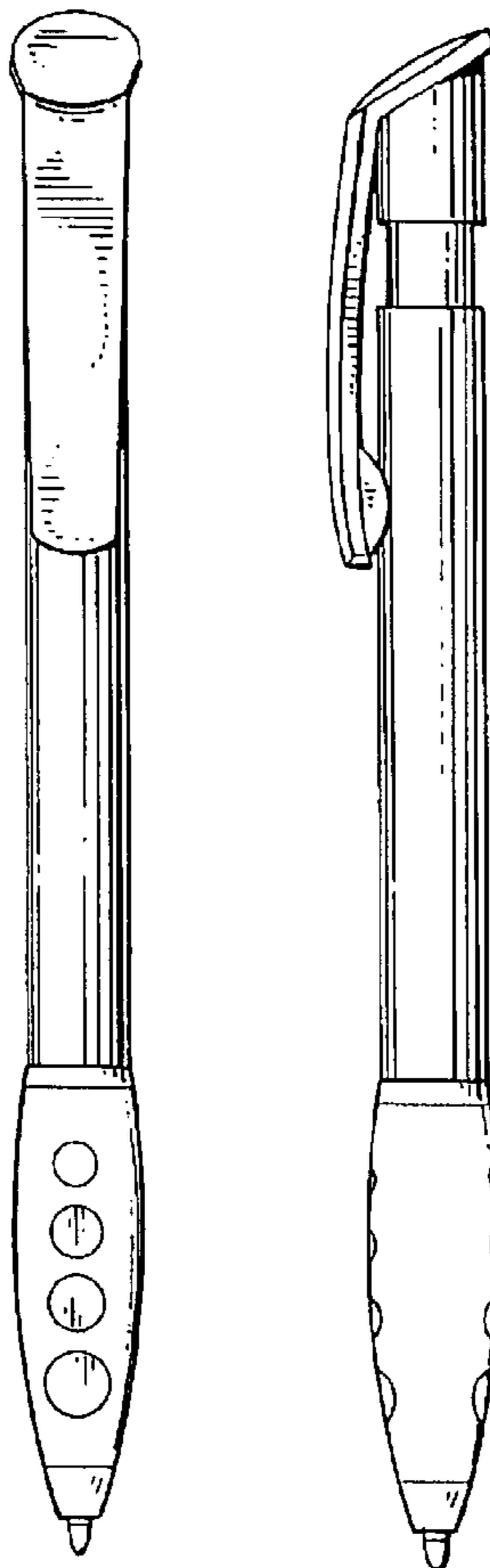
FIG. 3 is a left side view thereof;

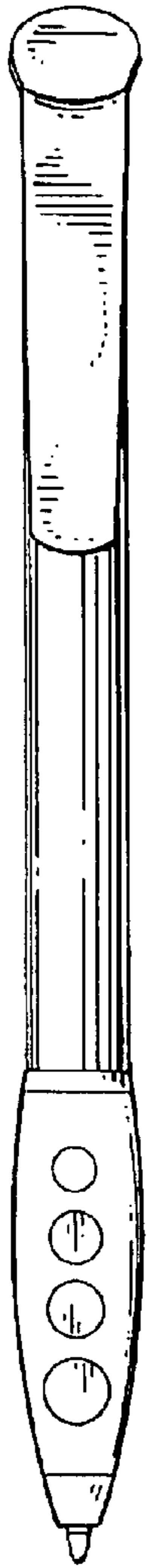
FIG. 4 is a right side view thereof;

FIG. 5 is a top plan view thereof; and,

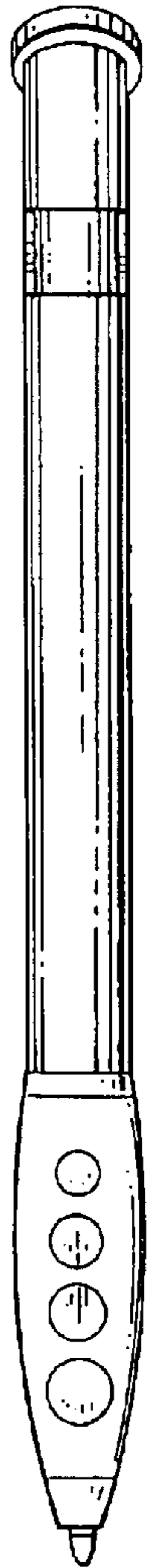
FIG. 6 is a bottom view thereof.

1 Claim, 1 Drawing Sheet





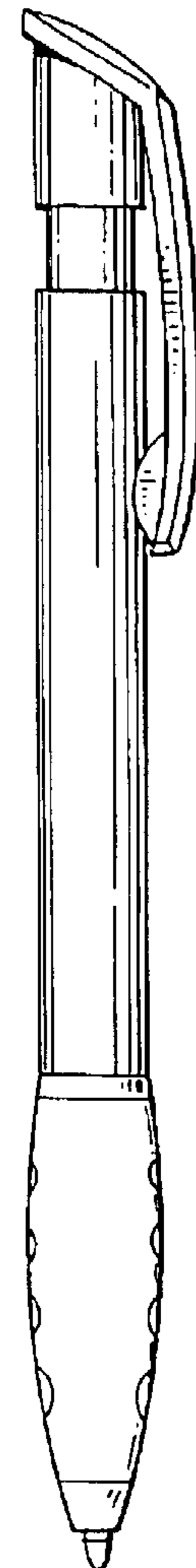
Hiq - 1



Hiq - 2



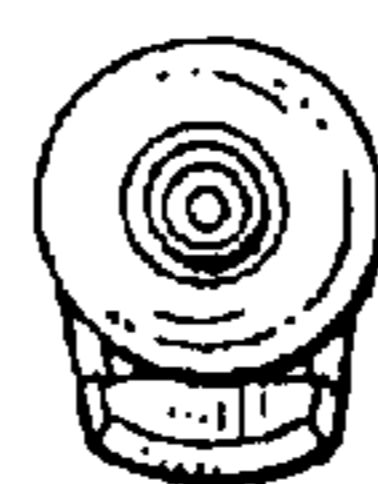
Hiq - 3



Hiq - 4



Hiq - 5



Hiq - 6