

US00D500521S

(12) **United States Design Patent**
Hautzinger et al.

(10) **Patent No.:** **US D500,521 S**
(45) **Date of Patent:** **** Jan. 4, 2005**

(54) **WRITING INSTRUMENT**

(75) Inventors: **Jeffrey Hautzinger**, Arlington Heights, IL (US); **Charles E. Bain**, West Dundee, IL (US); **Jean Ellen Kiple**, Lake Villa, IL (US)

(73) Assignee: **Sanford L.P.**, Freeport, IL (US)

(**) Term: **14 Years**

(21) Appl. No.: **29/202,696**

(22) Filed: **Apr. 2, 2004**

(51) **LOC (7) Cl.** **19-06**

(52) **U.S. Cl.** **D19/51; D19/56**

(58) **Field of Search** D19/35, 36, 41-51, D19/53-58, 81-85; 401/6, 7, 88, 99-102, 103-106, 107-117, 209; 24/10 R, 11 R, 11 C, 11 F, 11 P, 11 M, 11 CT, 11 HC

(56) **References Cited**

U.S. PATENT DOCUMENTS

- D306,317 S * 2/1990 Petterson D19/56
- D395,448 S * 6/1998 Chevalier D19/51
- D446,547 S * 8/2001 Nagel D19/56
- D448,047 S * 9/2001 Lewis, Jr. D19/47
- D450,088 S * 11/2001 Banasik D19/51
- D482,067 S * 11/2003 Yang D19/50
- D489,087 S * 4/2004 Kent D19/43

- D489,408 S * 5/2004 Qiu D19/51
- D490,109 S * 5/2004 Finney D19/51
- D490,110 S * 5/2004 Qiu D19/51

* cited by examiner

Primary Examiner—Martie K. Holtje

(74) *Attorney, Agent, or Firm*—Marshall, Gerstein Borun LLP

(57) **CLAIM**

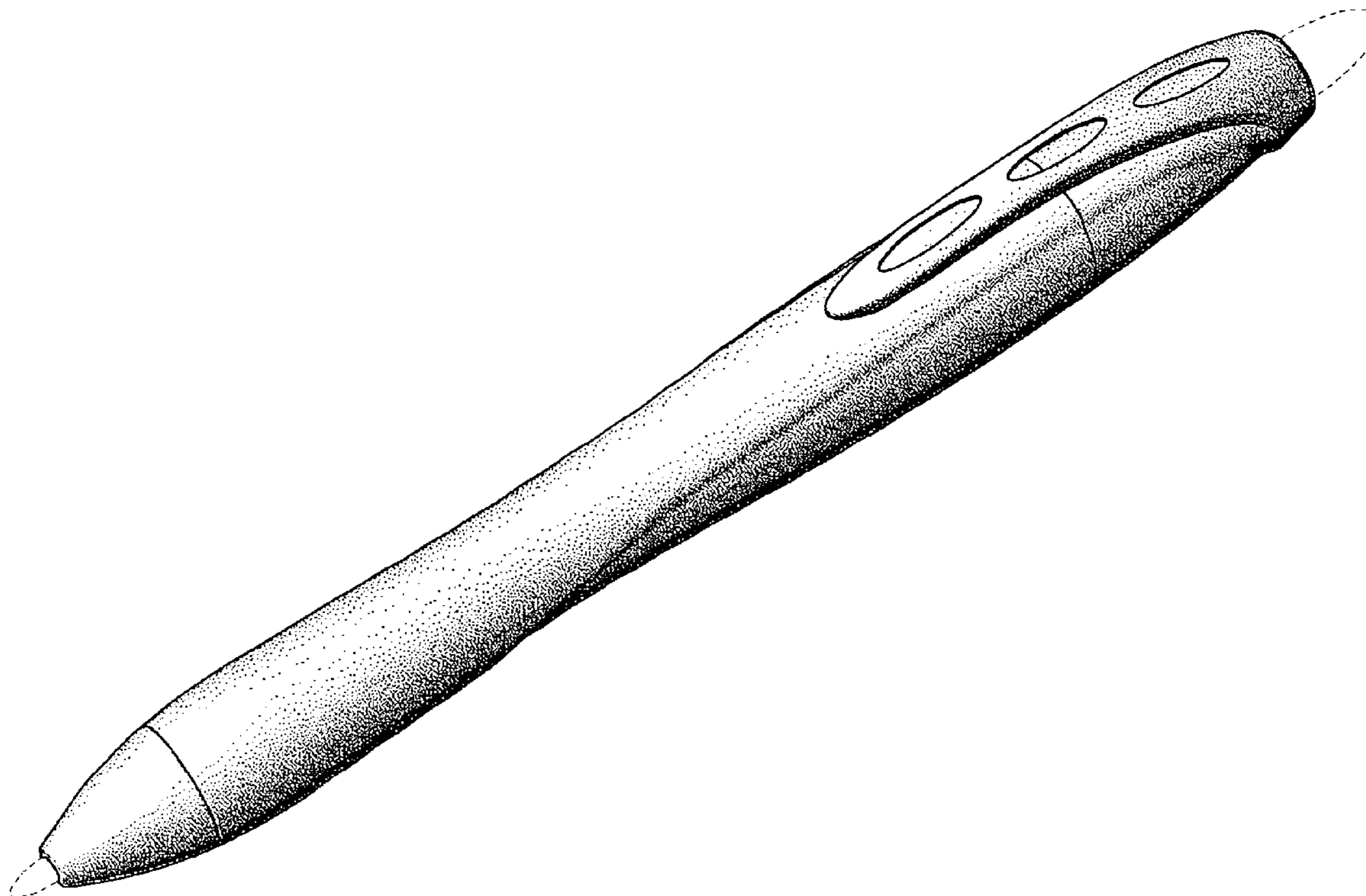
The ornamental design for a “writing instrument,” as shown and described.

DESCRIPTION

FIG. 1 is a perspective view showing our new design; FIG. 2 is a front elevational view of the writing instrument of FIG. 1; FIG. 3 is a right side elevational view of the writing instrument of FIG. 1, the left side elevational view being a mirror image thereof; FIG. 4 is a rear elevational view of the writing instrument of FIG. 1; FIG. 5 is a top plan view of the writing instrument of FIG. 1; and, FIG. 6 is a bottom plan view of the writing instrument of FIG. 1.

The dashed lines are for illustrative purposes only and form no part of the claimed design.

1 Claim, 2 Drawing Sheets



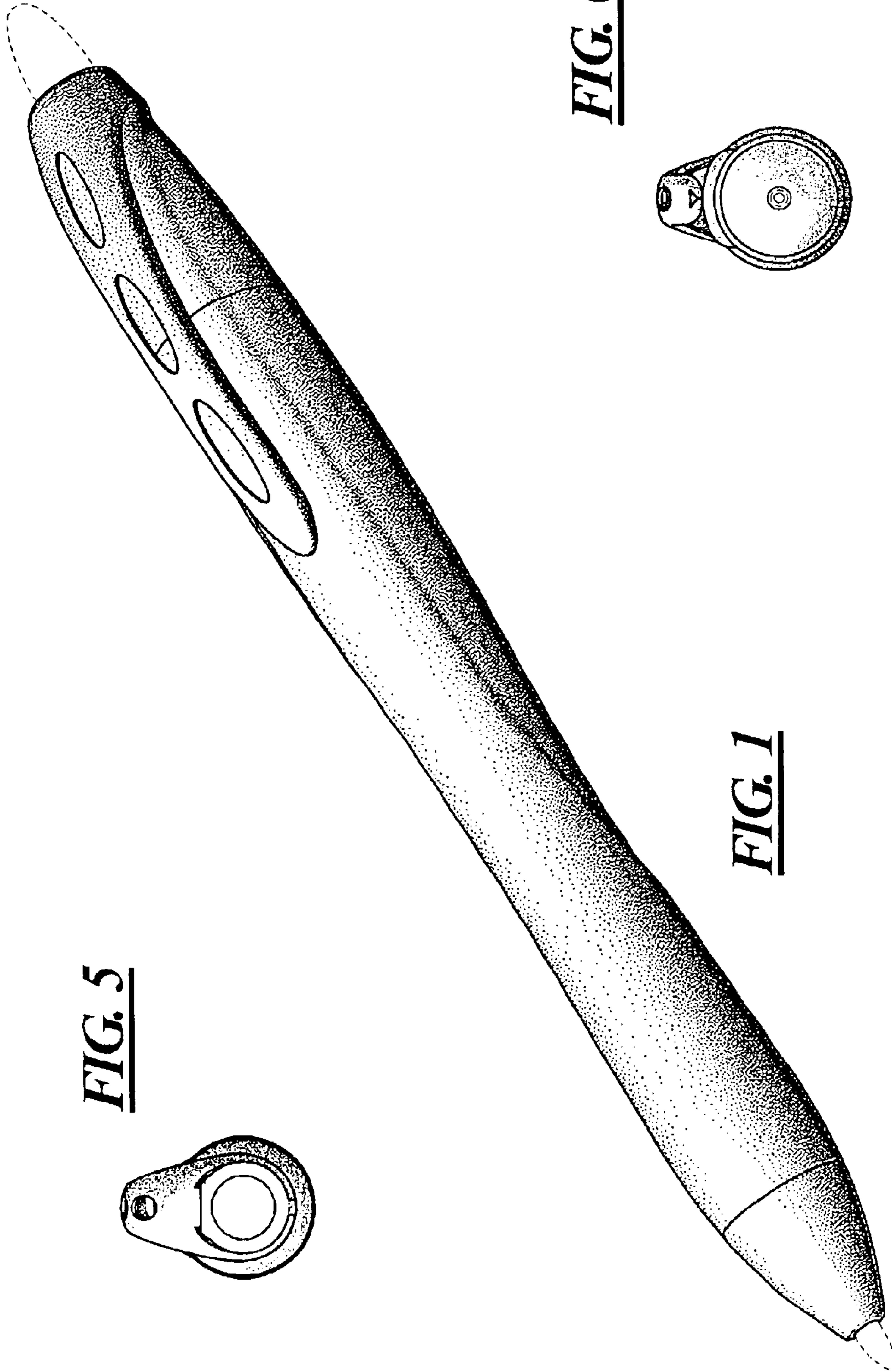


FIG. 5

FIG. 6

FIG. 1

FIG. 2




FIG. 3




FIG. 4

