

US00D500502S

(12) **United States Design Patent**  
**Davis**

(10) **Patent No.:** **US D500,502 S**  
(45) **Date of Patent:** **\*\* Jan. 4, 2005**

(54) **SIDE PANEL FOR USE WITH A COMPUTER ENCLOSURE**

D314,189 S \* 1/1991 Horie ..... D14/308  
D452,967 S \* 1/2002 Goto ..... D14/310  
D456,396 S \* 4/2002 Goto ..... D14/310

(75) Inventor: **Brooks I. Davis**, San Jose, CA (US)

\* cited by examiner

(73) Assignee: **SharkRack, Inc.**, Union City, CA (US)

*Primary Examiner*—Freda S. Nunn

(\*\*) Term: **14 Years**

(74) *Attorney, Agent, or Firm*—Fenwick & West LLP

(21) Appl. No.: **29/198,226**

(57) **CLAIM**

(22) Filed: **Jan. 26, 2004**

The ornamental design for the side panel for use with a computer enclosure, substantially as shown and described.

(51) **LOC (7) Cl.** ..... **14-02**

**DESCRIPTION**

(52) **U.S. Cl.** ..... **D14/441**

(58) **Field of Search** ..... D14/349–356,  
D14/441, 308, 310; D13/162, 184, 199;  
312/223.3; 360/99.01–99.12; 361/690–696;  
369/34.01, 36.01, 14

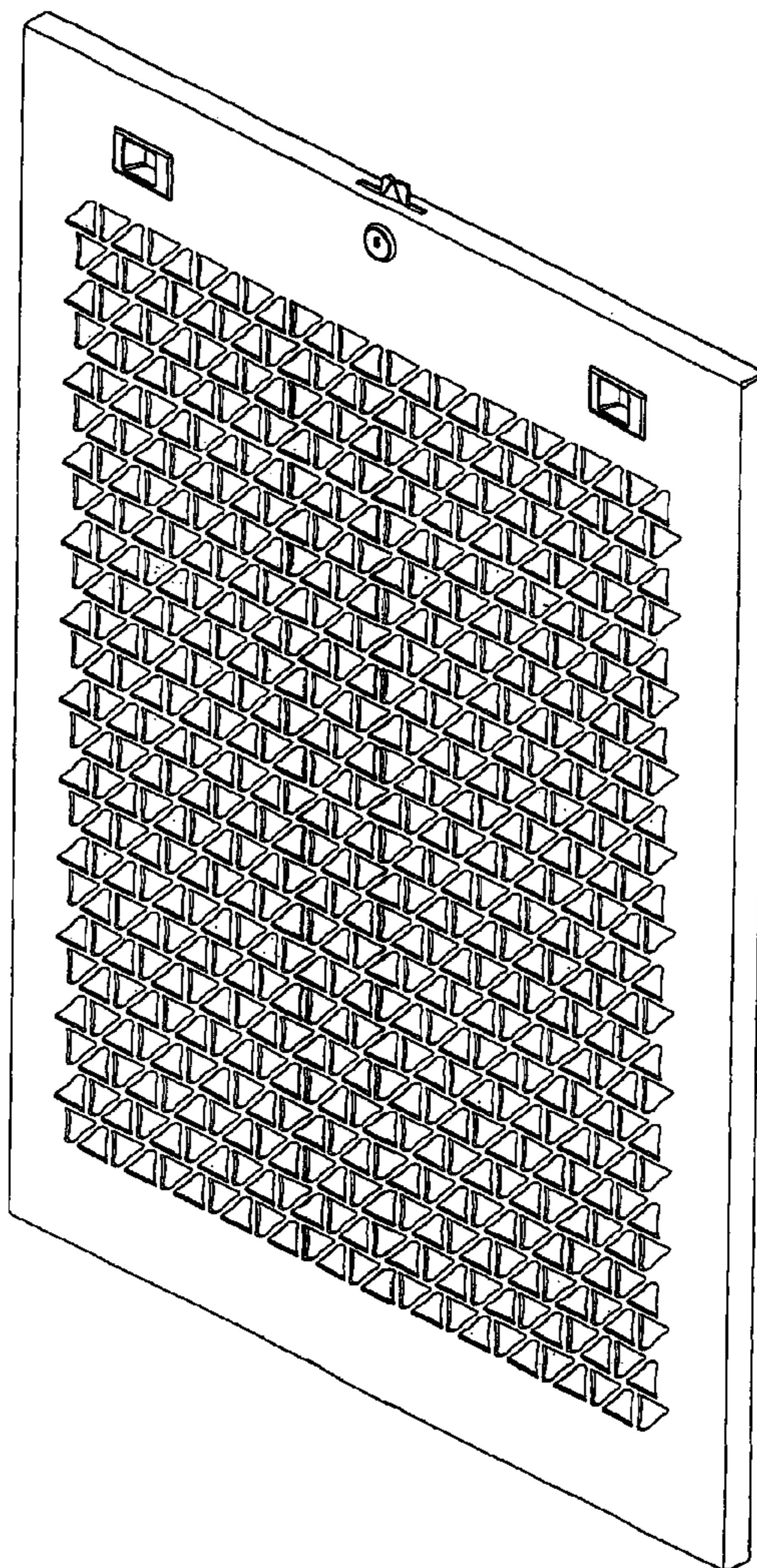
FIG. 1 is perspective view of a side panel for use with a computer enclosure according to the present invention; FIG. 2 is an enlarged fragmentary front view thereof; FIG. 3 is a rear view thereof; FIG. 4 is a left side view thereof; FIG. 5 is a right side view thereof; FIG. 6 is a top view thereof; and, FIG. 7 is a bottom view thereof.

(56) **References Cited**

**U.S. PATENT DOCUMENTS**

4,839,875 A \* 6/1989 Kuriyama et al. .... 369/14

**1 Claim, 5 Drawing Sheets**



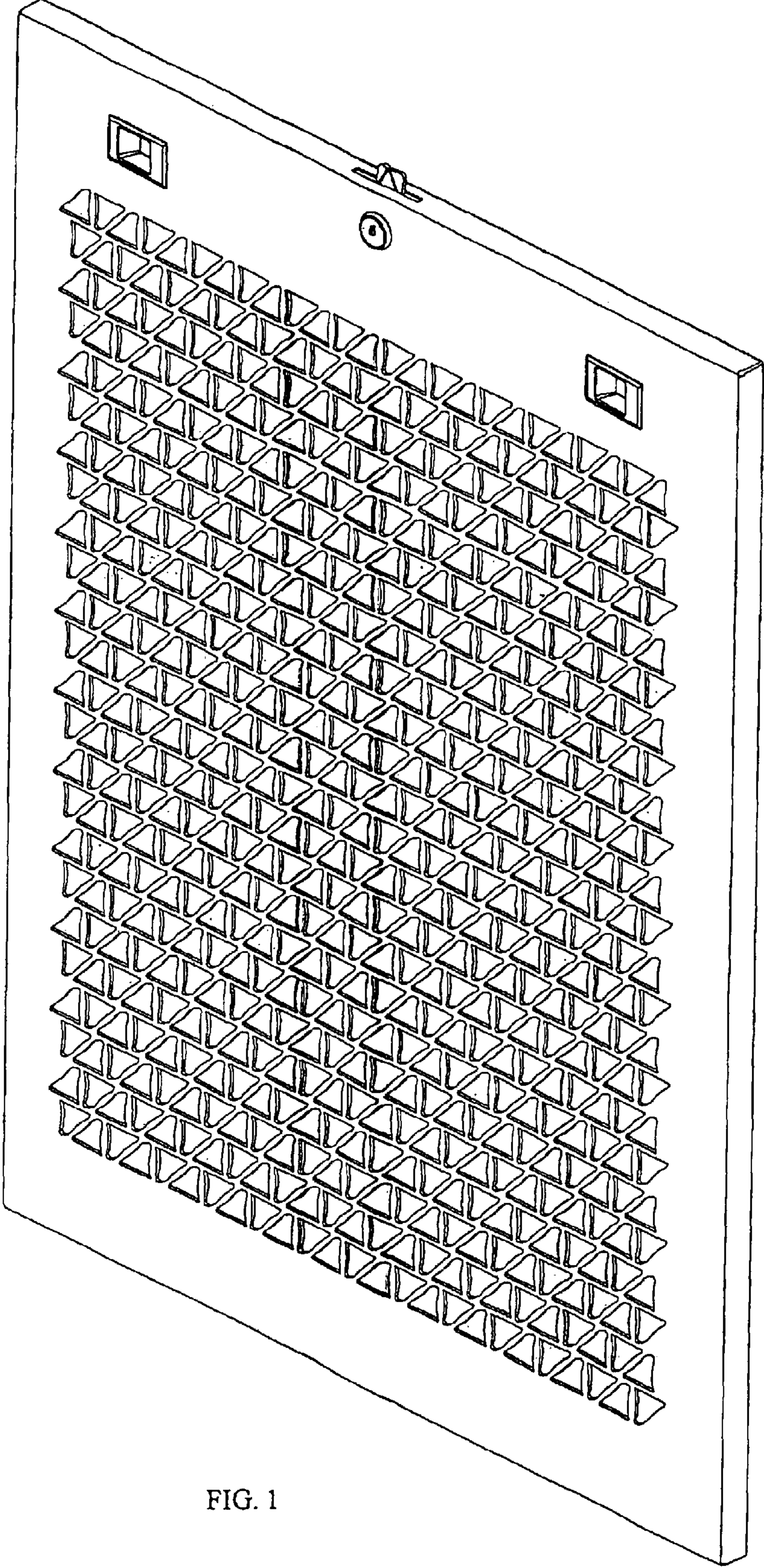


FIG. 1

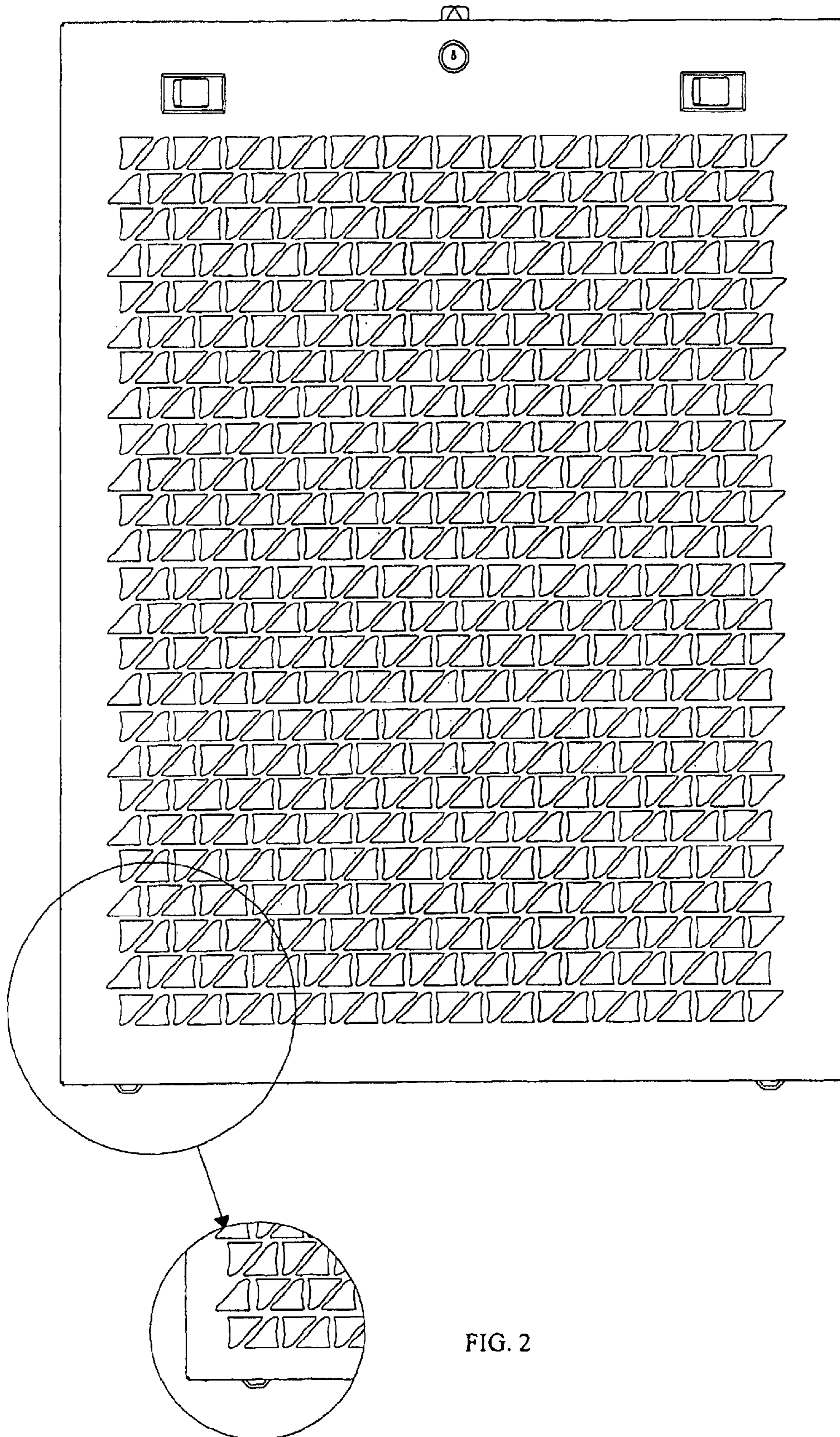


FIG. 2

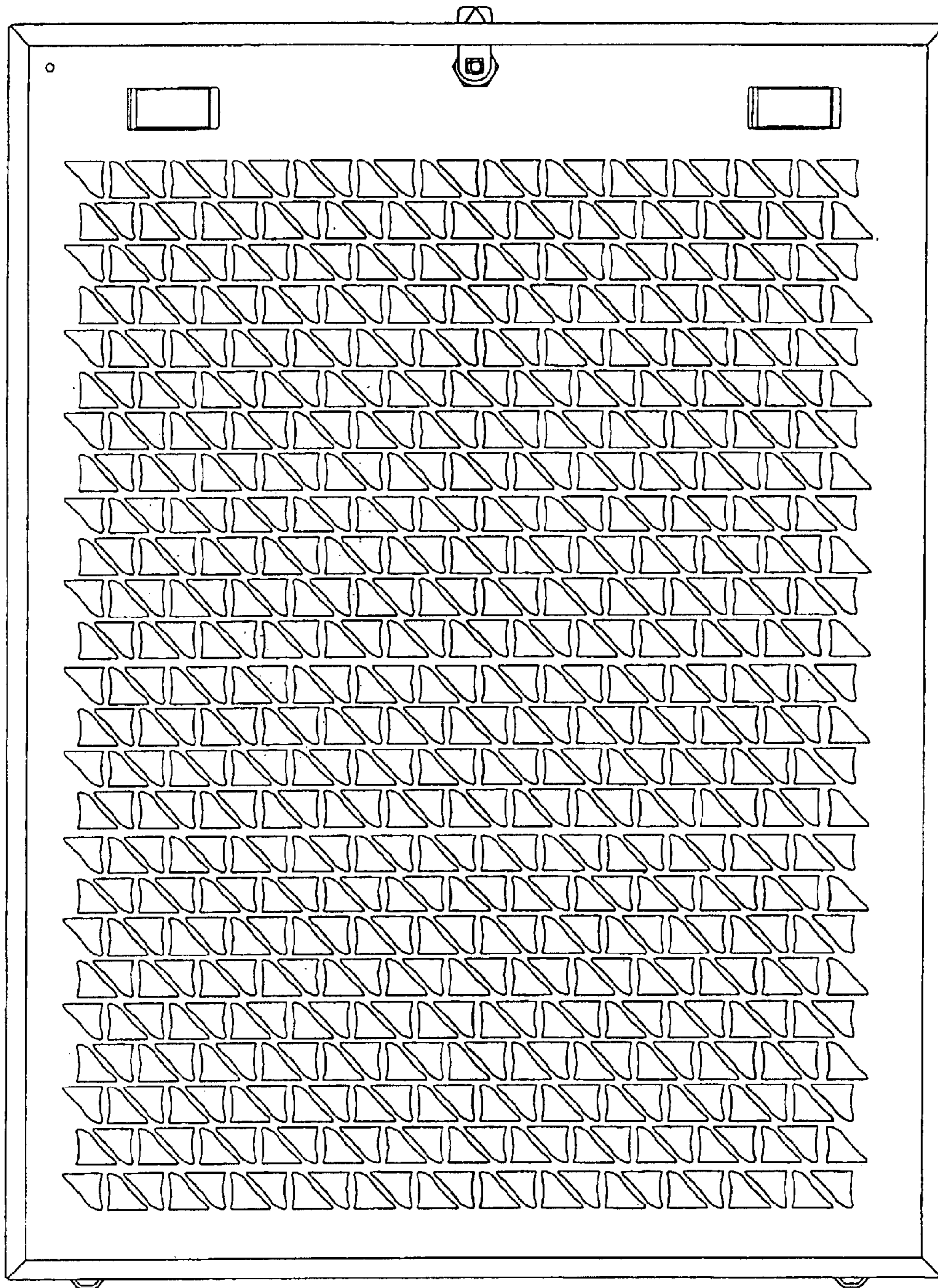


FIG. 3



FIG. 4



FIG. 5

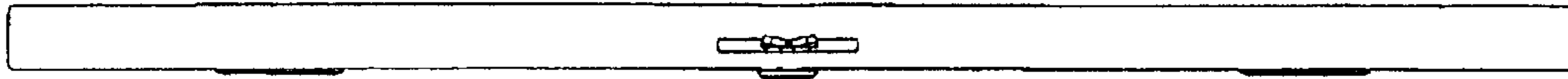


FIG. 6



FIG. 7