

US00D500501S

(12) **United States Design Patent**
Davis

(10) **Patent No.:** **US D500,501 S**
(45) **Date of Patent:** **** Jan. 4, 2005**

(54) **DOOR FOR USE WITH A COMPUTER ENCLOSURE**

D314,189 S * 1/1991 Horie D14/308
D452,967 S * 1/2002 Goto D14/310
D456,396 S * 4/2002 Goto D14/310

(75) Inventor: **Brooks I. Davis**, San Jose, CA (US)

* cited by examiner

(73) Assignee: **SharkRack, Inc.**, Union City, CA (US)

Primary Examiner—Freda S. Nunn

(**) Term: **14 Years**

(74) *Attorney, Agent, or Firm*—Fenwick & West LLP

(21) Appl. No.: **29/198,225**

(57) **CLAIM**

(22) Filed: **Jan. 26, 2004**

The ornamental design for the door for use with a computer enclosure, substantially as shown and described.

(51) **LOC (7) Cl.** **14-02**

DESCRIPTION

(52) **U.S. Cl.** **D14/441**

FIG. 1 is an enlarged fragmentary front view of a door for use with a computer enclosure according to the present invention;

(58) **Field of Search** D14/349–356,
D14/441, 308, 310; D13/162, 184, 199;
312/223.3; 360/99.01–99.12; 361/690–696;
369/34.01, 36.01, 14

FIG. 2 is a rear view thereof;

FIG. 3 is a left side view thereof;

FIG. 4 is a right side view thereof;

FIG. 5 is a top view thereof; and,

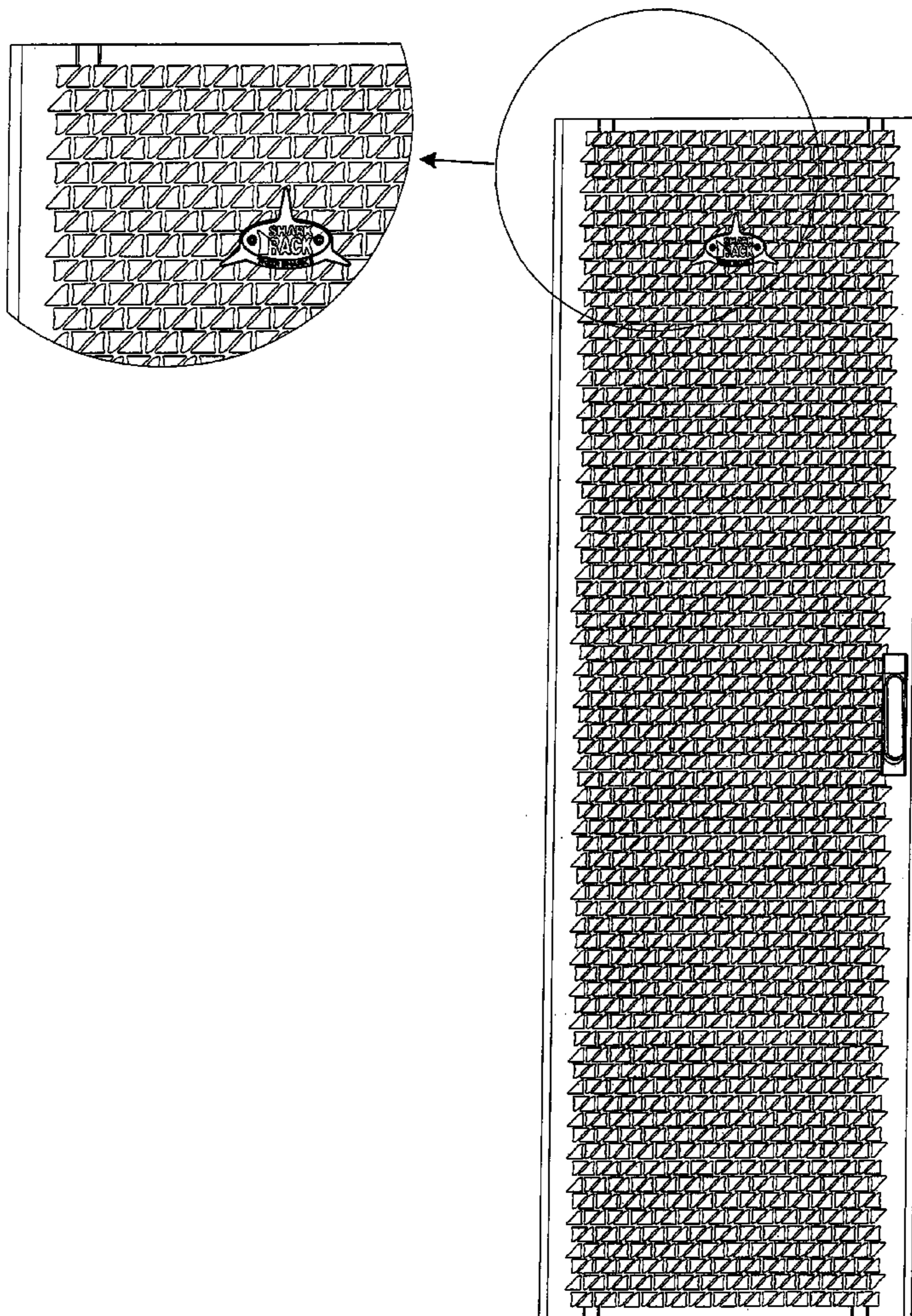
FIG. 6 is a bottom view thereof.

(56) **References Cited**

U.S. PATENT DOCUMENTS

4,839,875 A * 6/1989 Kuriyama et al. 369/14

1 Claim, 4 Drawing Sheets



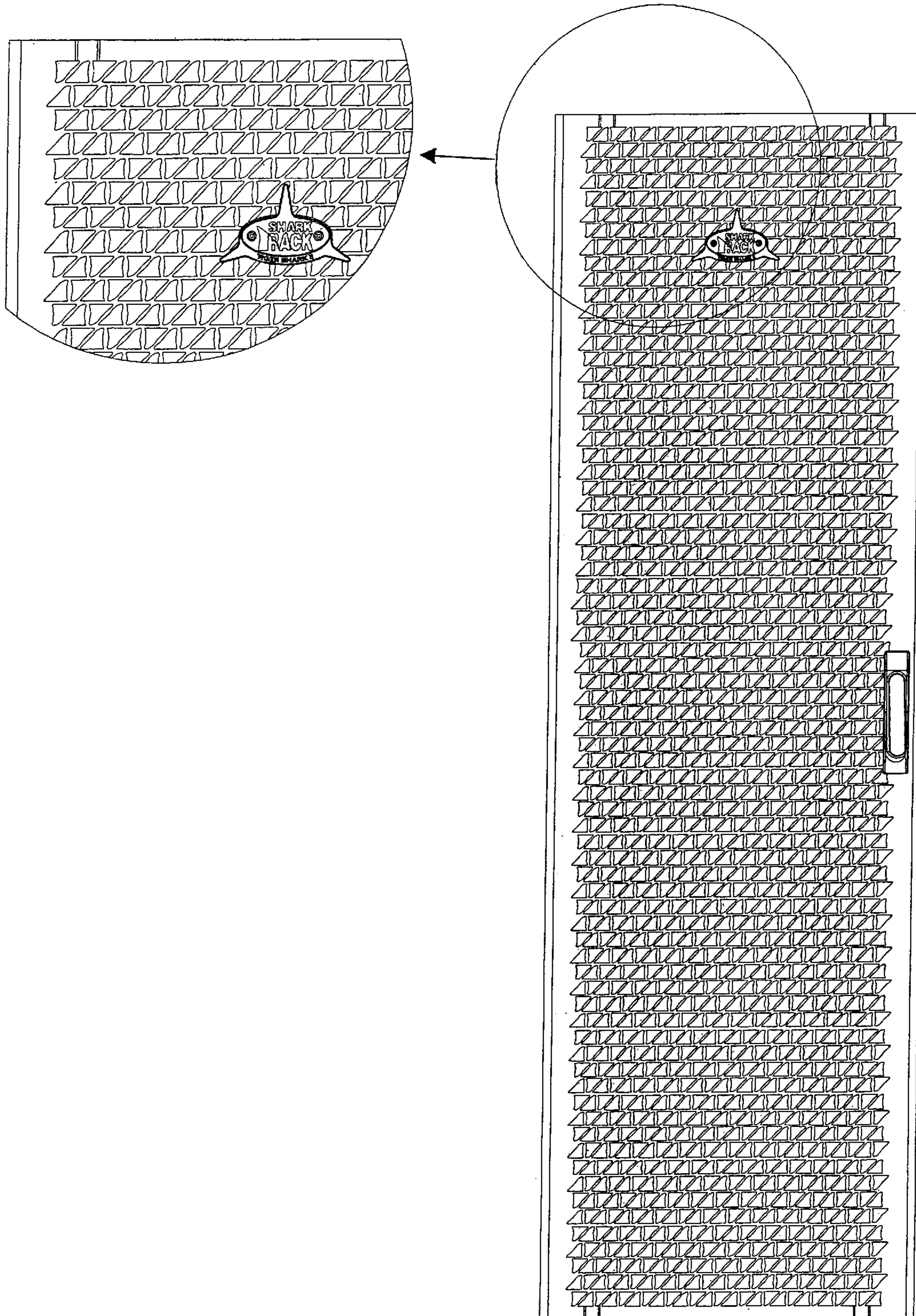


FIG. 1

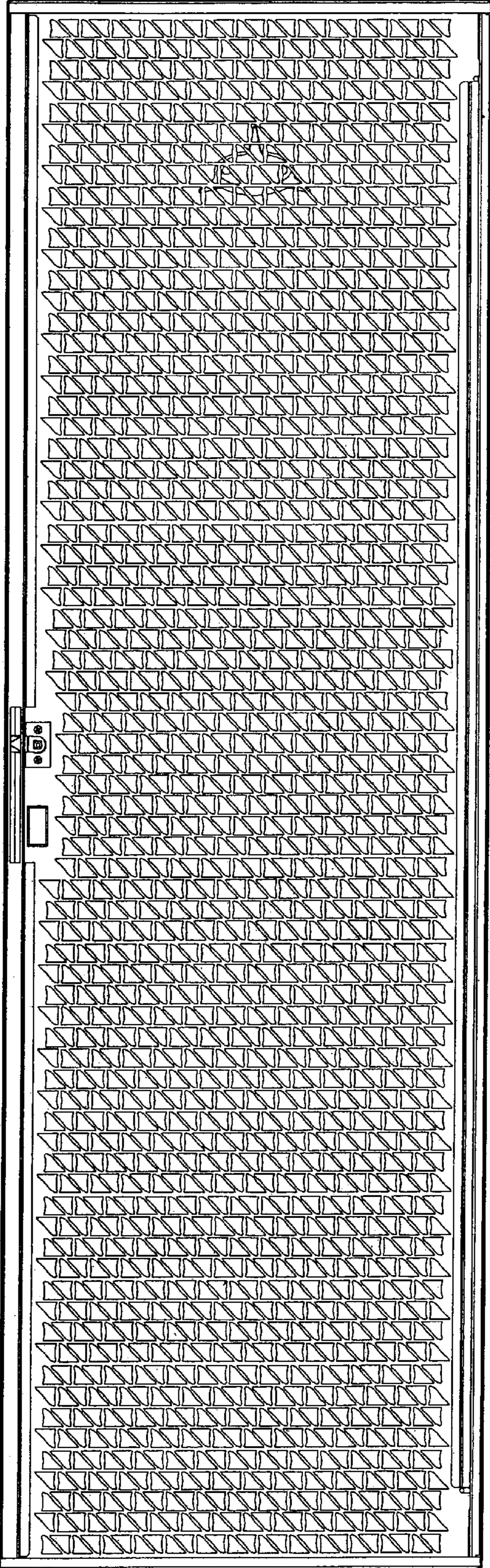


FIG. 2

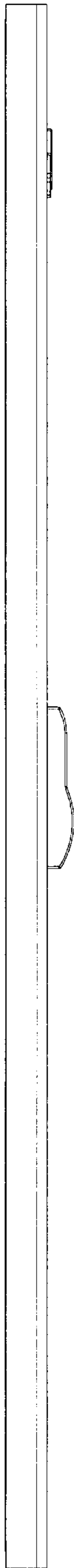


FIG. 3

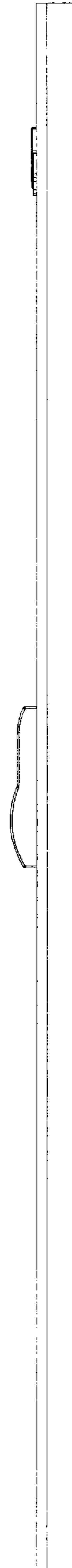


FIG 4

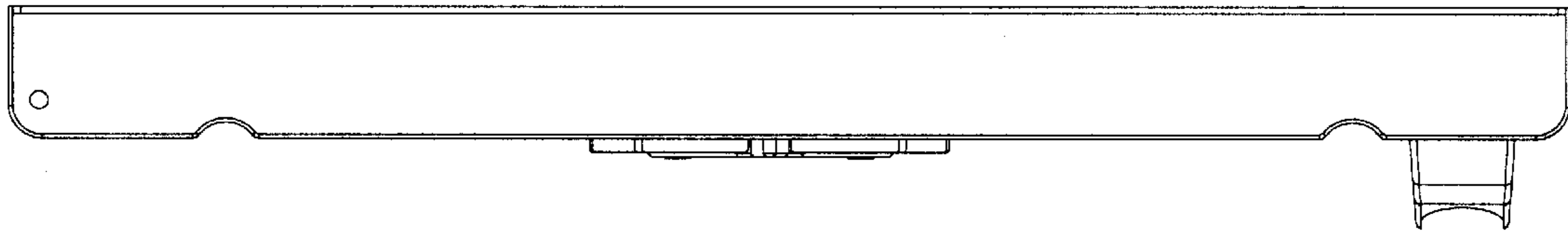


FIG. 5

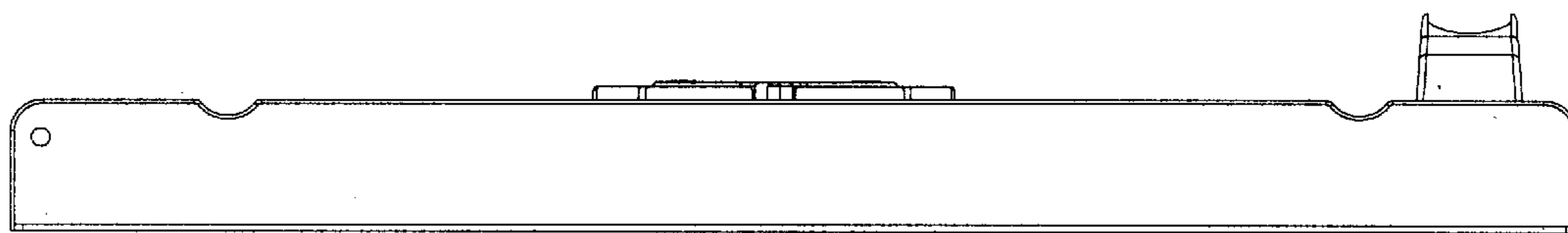


FIG. 6