

US00D500495S

(12) **United States Design Patent**
Hoehn

(10) **Patent No.:** **US D500,495 S**

(45) **Date of Patent:** **** Jan. 4, 2005**

(54) **REMOTE CONTROL**

(75) **Inventor:** **Holger Hoehn, Taipei (TW)**

(73) **Assignee:** **Hannspree, Inc., Taipei (TW)**

(**) **Term:** **14 Years**

(21) **Appl. No.:** **29/197,867**

(22) **Filed:** **Jan. 20, 2004**

(30) **Foreign Application Priority Data**

Dec. 4, 2003 (TW) 92307326

(51) **LOC (7) Cl.** **14-03**

(52) **U.S. Cl.** **D14/218**

(58) **Field of Search** D14/174, 217,
D14/218, 137-139, 151, 191-193, 299,
167, 168; D13/168, 162-164; D21/512-517,
566; D10/104, 106; 455/352-355, 151.1-151.4,
128, 347, 90.3; 348/114, 734

(56) **References Cited**

U.S. PATENT DOCUMENTS

D339,589 S * 9/1993 Moore et al. D14/218

D387,352 S * 12/1997 Kaneko et al. D14/218
D396,861 S * 8/1998 Yamagishi D14/218
D427,584 S * 7/2000 Dent D14/218
D447,243 S * 8/2001 Leung Kit Lun et al. . D24/201

* cited by examiner

Primary Examiner—Ian Simmons

Assistant Examiner—John Windmuller

(74) *Attorney, Agent, or Firm*—Thomas, Kayden,
Horstemeyer & Risley, LLP

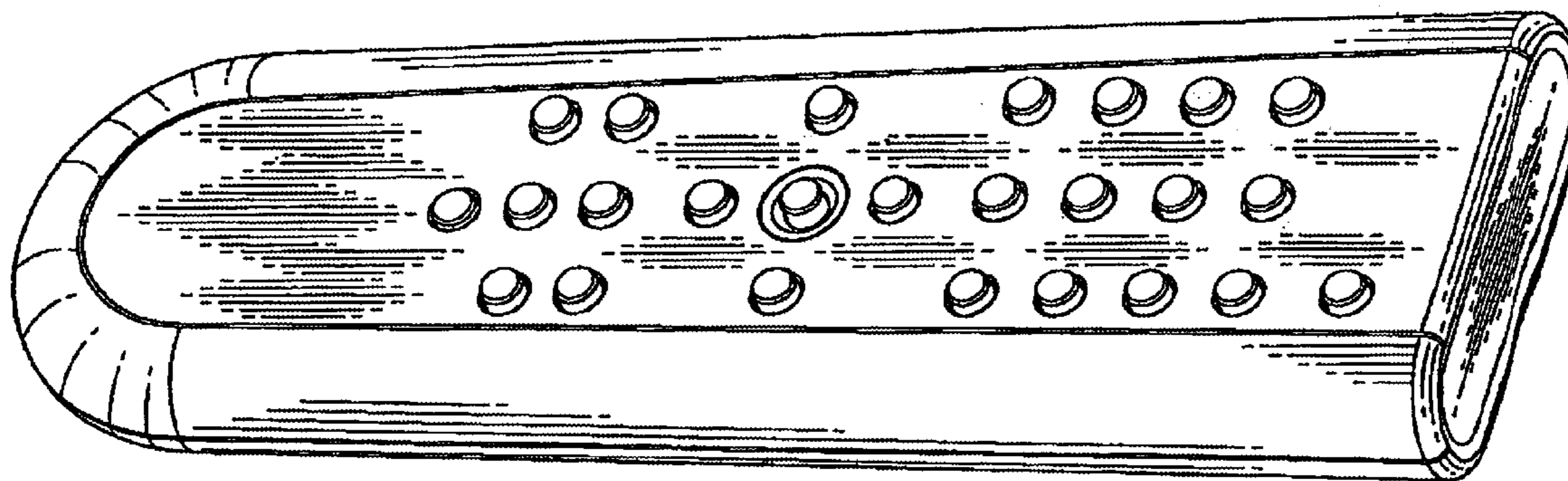
(57) **CLAIM**

The ornamental design for a remote control, as shown and described.

DESCRIPTION

FIG. 1 is a front perspective view thereof;
FIG. 2 is a front elevational view thereof;
FIG. 3 is a rear elevational view thereof;
FIG. 4 is a bottom plan view thereof;
FIG. 5 is a top plan view thereof;
FIG. 6 is a left side view thereof; and,
FIG. 7 is a right side view thereof.

1 Claim, 7 Drawing Sheets



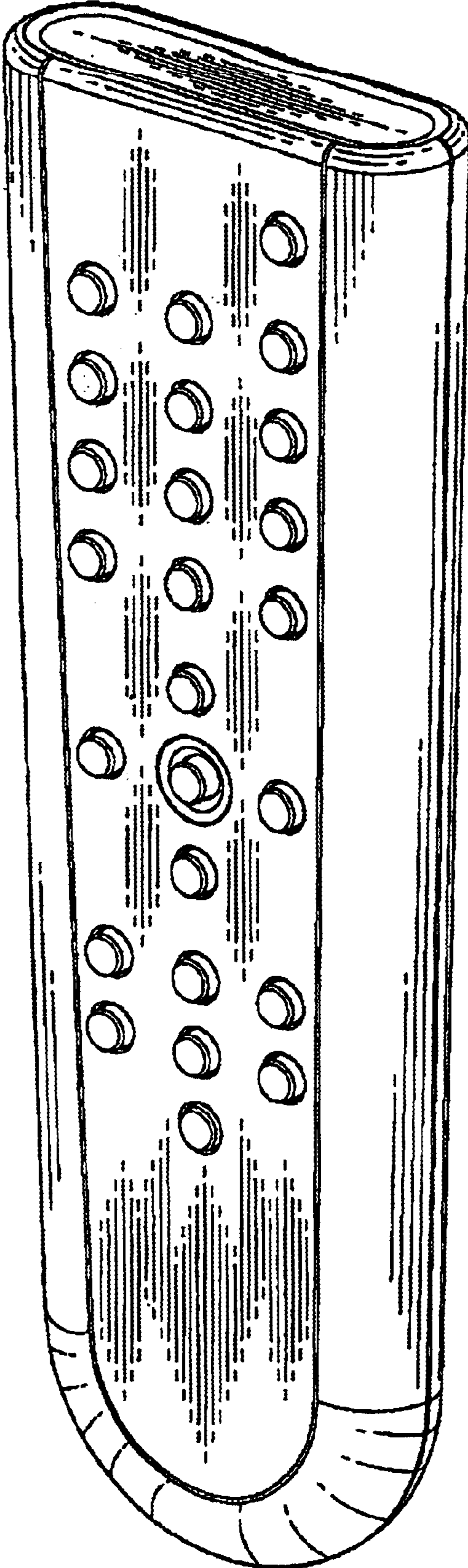


FIG. 1

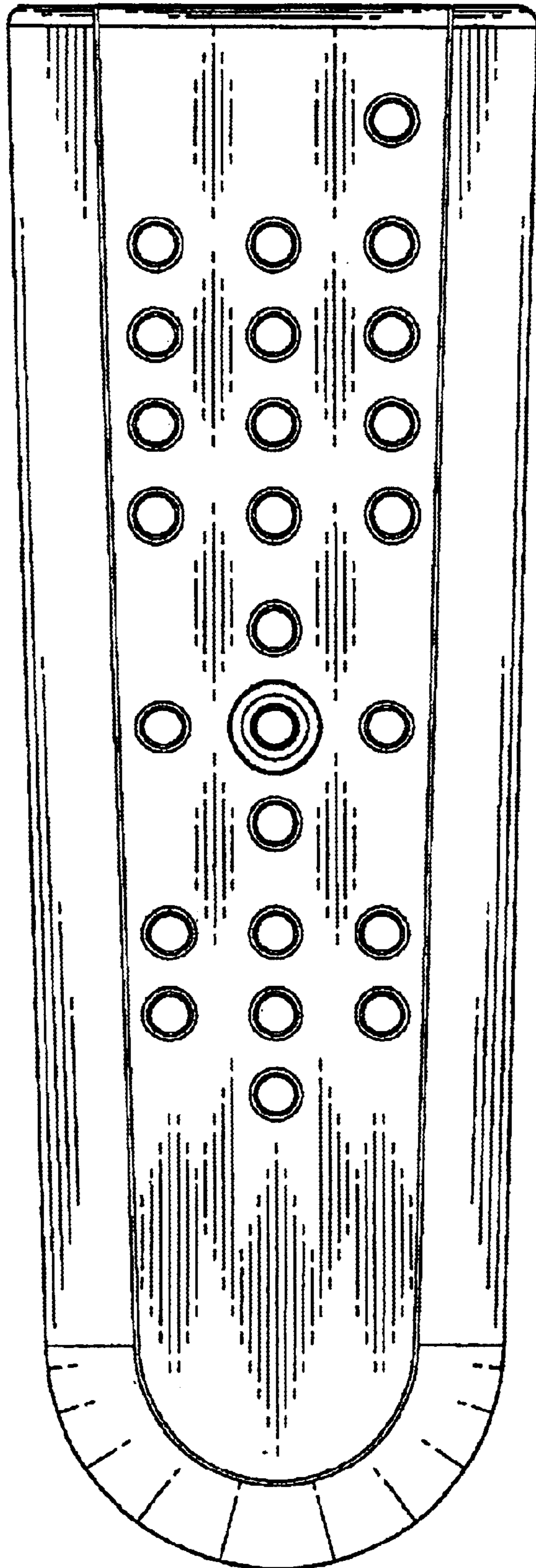


FIG. 2

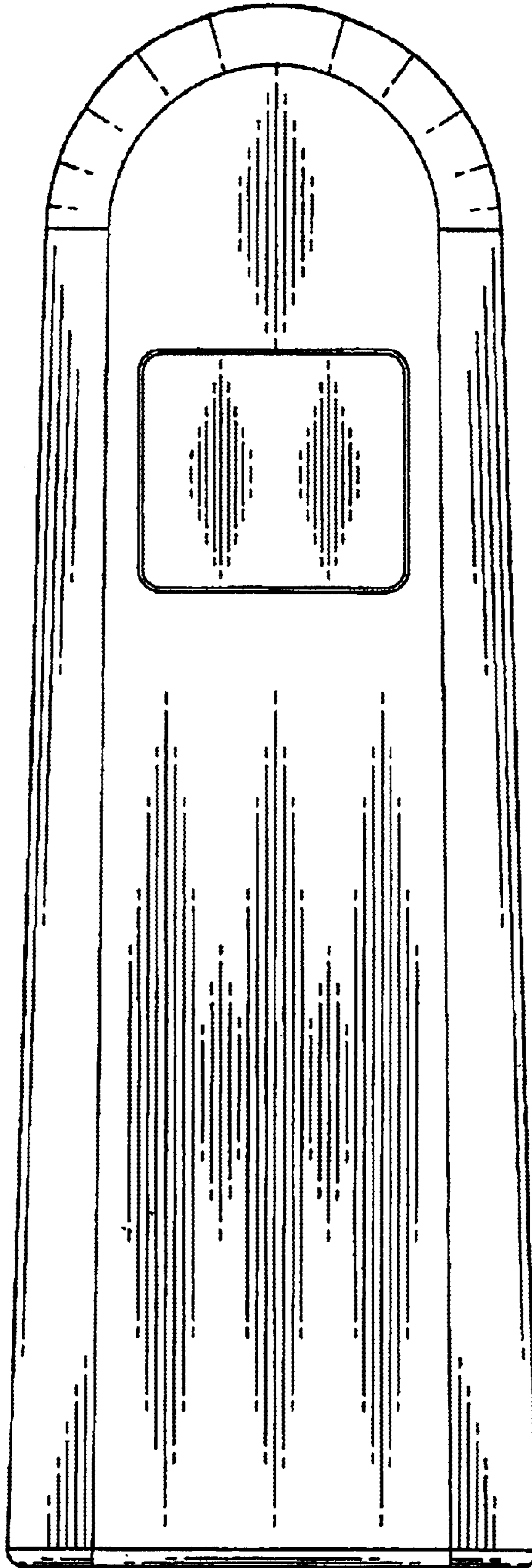


FIG. 3

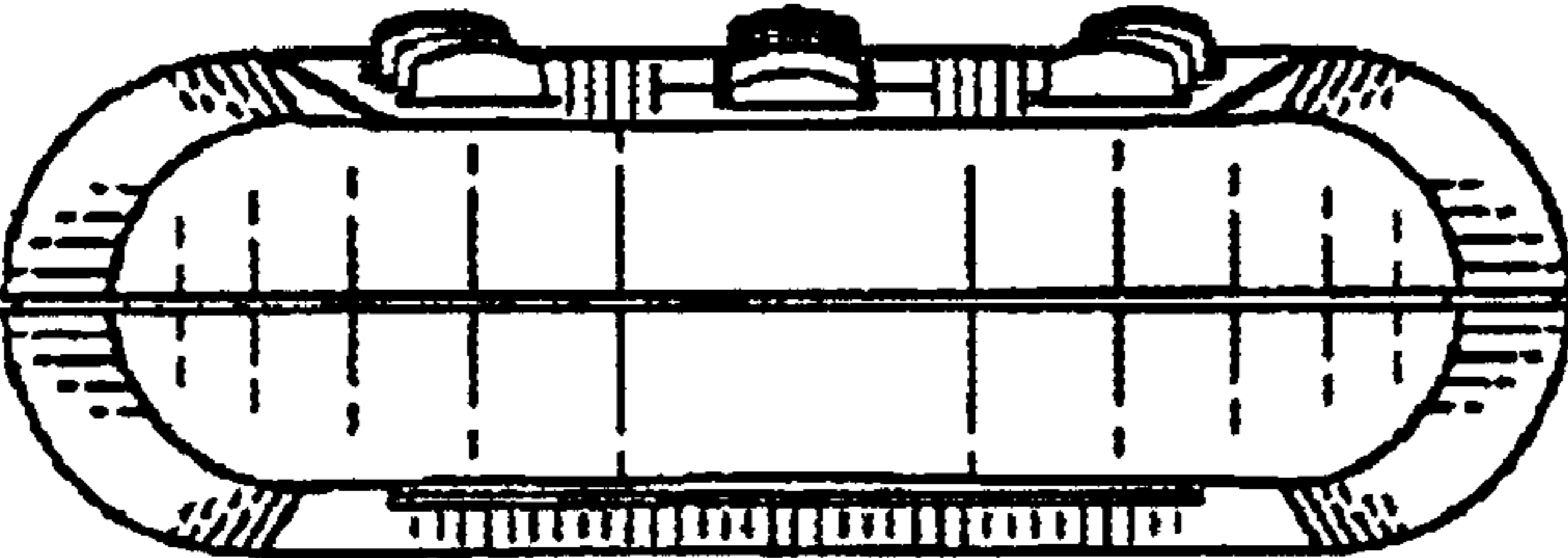


FIG. 4




FIG. 5

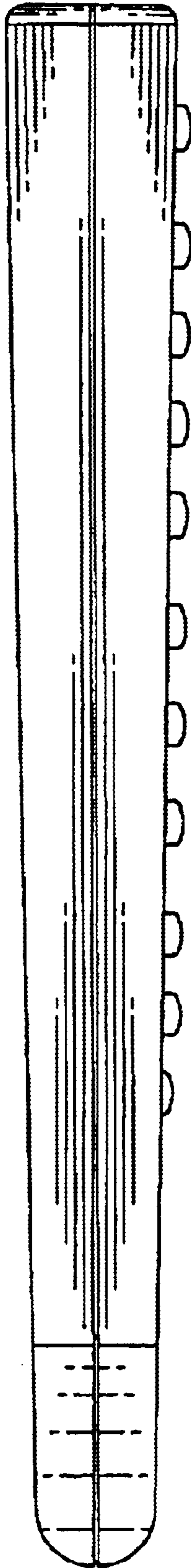


FIG. 6

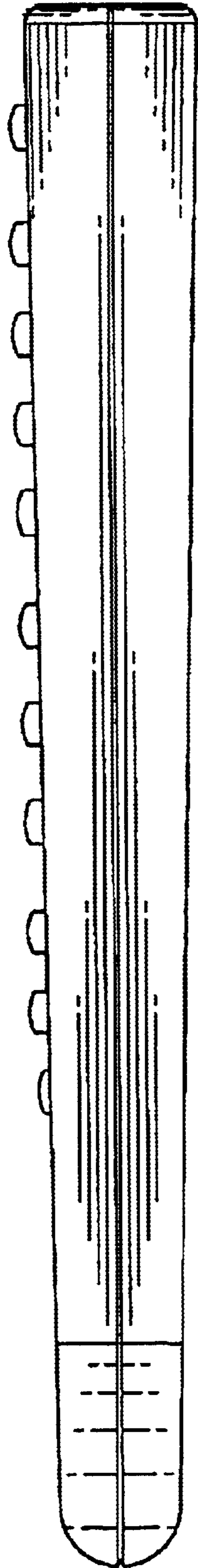


FIG. 7