

US00D500491S

(12) **United States Design Patent**
Eroma et al.

(10) **Patent No.:** **US D500,491 S**
(45) **Date of Patent:** **** Jan. 4, 2005**

(54) **HEADSET**

(75) Inventors: **Valtteri Eroma, Helsinki (FI); Sami Lehtovaara, Masku (FI)**

(73) Assignee: **Nokia Corporation, Espoo (FI)**

(**) Term: **14 Years**

(21) Appl. No.: **29/195,411**

(22) Filed: **Dec. 12, 2003**

(30) **Foreign Application Priority Data**

Jun. 13, 2003 (FI) M20030170

(51) **LOC (7) Cl.** **14-01**

(52) **U.S. Cl.** **D14/205; D14/223**

(58) **Field of Search** **D14/192, 205, D14/206, 223; 379/430, 437; 381/381, 374-379**

(56) **References Cited**

U.S. PATENT DOCUMENTS

3,984,645	A	*	10/1976	Kresch	379/430
4,942,617	A	*	7/1990	Boylan	381/182
D314,964	S	*	2/1991	Chung	D14/192
D316,550	S	*	4/1991	Sogabe	D14/168
D448,359	S	*	9/2001	Do et al.	D14/223

* cited by examiner

Primary Examiner—Paula A. Greene
(74) *Attorney, Agent, or Firm*—Banner & Witcoff, Ltd.

(57) **CLAIM**

The ornamental design for a headset, as shown and described.

DESCRIPTION

FIG. 1 is a front view photograph of a headset showing our new design;

FIG. 1 is a front view photograph of a headset showing our new design;

FIG. 2 is a front perspective view photograph thereof;

FIG. 2 is a front perspective view photograph thereof;

FIG. 3 is a rear view photograph thereof;


FIG. 4 is a front perspective view photograph of the headset of FIG. 1 with an ear piece element in another position;

FIG. 5 is a rear perspective view photograph of the headset of FIG. 1 with an ear piece element in another position;

FIG. 6 is a right side view photograph of the headset of FIG. 1 with an ear piece element in another position; and,

FIG. 7 is a left side view photograph of the headset of FIG. 1 with an ear piece element in another position.

1 Claim, 4 Drawing Sheets






FIG. 1




FIG. 2




FIG. 3



FIG. 4



FIG. 5




FIG. 6




FIG. 7