

US00D500472S

(12) **United States Design Patent** (10) **Patent No.:** **US D500,472 S**
Campana et al. (45) **Date of Patent:** **** Jan. 4, 2005**

(54) **TIRE**

D487,722 S * 3/2004 Nonaka D12/600

(75) Inventors: **Luigi Campana**, Milan (IT);
Alessandro Castellini, Milan (IT)

(73) Assignee: **Pirelli Pneumatici S.p.A.**, Milan (IT)

(**) Term: **14 Years**

(21) Appl. No.: **29/190,888**

(22) Filed: **Sep. 30, 2003**

(30) **Foreign Application Priority Data**

Apr. 1, 2003 (EP) 4692-0001/00

(51) **LOC (7) Cl.** **12-15**

(52) **U.S. Cl.** **D12/583**; D12/598; D12/900

(58) **Field of Search** D12/579, 582-585,
D12/600, 603, 900-901; 152/209.1, 209.9,
209.13, 209.25

(56) **References Cited**

U.S. PATENT DOCUMENTS

D210,438 S * 3/1968 Hawkinson D12/587

OTHER PUBLICATIONS

GT Radial Maxmiler 6/8 PR Tire, 2002 Tread Design Guide,
p. 87. 4/2.*

Michelin XRV Tire, 2002 Tread Design Guide, p. 97. 3/2.*

Dunlop SP581 Tire, 2002 Tread Design Guide, p. 123. 3/1.*

* cited by examiner

Primary Examiner—Robert M. Spear

(74) *Attorney, Agent, or Firm*—Finnegan, Henderson,
Farabow, Garrett & Dunner, L.L.P.

(57) **CLAIM**

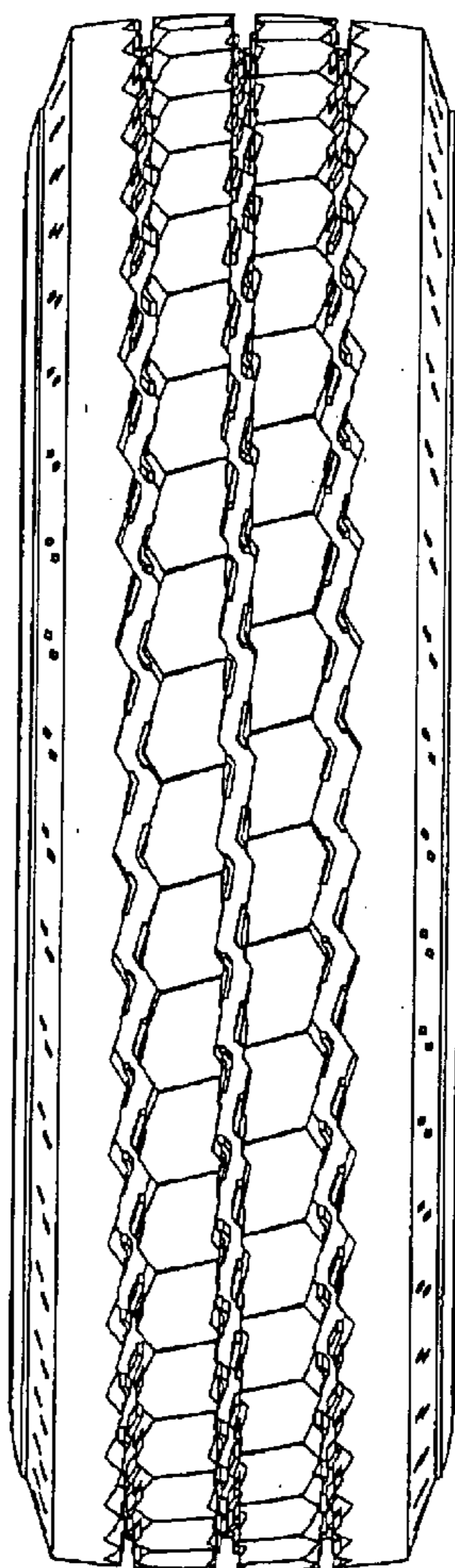
The ornamental design for a tire, as shown and described.

DESCRIPTION

FIG. 1 is a front-perspective view of a tire of our new design;
FIG. 2 is a front view of our new design, the top, and bottom
views being identical thereto, the rear view being identical
in configuration, but inverted; and,

FIG. 3 is a right-side view of our new design, the left-side
view being identical thereto.

1 Claim, 3 Drawing Sheets



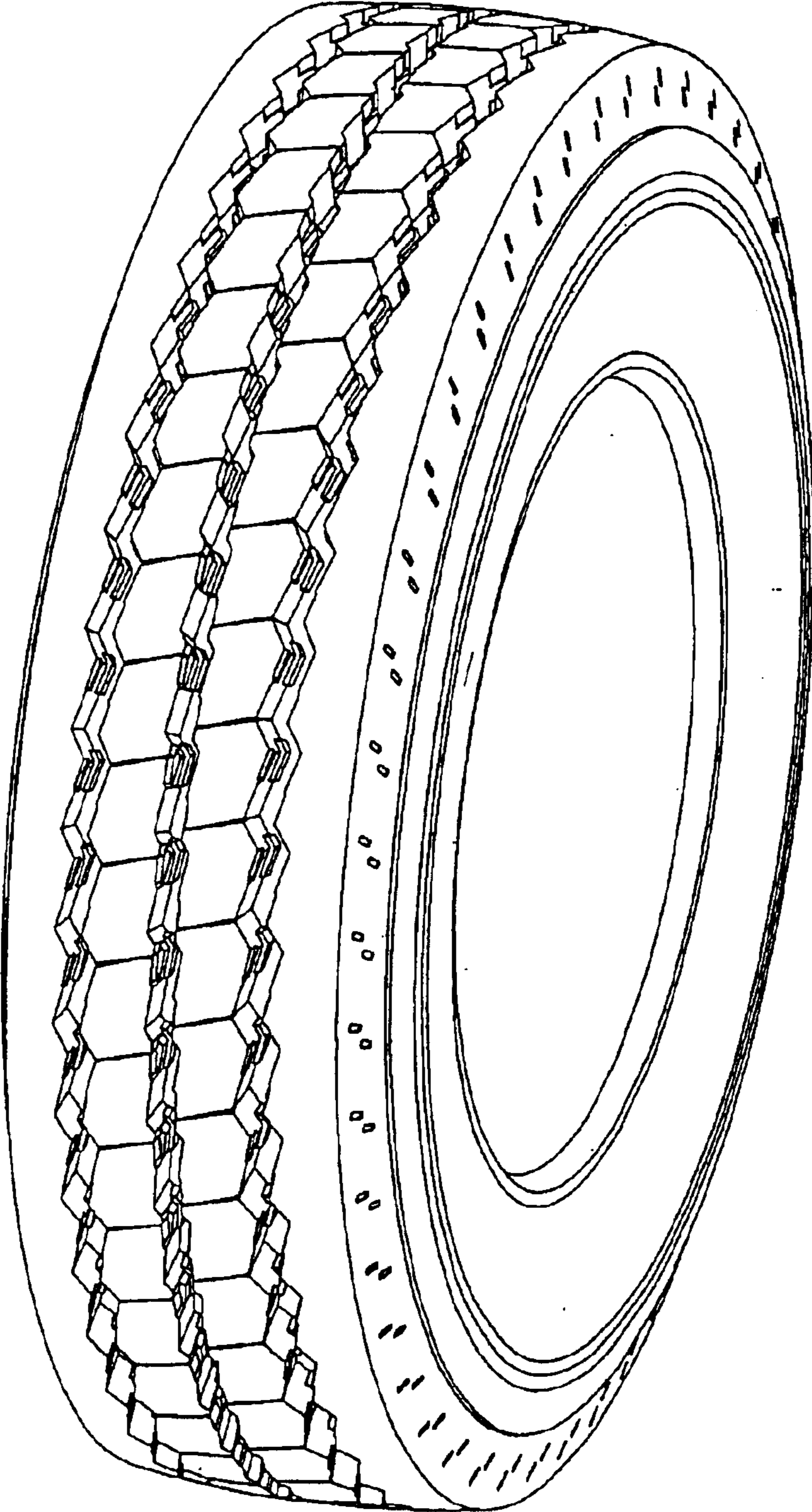


FIG 1

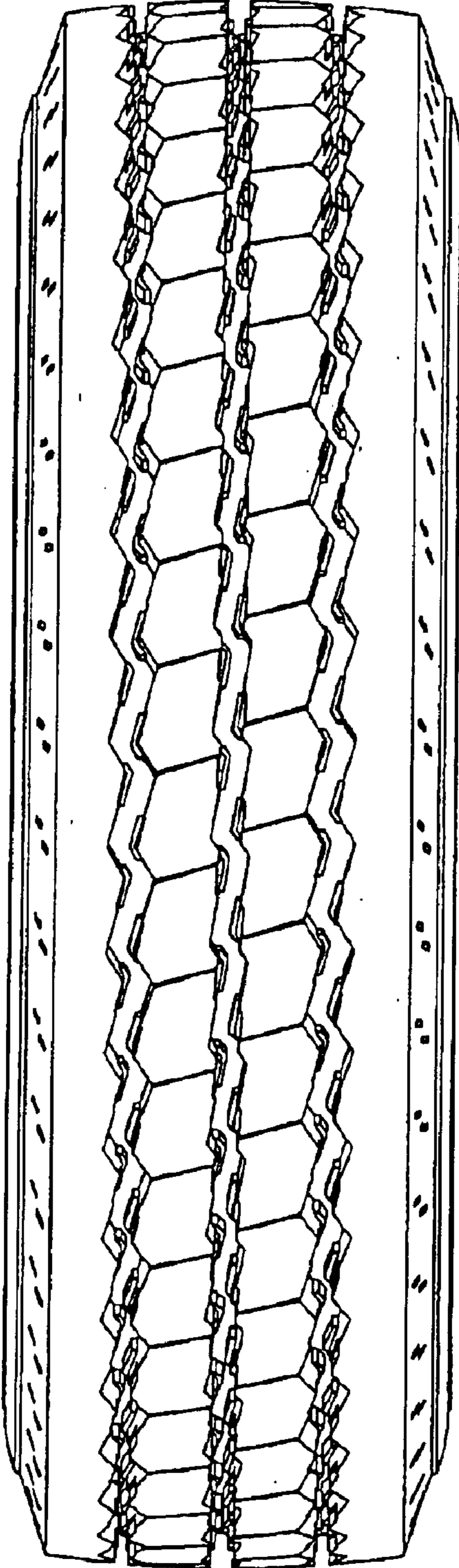


FIG 2

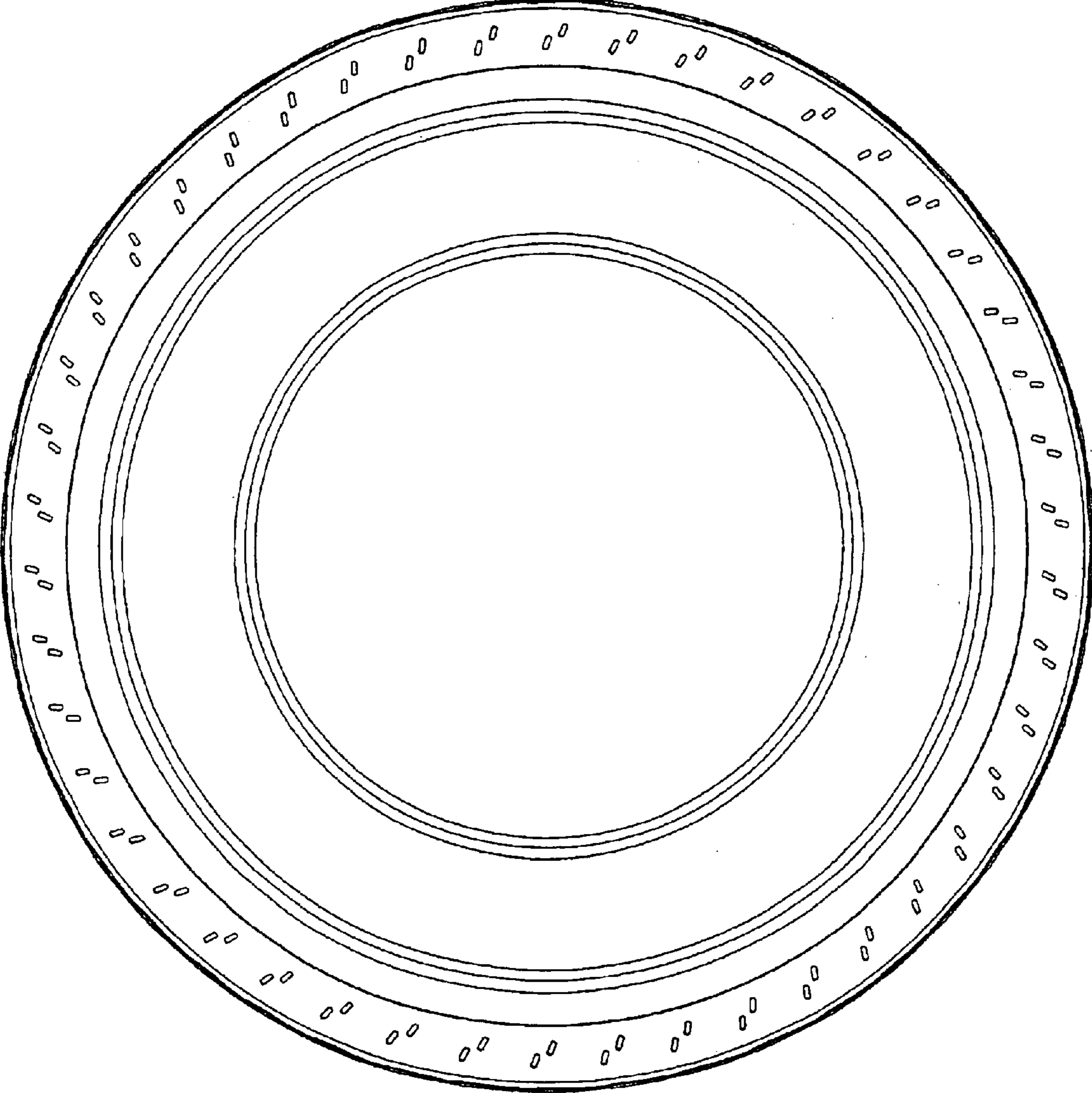


FIG. 3