

US00D500471S

(12) **United States Design Patent** (10) **Patent No.:** **US D500,471 S**  
**Wheatley** (45) **Date of Patent:** **\*\* Jan. 4, 2005**

(54) **CARGO TIE-DOWN RAILS**

(76) **Inventor:** **Donald G. Wheatley**, 4451 Ford Rd.,  
Ann Arbor, MI (US) 48105

(\*\*) **Term:** **14 Years**

(21) **Appl. No.:** **29/194,379**

(22) **Filed:** **Nov. 21, 2003**

(51) **LOC (7) Cl.** ..... **12-16**

(52) **U.S. Cl.** ..... **D12/414**

(58) **Field of Search** ..... D12/414-414.1,  
D12/406, 93; 410/101-106, 97, 150, 115,  
108-110; 242/395; D8/382, 384; 296/32,  
36, 41-43, 39; 248/499, 503; 105/390

(56) **References Cited**

**U.S. PATENT DOCUMENTS**

D144,900 S	*	6/1946	Boepple	.....	D12/414
D212,530 S	*	10/1968	Smith	.....	D12/414
D272,817 S	*	2/1984	Mareydt	.....	D12/414
D295,619 S	*	5/1988	Reeve	.....	D12/414
D299,017 S	*	12/1988	Renn et al.	.....	D12/414
D301,134 S	*	5/1989	Ellison	.....	D12/414
D354,722 S	*	1/1995	Medby	.....	D12/414
D395,032 S	*	6/1998	Bennett, Jr.	.....	D12/414
D400,846 S	*	11/1998	Laivins et al.	.....	D12/414
D404,355 S	*	1/1999	Denny et al.	.....	D12/414
D460,039 S	*	7/2002	Smith	.....	D12/414
D491,878 S	*	6/2004	Wheatley	.....	D12/414

\* cited by examiner

*Primary Examiner*—Stacia Cadmus  
*(74) Attorney, Agent, or Firm*—Alex Rhodes

(57) **CLAIM**

The ornamental design for cargo tie-down rails, as shown and described.

**DESCRIPTION**

FIG. 1 is a plan view of a pick-up truck drawn in phantom and a pair of tie-down cargo rails showing my new design.

FIG. 2 is a side view of the pick-up truck and pair of tie-down cargo rails.

FIG. 3 is an enlarged cross-sectional view taken on the line 3—3 in FIG. 2.

FIG. 4 is an enlarged front view of one of the tie-down cargo rails.

FIG. 5 is an enlarged broken plan view of the tie-down cargo rail.

FIG. 6 is an enlarged broken front view of the tie-down cargo rail.


FIG. 7 is an enlarged end view of the tie-down cargo rail; and,

FIG. 8 is an enlarged rear view of the tie-down cargo rail.

The broken line showing of environment is for illustrative purposes only and forms no part of the claimed design.

FIGS. 5, 6 and 8 are shown broken away for ease of illustration.

**1 Claim, 2 Drawing Sheets**






FIG. 1

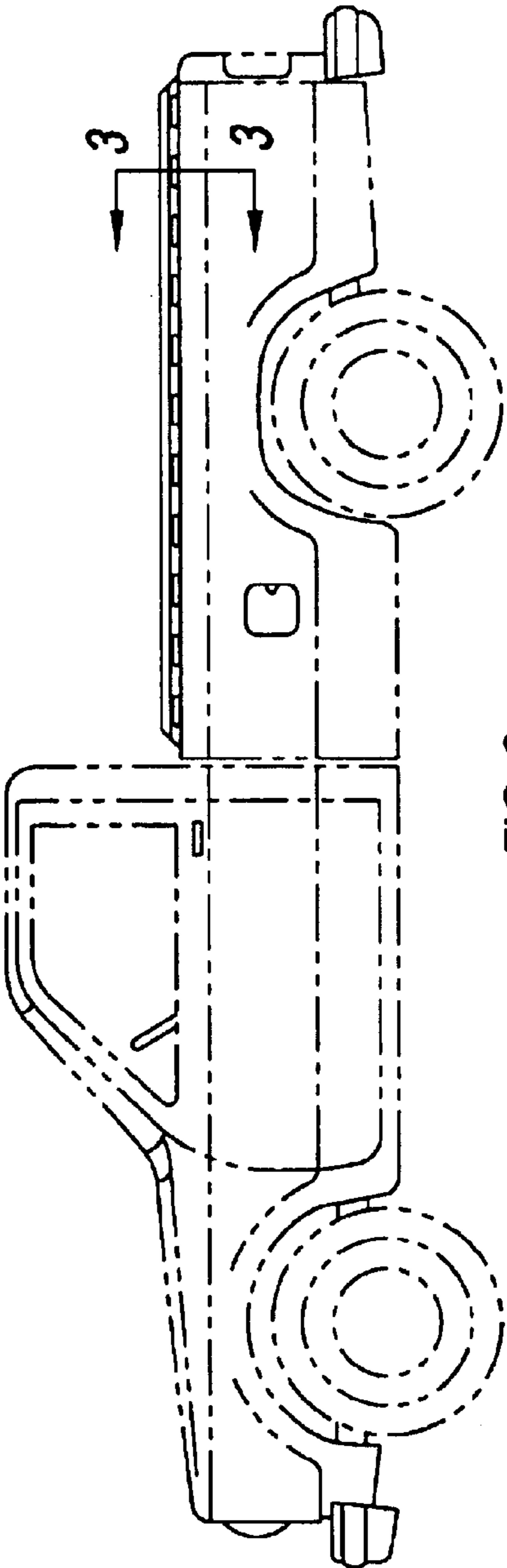


FIG. 2

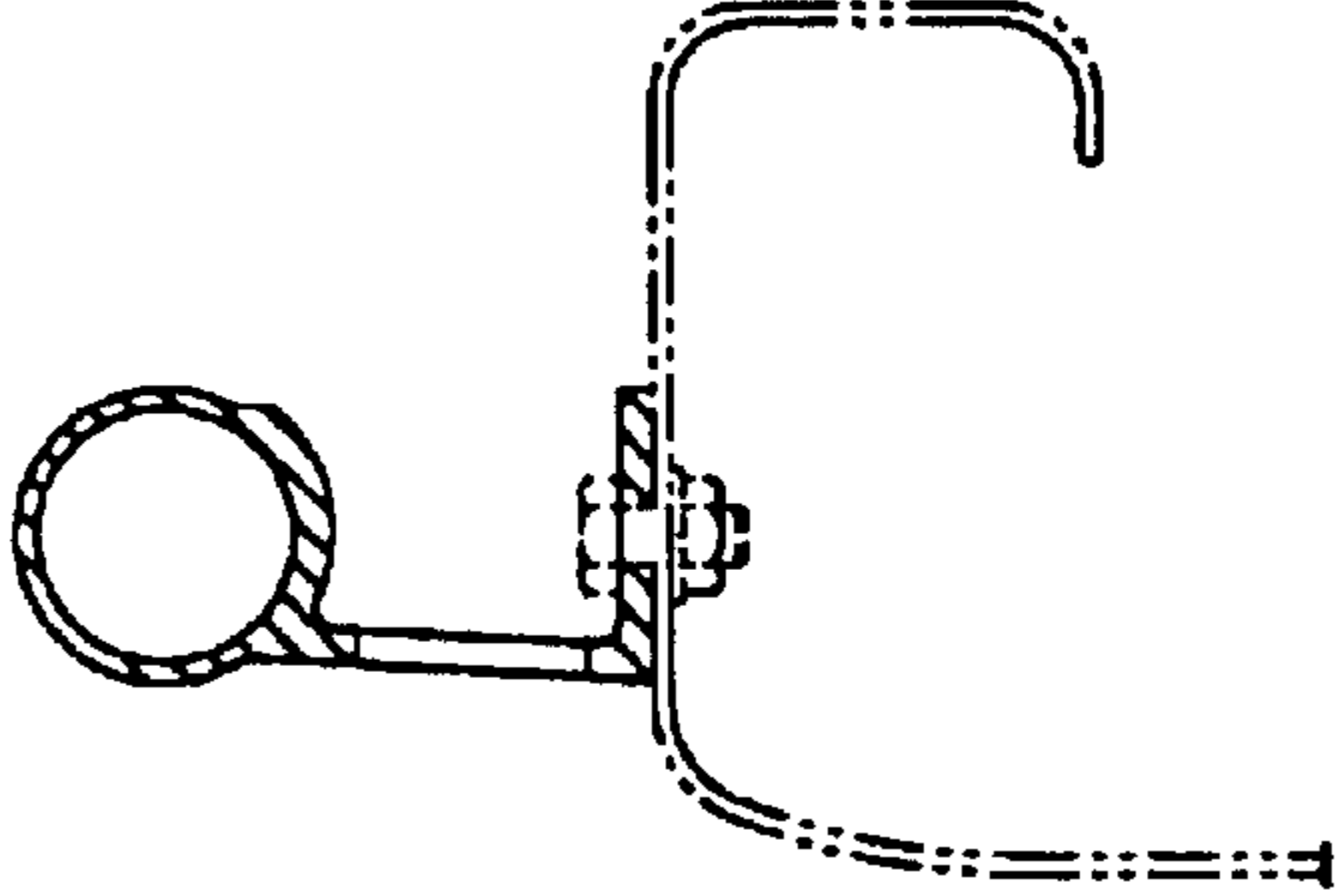


FIG. 3




FIG. 4

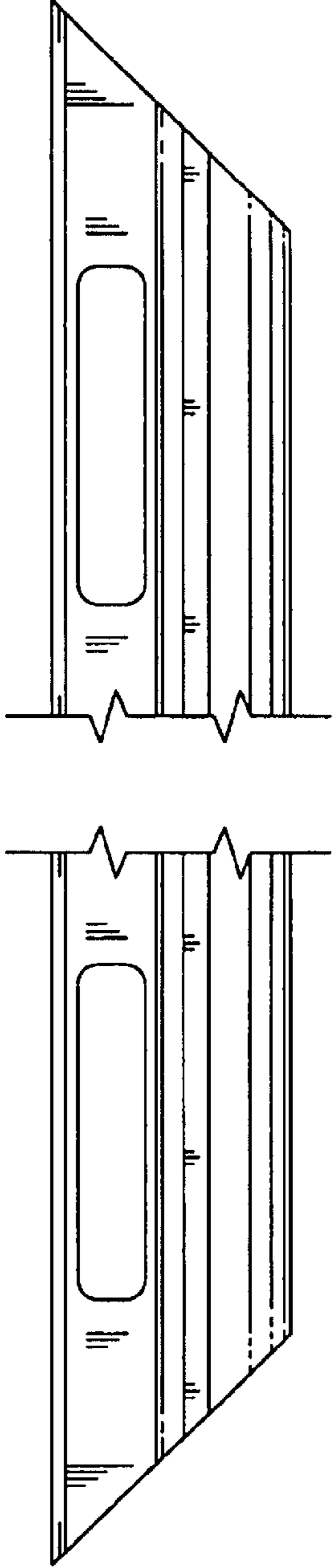


FIG. 8

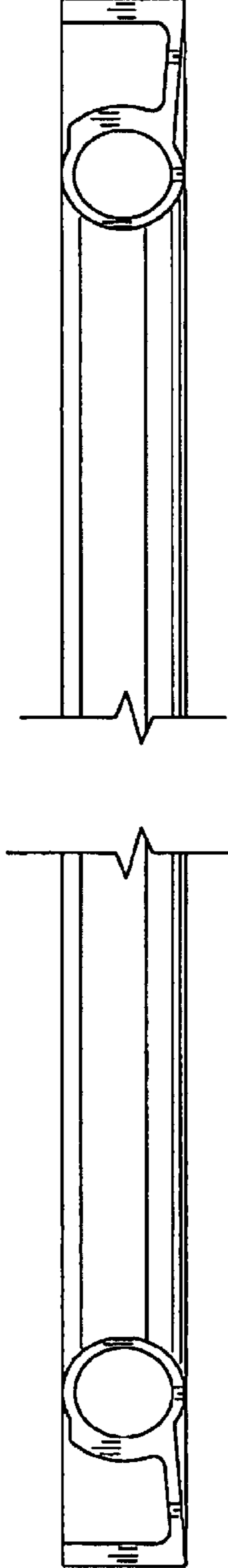


FIG. 5

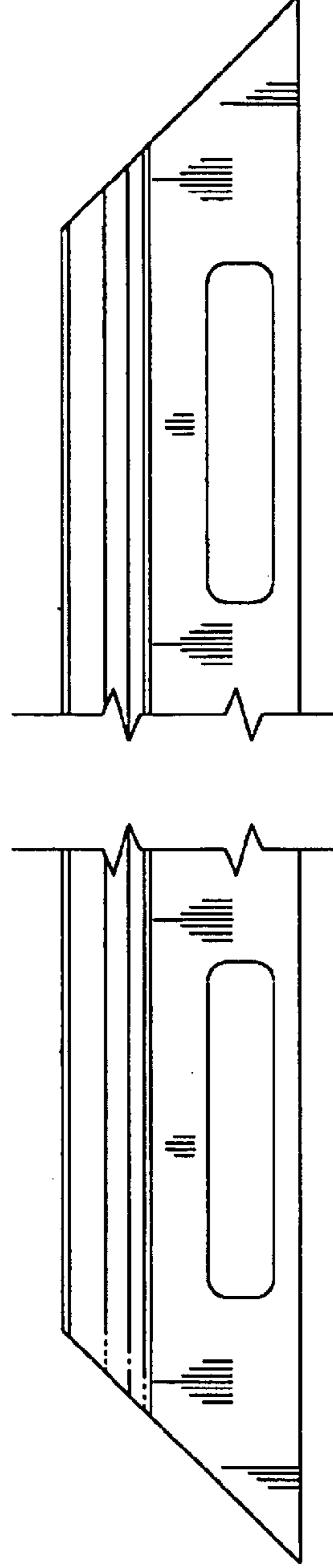


FIG. 6

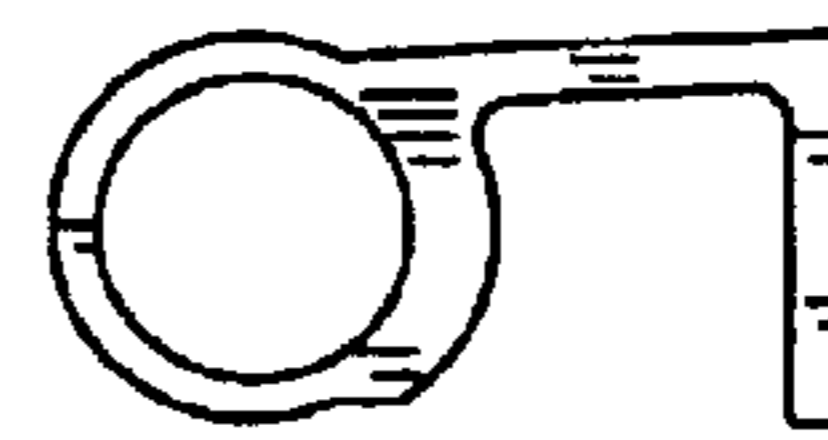


FIG. 7