

US00D500468S

(12) **United States Design Patent**  
**Barnes**

(10) **Patent No.:** **US D500,468 S**

(45) **Date of Patent:** **\*\* Jan. 4, 2005**

(54) **EXHAUST PIPE COVER**

(76) **Inventor:** **Leonard Barnes, 3744 37<sup>th</sup> Ave. South,  
#3603, St. Petersburg, FL (US) 33711**

(\*\*) **Term:** **14 Years**

(21) **Appl. No.:** **29/186,781**

(22) **Filed:** **Jul. 22, 2003**

(51) **LOC (7) Cl.** ..... **12-16**

(52) **U.S. Cl.** ..... **D12/194**

(58) **Field of Search** ..... D12/194, 197,  
D12/199, 400, 114, 162; D9/307, 441, 451;  
181/227, 228, 239, 241; D8/305, 310; D29/102-107;  
D11/157-158; 211/14; 280/477, 507, 490.1,  
511

(56) **References Cited**

**U.S. PATENT DOCUMENTS**

D191,509 S \* 10/1961 Feinberg ..... D12/194  
6,085,863 A \* 7/2000 Shuen ..... D12/194  
D485,222 S \* 1/2004 Kerr ..... D12/194

D489,662 S \* 5/2004 Barnes ..... D12/194  
D489,663 S \* 5/2004 Barnes ..... D12/194  
D489,664 S \* 5/2004 Barnes ..... D12/194  
D490,037 S \* 5/2004 Barnes ..... D12/194  
D494,116 S \* 8/2004 Barnes ..... D12/194

\* cited by examiner

*Primary Examiner*—Stacia Cadmus

(74) *Attorney, Agent, or Firm*—Pendorf & Cutliff

(57) **CLAIM**

The ornamental design for an exhaust pipe cover, as shown and described.

**DESCRIPTION**

FIG. 1 is a front view of the exhaust pipe cover of the present design;

FIG. 2 is a rear view of the design shown in FIG. 1;

FIG. 3 is a left side view of the design shown in FIG. 1, the right side view being a mirror image thereof;

FIG. 4 is a top plan view of the design shown in FIG. 1; and,

FIG. 5 is a bottom plan view of the design shown in FIG. 1.

**1 Claim, 2 Drawing Sheets**

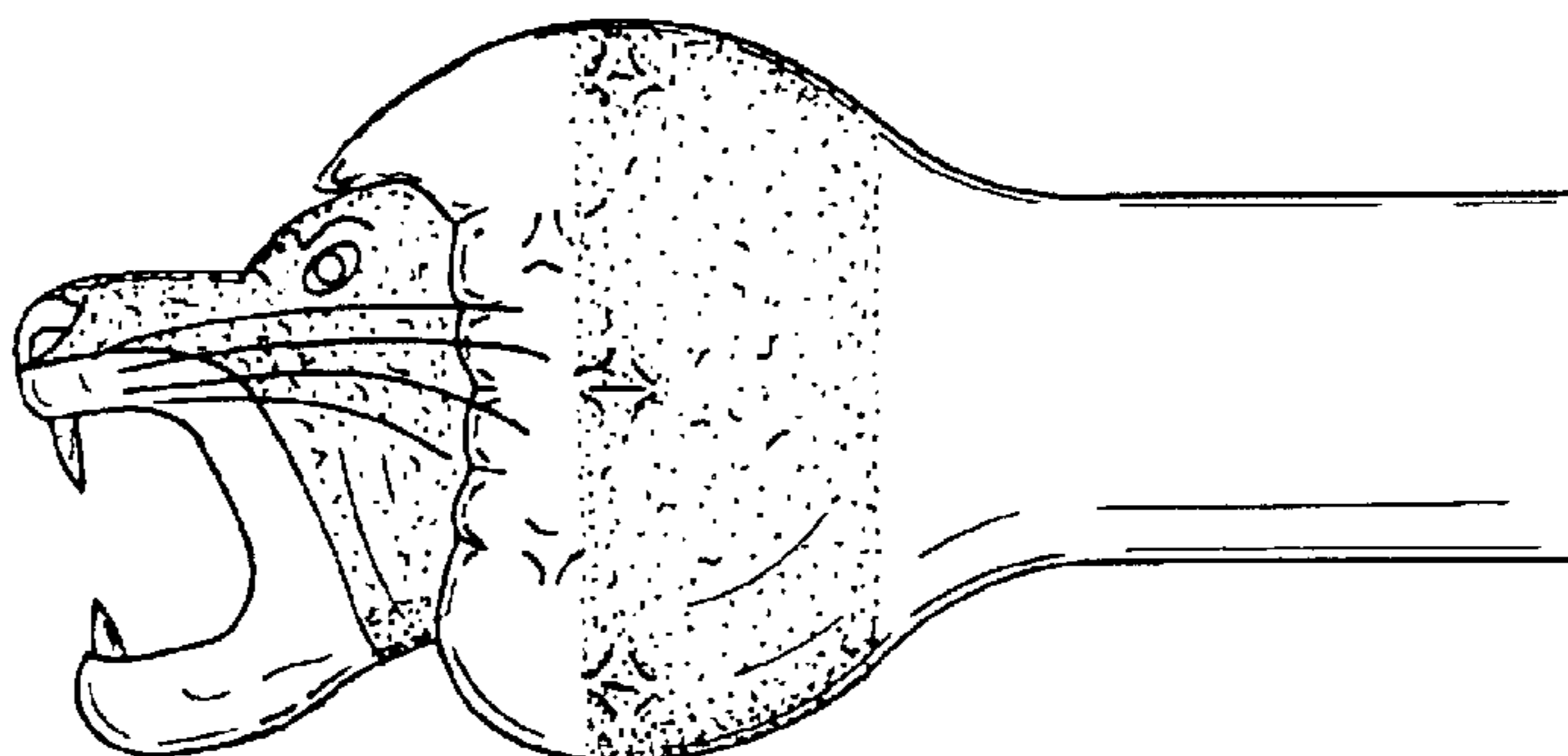




FIG 1

FIG 2

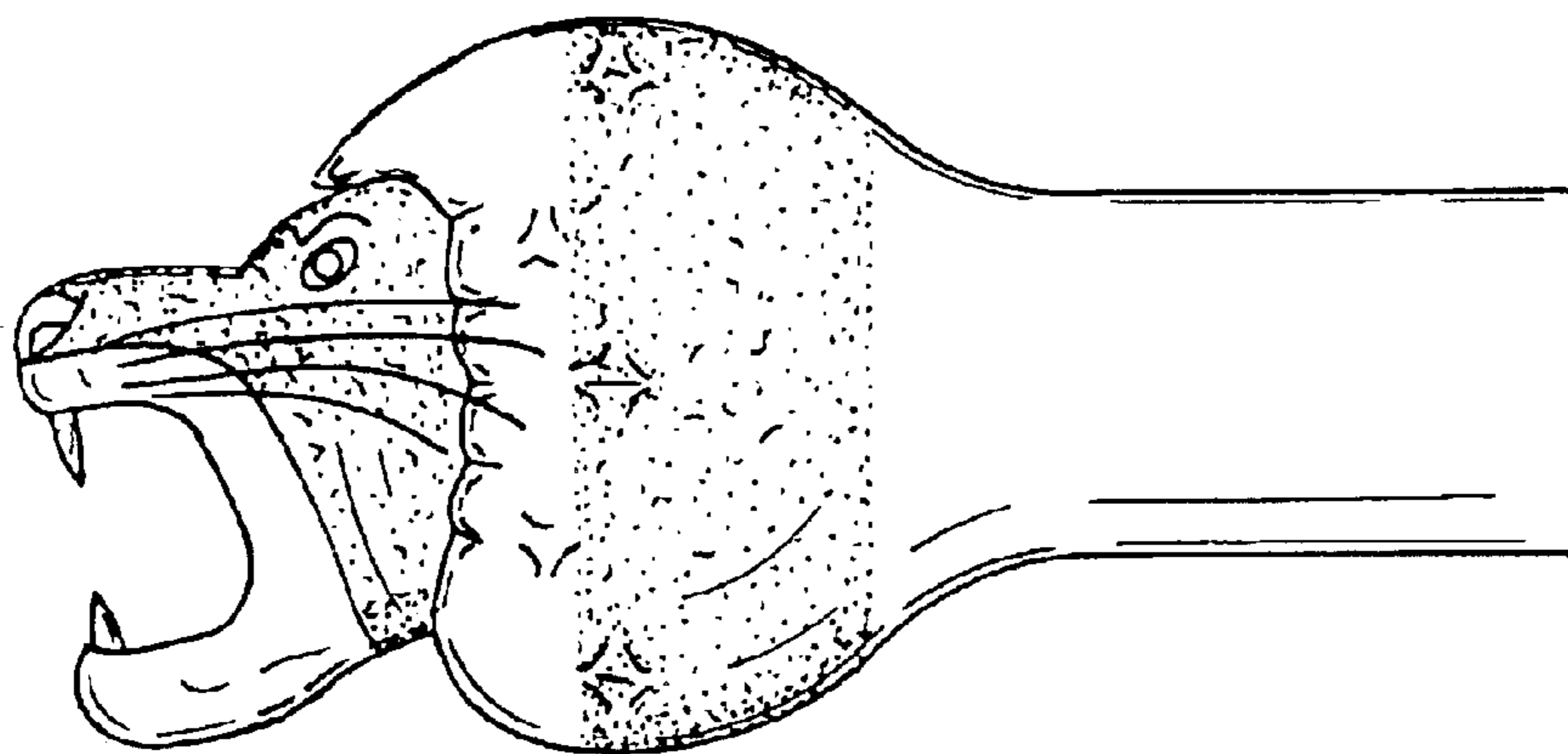
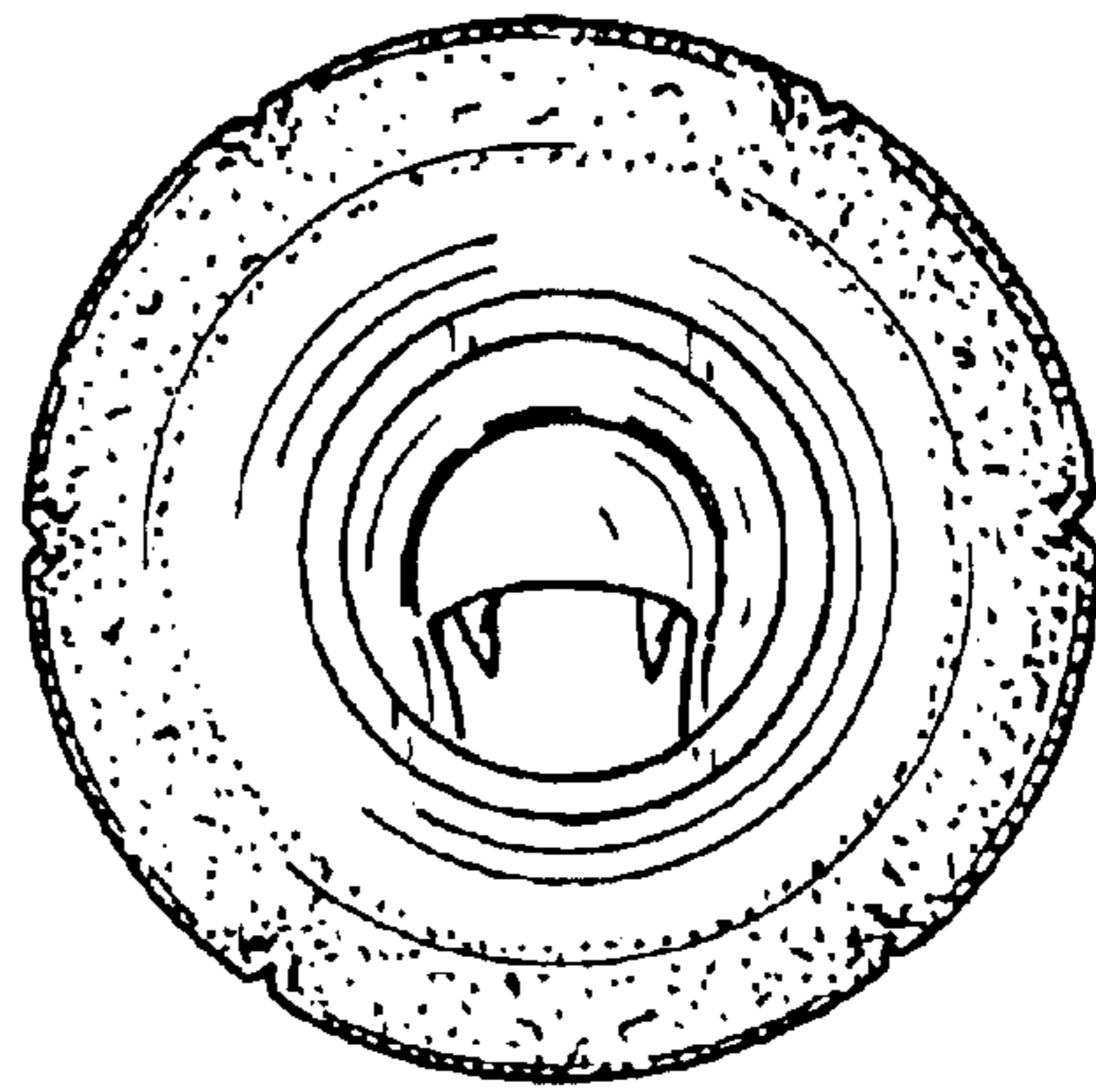


FIG 3

FIG 4

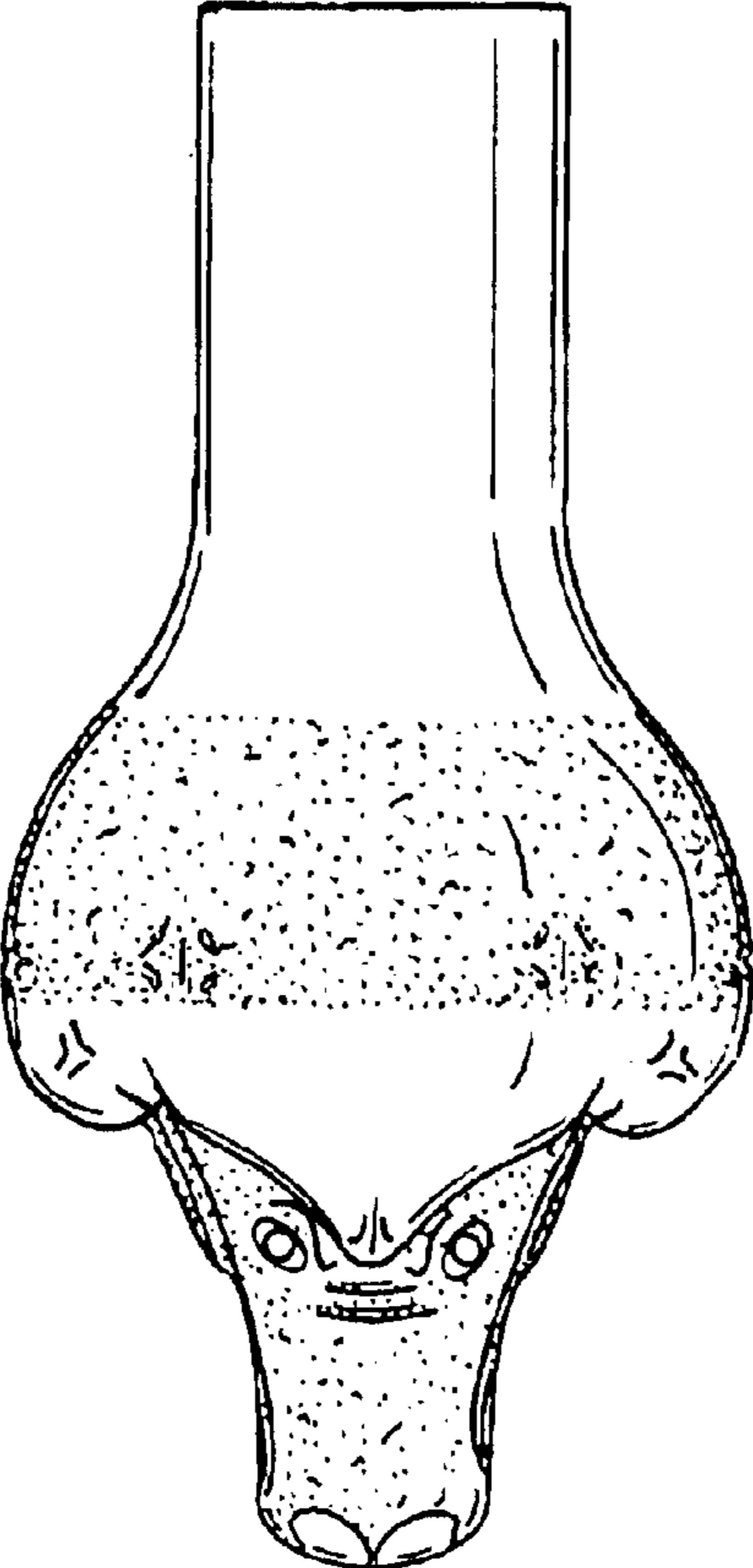


FIG 5

