

US00D500467S

(12) **United States Design Patent**
Schlachter

(10) **Patent No.: US D500,467 S**
(45) **Date of Patent: ** Jan. 4, 2005**

(54) **VEHICLE REAR END WING**
(75) Inventor: **Mark David Schlachter**, Covington,
KY (US)
(73) Assignee: **Dean's Dream, Ltd.**, Cincinnati, OH
(US)
(**) Term: **14 Years**

D455,382 S 4/2002 Gallitzendoerfer et al. D12/196
D460,933 S 7/2002 Newton D12/163
D460,935 S 7/2002 Newton D12/196
D465,180 S * 11/2002 Yokomaku D12/181
D466,063 S 11/2002 Schlachter D12/196
D467,843 S * 12/2002 Hatter D12/181
D469,393 S * 1/2003 Schlachter D12/196
D487,040 S * 2/2004 Iwata D12/181

(21) Appl. No.: **29/179,508**
(22) Filed: **Apr. 10, 2003**

Related U.S. Application Data

(63) Continuation-in-part of application No. 29/174,989, filed on Jan. 28, 2003, which is a continuation-in-part of application No. 29/169,261, filed on Oct. 15, 2002, which is a continuation-in-part of application No. 29/154,324, filed on Jan. 24, 2002, now Pat. No. Des. 469,393, which is a continuation-in-part of application No. 29/144,371, filed on Jun. 29, 2001, now abandoned.

(51) **LOC (7) Cl.** **12-16**
(52) **U.S. Cl.** **D12/181**
(58) **Field of Search** D12/181, 191,
D12/90-92, 196, 164; 280/848; 296/180.1-180.5,
82, 208, 185; 160/133, DIG. 1

(56) **References Cited**

U.S. PATENT DOCUMENTS

D401,890 S 12/1998 Larson et al. D12/91
D431,796 S 10/2000 Lagaay et al. D12/92
D435,815 S 1/2001 Larson D12/169
D435,817 S * 1/2001 Lai D12/181
D436,061 S 1/2001 Möbius et al. D12/92
D437,812 S 2/2001 Lai D12/169
D438,145 S 2/2001 Hatter D12/92
D438,146 S 2/2001 Larson D12/107
D438,497 S 3/2001 Yokomaku D12/190
D448,710 S 10/2001 Akana et al. D12/196
D449,254 S 10/2001 Larson D12/92

OTHER PUBLICATIONS

Mark Schlachter, Dean's Dream, *Bent Pylon*; Ohio Valley Region / Porsche Club of America; Sep. 2001.
911 & Porsche World; Apr. 2002.
Keith Seume, Past Master, *911 & Porsche World*; May 2002.
Brochure: "Days gone by mark days to come".
Brochure: ". . . an extraordinary 550 Spyder-inspired Boxster . . .".
Web page from <http://www.deansdream.net>, posted Oct. 17, 2002.

* cited by examiner

Primary Examiner—Melody N. Brown

(74) *Attorney, Agent, or Firm*—Wood, Herron & Evans, LLP

(57) **CLAIM**

The ornamental design for a vehicle rear end wing, as shown and described.

DESCRIPTION

FIG. 1 is a perspective view of a vehicle rear end wing showing my new design, the broken lines are shown for illustrative purposes only and form no part of the claimed design;

FIG. 2 is a front elevational view thereof;

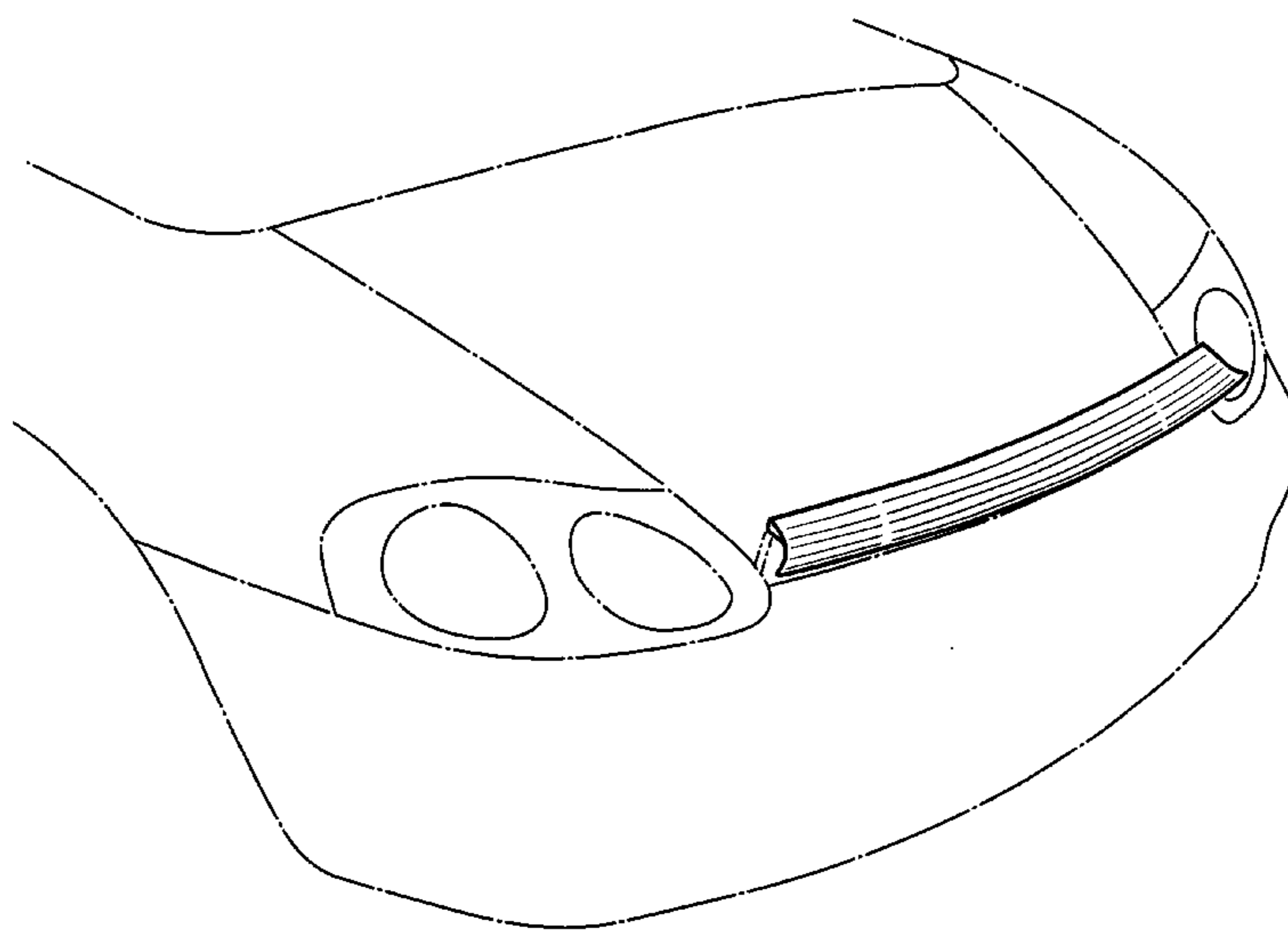
FIG. 3 is a left side elevational view thereof;

FIG. 4 is a rear elevational view thereof;

FIG. 5 is a top plan view thereof; and,

FIG. 6 is a bottom plan view thereof.

1 Claim, 2 Drawing Sheets



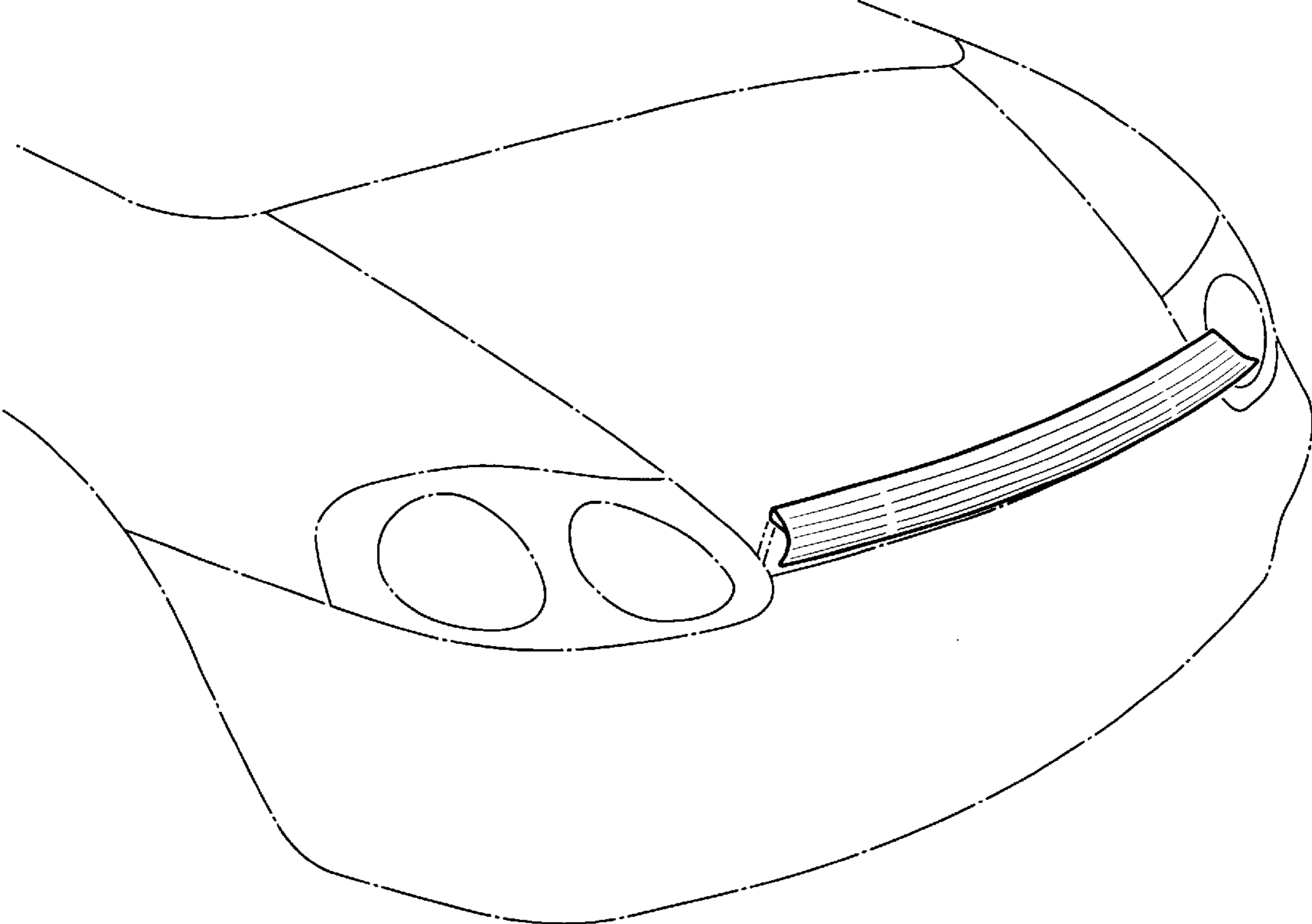


FIG. 1

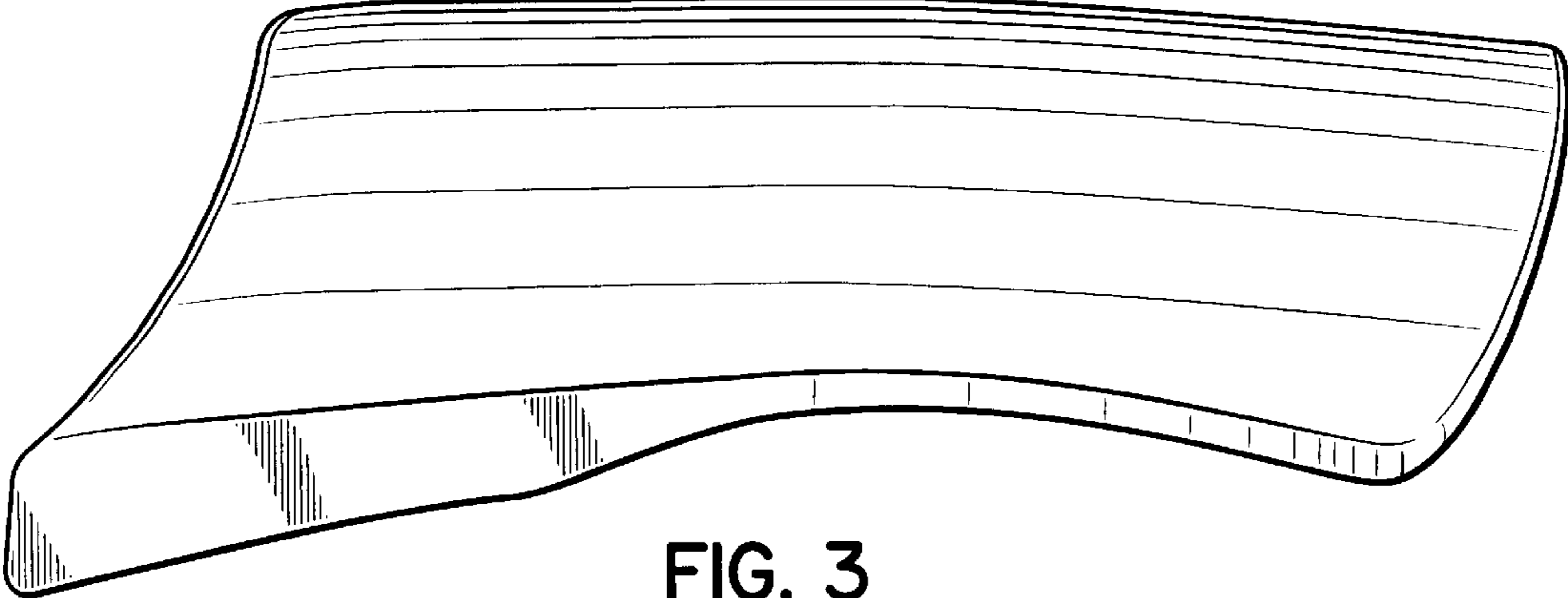


FIG. 3



FIG. 2



FIG. 4




FIG. 5

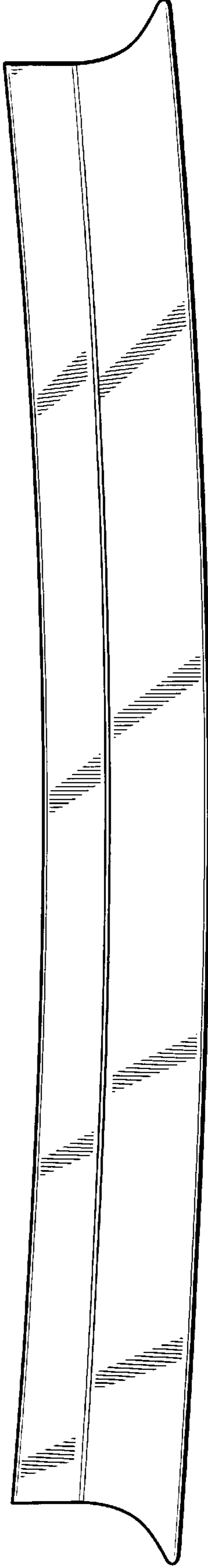


FIG. 6