

US00D500461S

(12) **United States Design Patent**  
**Noguchi et al.**

(10) **Patent No.:** **US D500,461 S**  
(45) **Date of Patent:** **\*\* Jan. 4, 2005**

(54) **TRUCK**

(75) Inventors: **Takashi Noguchi**, Yokohama (JP);  
**Toshio Yamashita**, San Diego, CA  
(US); **Diane T. Allen**, San Diego, CA  
(US)

(73) Assignee: **Nissan Motor Co., Ltd.**, Yokohama  
(JP)

(\*\*) Term: **14 Years**

(21) Appl. No.: **29/177,177**

(22) Filed: **Mar. 6, 2003**

(51) **LOC (7) Cl.** ..... **12-08**

(52) **U.S. Cl.** ..... **D12/98**

(58) **Field of Search** ..... D12/98, 93; 296/183,  
296/185, 186

(56) **References Cited**

**U.S. PATENT DOCUMENTS**

D430,068 S \* 8/2000 Castiglione et al. .... D12/98

D474,716 S \* 5/2003 Wakao ..... D12/98  
D479,158 S \* 9/2003 Hayashi et al. .... D12/98  
D494,105 S \* 8/2004 Hall et al. .... D12/98

\* cited by examiner

*Primary Examiner*—Melody N. Brown

(74) *Attorney, Agent, or Firm*—Foley & Lardner LLP

(57) **CLAIM**

The ornamental design for a truck, as shown and described.

**DESCRIPTION**

FIG. 1 is a front perspective view of the truck;  
FIG. 2 is a rear perspective view thereof;  
FIG. 3 is a right side view thereof;  
FIG. 4 is a bottom view thereof;  
FIG. 5 is a left side view thereof;  
FIG. 6 is a top plan view thereof;  
FIG. 7 is a front view thereof; and,  
FIG. 8 is a rear view thereof.

**1 Claim, 4 Drawing Sheets**




FIG. 1




FIG. 2




FIG. 3




FIG. 4




FIG. 5




FIG. 6




FIG. 7




FIG. 8

