

US00D500460S

(12) **United States Design Patent**
Allen et al.

(10) **Patent No.:** **US D500,460 S**
(45) **Date of Patent:** **** Jan. 4, 2005**

(54) **AUTOMOBILE BODY**

(75) Inventors: **Mark T Allen**, Oxford, MI (US); **John P Sgalia**, Farmington Hills, MI (US); **Donald A Renkert**, Royal Oak, MI (US)

(73) Assignee: **DaimlerChrysler Corporation**, Auburn Hills, MI (US)

(**) Term: **14 Years**

(21) Appl. No.: **29/202,674**

(22) Filed: **Apr. 2, 2004**

(51) **LOC (7) Cl.** **12-08**

(52) **U.S. Cl.** **D12/91**

(58) **Field of Search** D12/90-92, 86;
D21/424, 433; 296/185

(56) **References Cited**

U.S. PATENT DOCUMENTS

- D350,504 S 9/1994 Nixon D12/91
- D383,710 S * 9/1997 Guichard et al. D12/91
- D420,939 S * 2/2000 Faurote et al. D12/91

- D424,992 S 5/2000 Faurote D12/163
- D454,813 S * 3/2002 Boniface et al. D12/91
- D466,444 S * 12/2002 Meadows D12/91
- D472,850 S * 4/2003 Frasher et al. D12/91

* cited by examiner

Primary Examiner—Melody N. Brown

(74) *Attorney, Agent, or Firm*—Ralph E. Smith

(57) **CLAIM**

The ornamental design for an automobile body, as shown and described.

DESCRIPTION

FIG. 1 is a front perspective view of an automobile body showing our new design;

FIG. 2 is a side view thereof;


FIG. 3 is a front view thereof;

FIG. 4 is a rear view thereof; and,

FIG. 5 is a rear perspective view thereof.

It will be understood that the dashed lines presented in the drawings are for illustration only, and do not form a part of the claimed design.

1 Claim, 4 Drawing Sheets



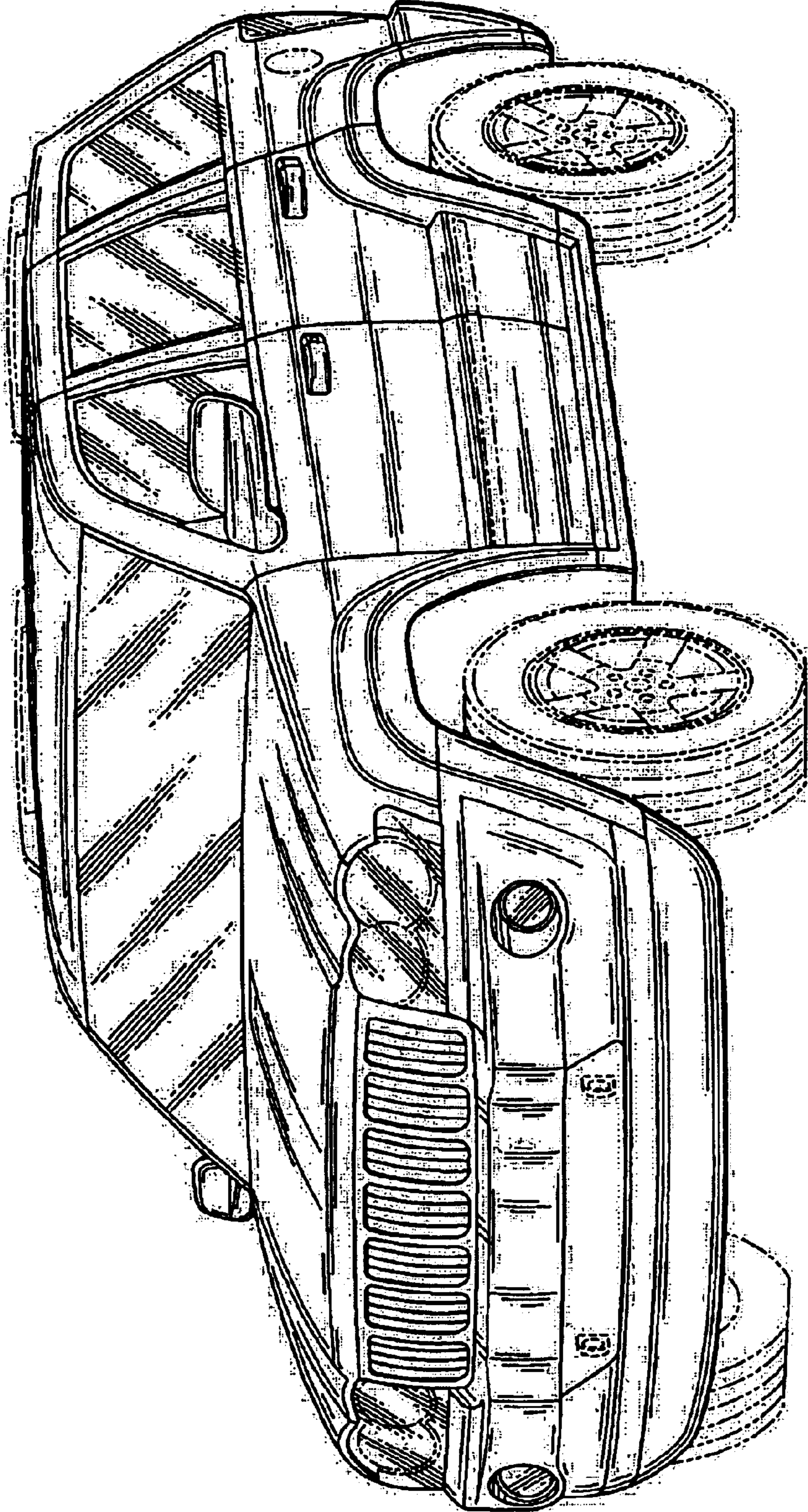


Fig. 1

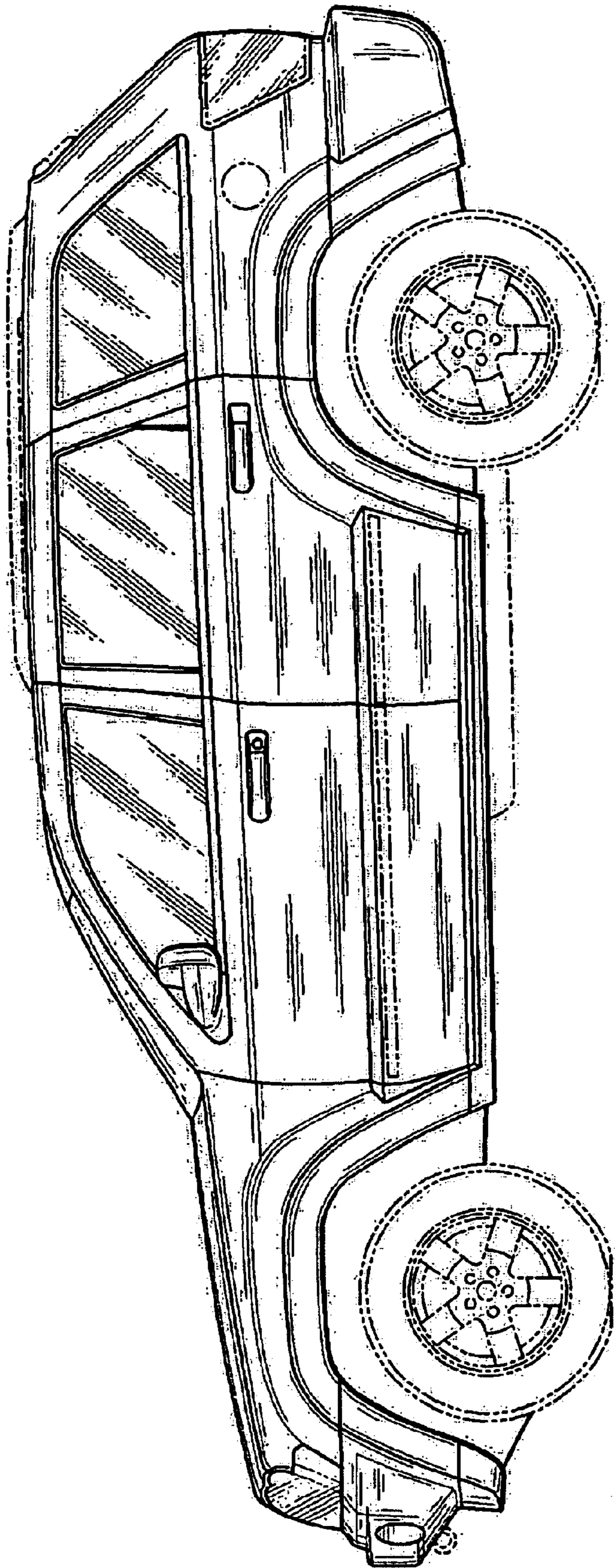


Fig. 2




Fig. 3

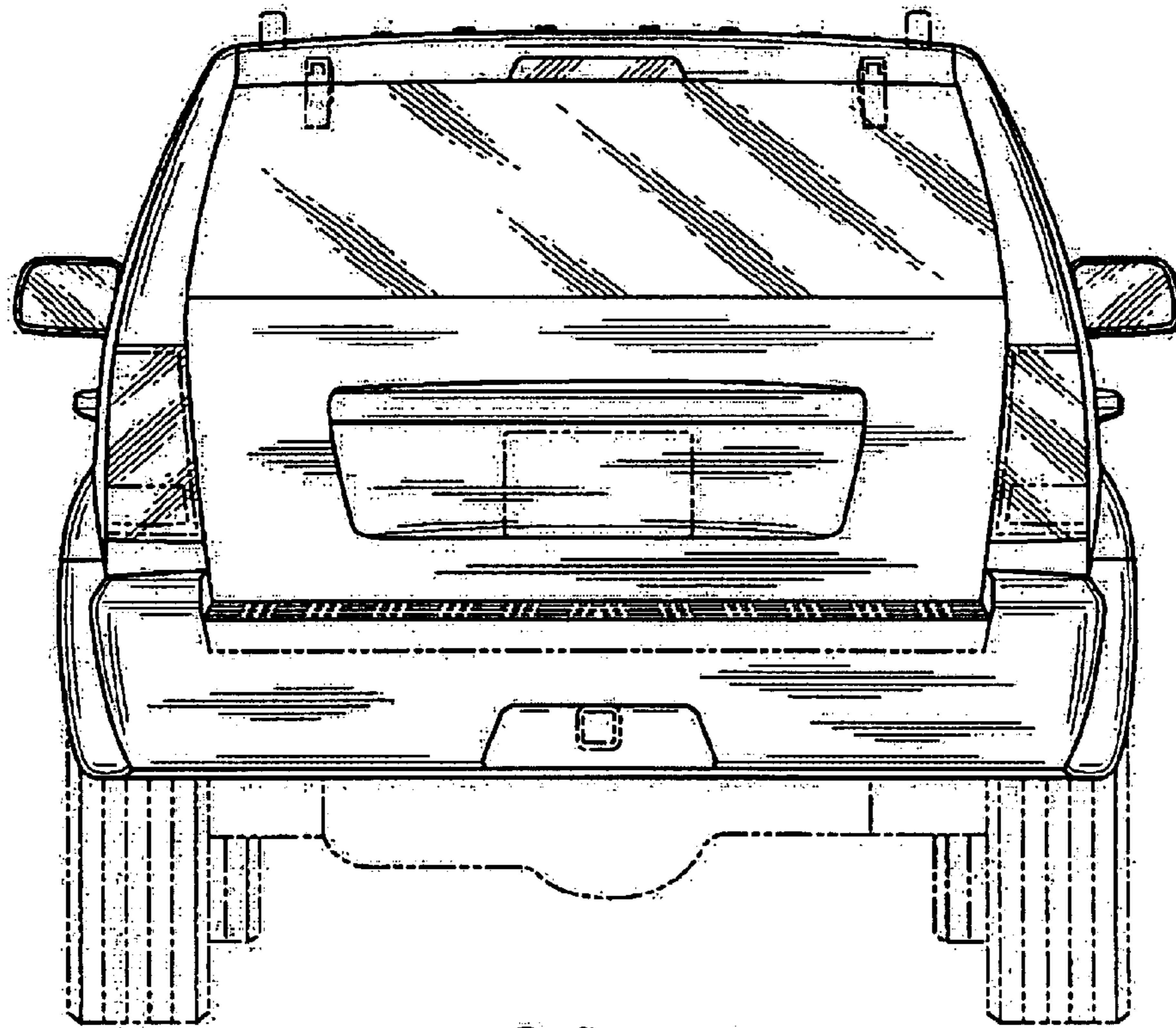


Fig. 4

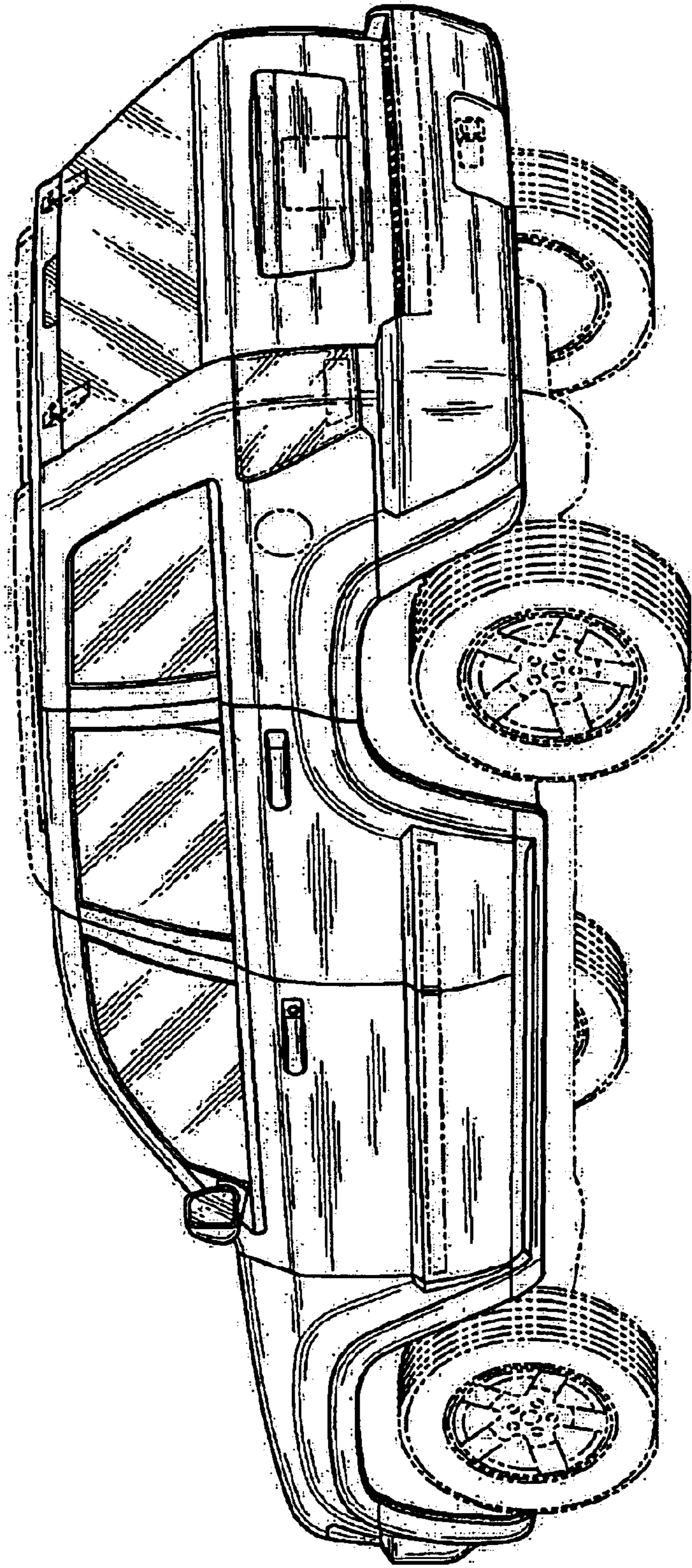


Fig. 5