

US00D500456S

(12) **United States Design Patent**
Calvani

(10) **Patent No.:** **US D500,456 S**
(45) **Date of Patent:** **** Jan. 4, 2005**

(54) **WATCH BEZEL**

(75) **Inventor:** **Maria Cristina Calvani, Cologny (CH)**

(73) **Assignee:** **Rolex Watch U.S.A. Inc., New York, NY (US)**

(**) **Term:** **14 Years**

(21) **Appl. No.:** **29/197,118**

(22) **Filed:** **Jan. 9, 2004**

(30) **Foreign Application Priority Data**

Jul. 9, 2003 (CH) 129829

(51) **LOC (7) Cl.** **10-05**

(52) **U.S. Cl.** **D10/128**

(58) **Field of Search** D10/1-40, 122-132;
368/276-277, 285, 316-317, 294-295

(56) **References Cited**

U.S. PATENT DOCUMENTS

- D381,595 S * 7/1997 Kennedy D10/128
- D399,447 S * 10/1998 Pandel D10/128
- D400,463 S * 11/1998 Cappannelli D10/128
- D494,492 S * 8/2004 Pibouleau D10/128

OTHER PUBLICATIONS

Swiss Watch & Jewelry Journal—Feb. 1989—p. 469—Watch at left.*

* cited by examiner

Primary Examiner—Nelson C. Holtje

(74) *Attorney, Agent, or Firm*—Morgan & Finnegan, LLP

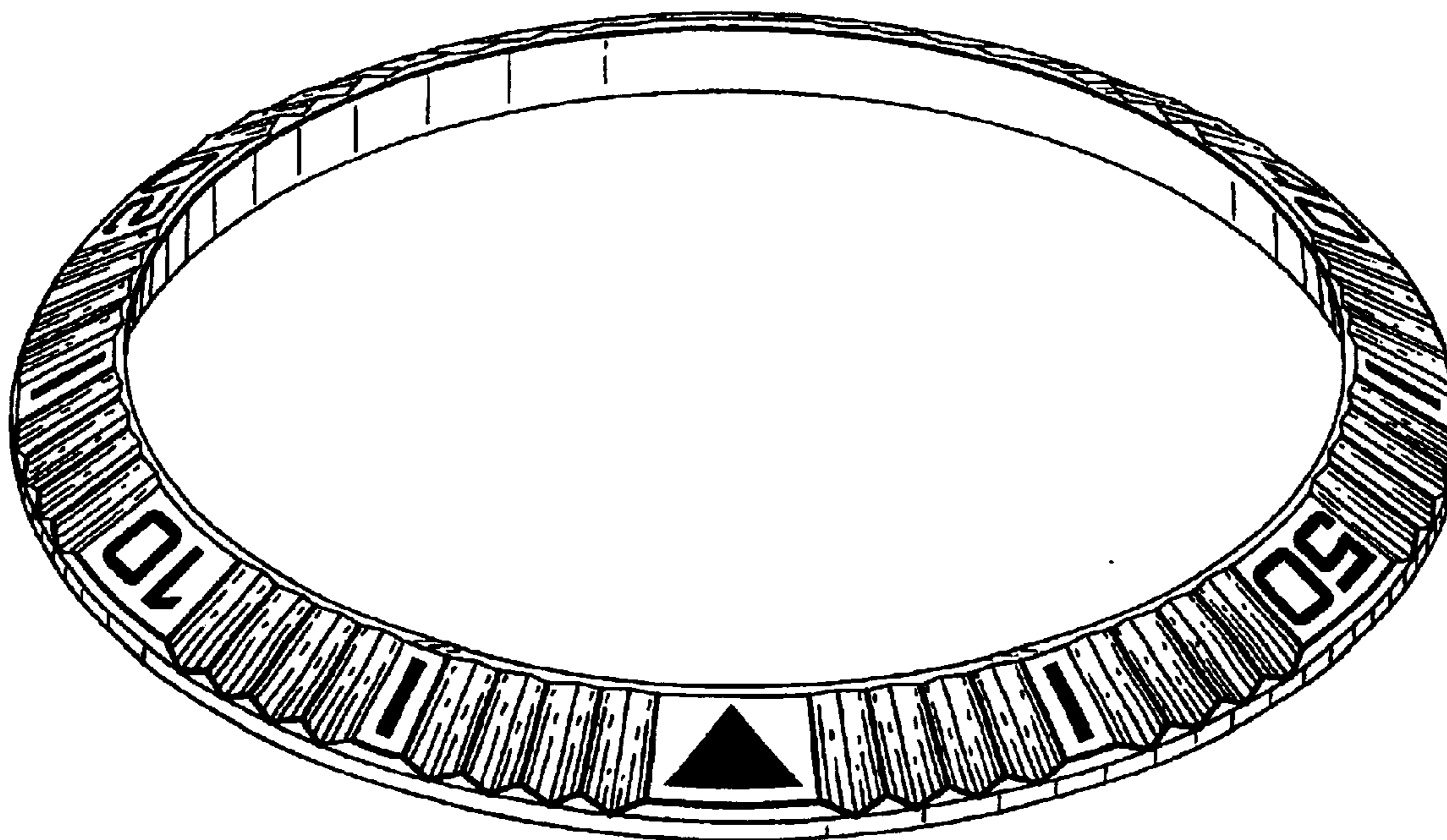
(57) **CLAIM**

I claim the ornamental design for a watch bezel, as shown and described.

DESCRIPTION

FIG. 1 is a front plan view of a design for the watch bezel; FIG. 2 is a back plan view thereof, the broken line disclosure illustrating aspects forming no part of the claimed design; FIG. 3 is top side view thereof; FIG. 4 is right side view thereof; FIG. 5 is bottom side view thereof; FIG. 6 is left side view thereof; and, FIG. 7 is a perspective view showing approximately 2/3 of the front, the top side, approximately 3/4 of the right and left sides respectively and a small portion of the bottom side thereof.

1 Claim, 4 Drawing Sheets






FIG. 1

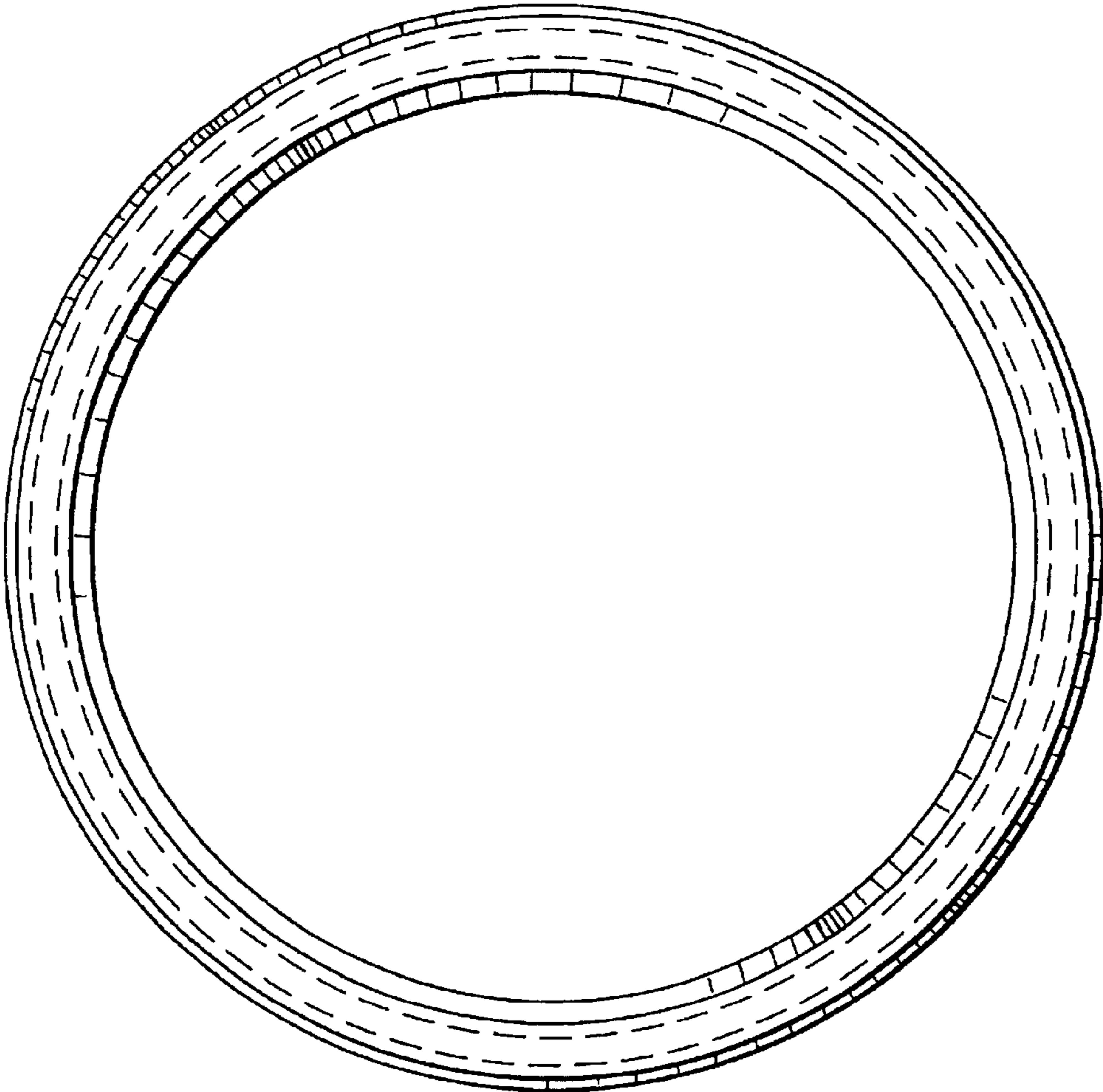


FIG.2



FIG.3



FIG.4



FIG.5



FIG.6

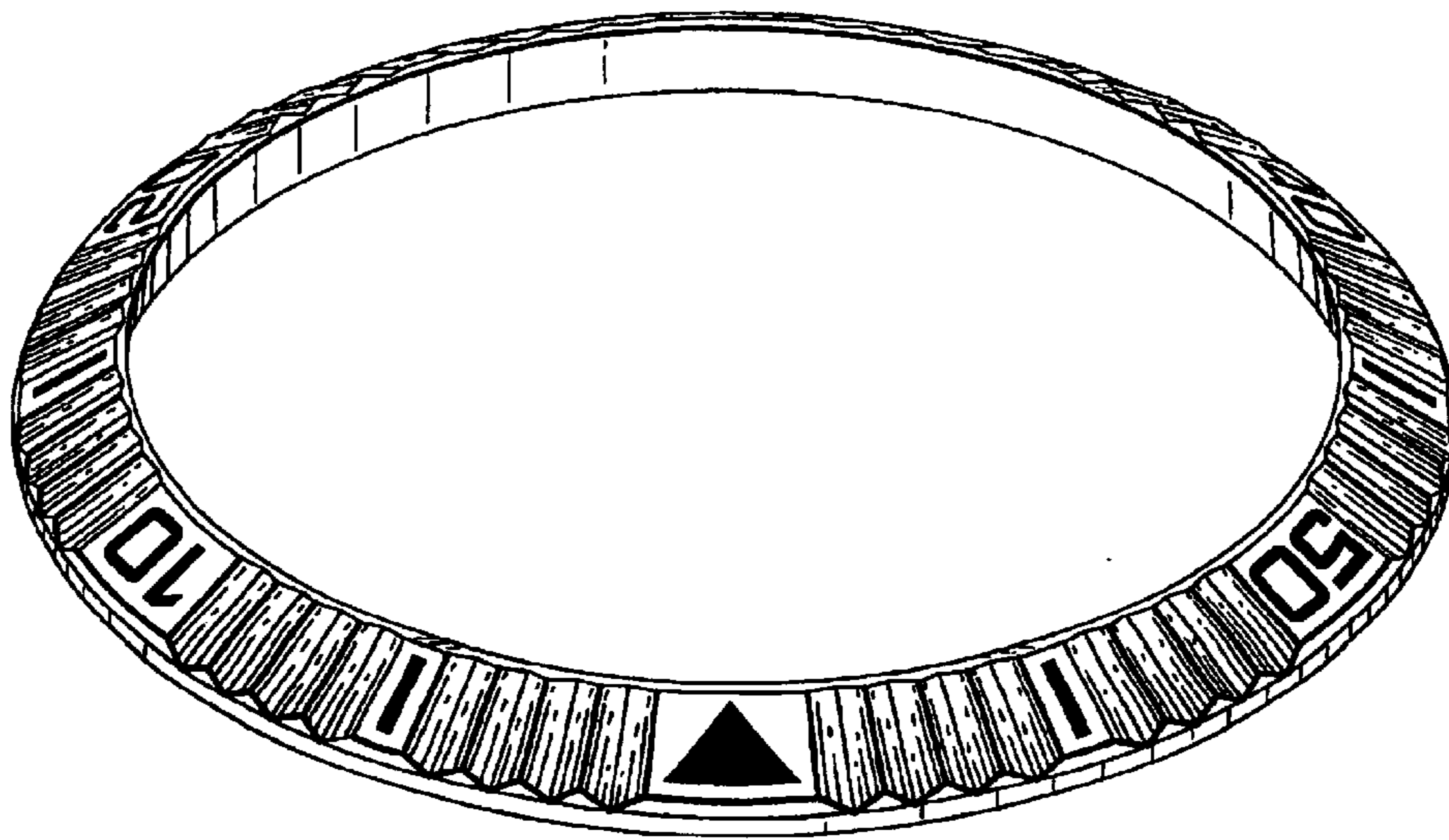


FIG.7