

US00D500454S

(12) **United States Design Patent**  
**Starck**

(10) **Patent No.:** **US D500,454 S**  
(45) **Date of Patent:** **\*\* Jan. 4, 2005**

(54) **WEATHER MONITOR**

(76) **Inventor:** **Philippe Starck**, 10/20 rue de Faubourg du Temple, 75011 Paris (FR)

(\*\*) **Term:** **14 Years**

(21) **Appl. No.:** **29/197,846**

(22) **Filed:** **Jan. 20, 2004**

(30) **Foreign Application Priority Data**

Sep. 10, 2003 (HK) ..... 0311481

(51) **LOC (7) Cl.** ..... **10-04**

(52) **U.S. Cl.** ..... **D10/53**

(58) **Field of Search** ..... D10/52-53; 73/170.16, 73/170.17, 170.06, 170.11; 374/201-202, 208, 209

(56) **References Cited**

**U.S. PATENT DOCUMENTS**

5,509,295 A \* 4/1996 Bartoli ..... 73/30.02  
D389,074 S \* 1/1998 Chan ..... D10/53

D396,812 S \* 8/1998 Kuipers ..... D10/62  
D410,856 S \* 6/1999 Timbel ..... D10/52  
D446,133 S \* 8/2001 Friedrichs et al. .... D10/53  
D447,706 S \* 9/2001 Bjørn ..... D10/53  
6,637,933 B1 \* 10/2003 Liao ..... 374/142

\* cited by examiner

*Primary Examiner*—Antoine D. Davis

(74) *Attorney, Agent, or Firm*—Alix, Yale & Ristas, LLP

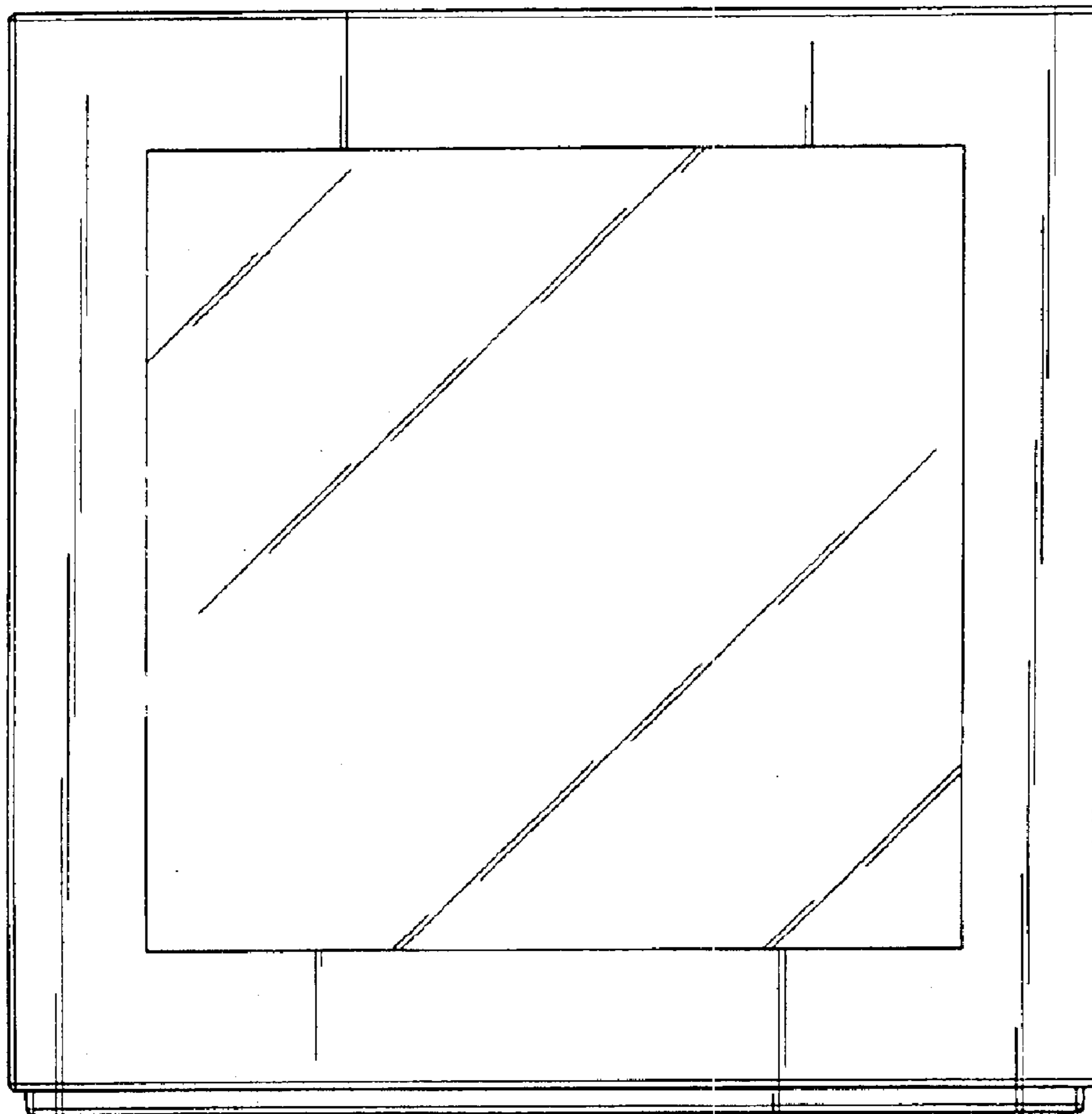
(57) **CLAIM**

The ornamental design for a weather monitor, as shown and described.

**DESCRIPTION**

FIG. 1 is a front elevational view of a weather monitor showing my new design;  
FIG. 2 is a rear elevational view thereof;  
FIG. 3 is a top plan view thereof;  
FIG. 4 is a bottom plan view thereof;  
FIG. 5 is a left side elevational view thereof; and,  
FIG. 6 is a right side elevational view thereof.

**1 Claim, 4 Drawing Sheets**



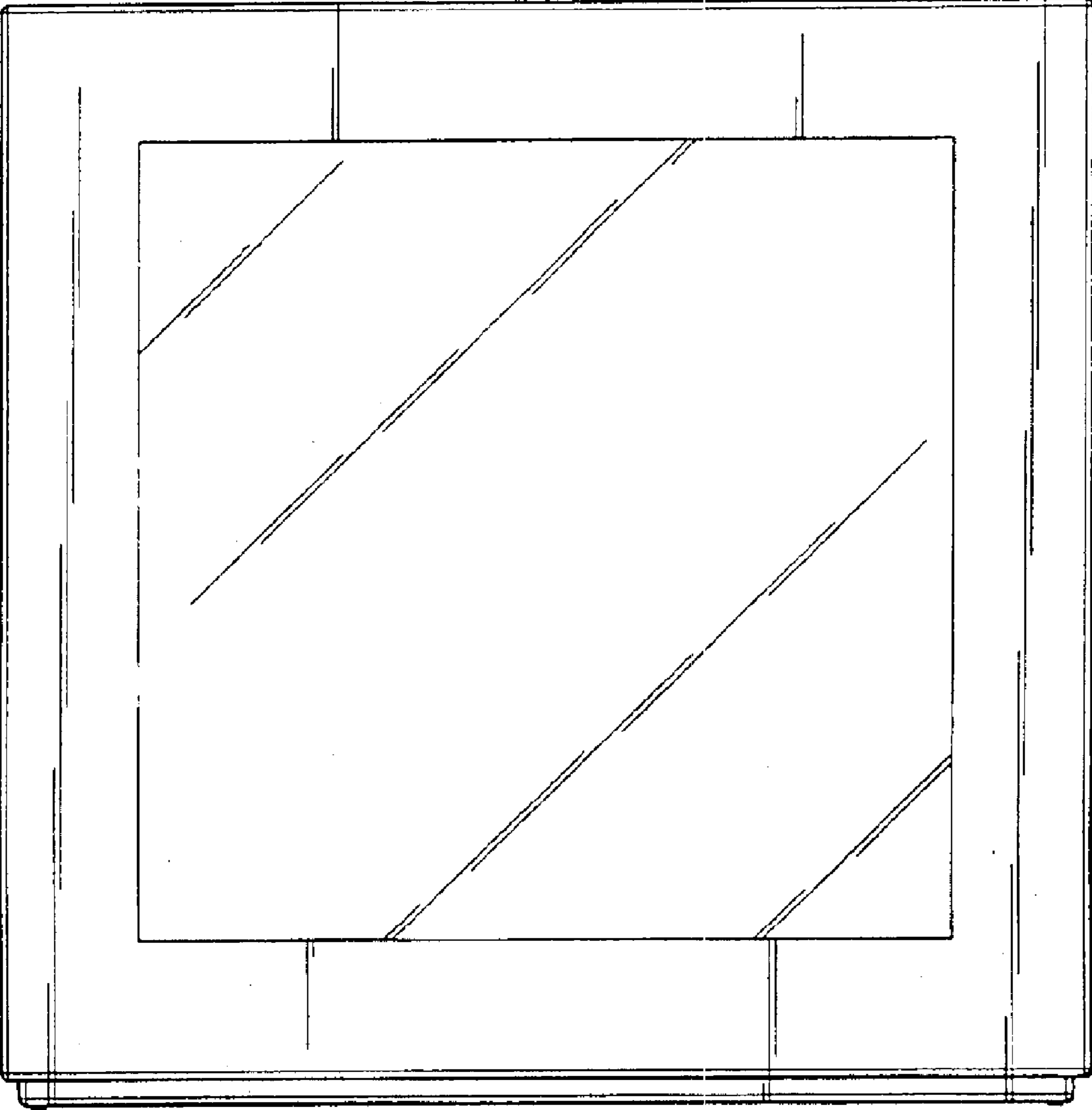


FIG. 1

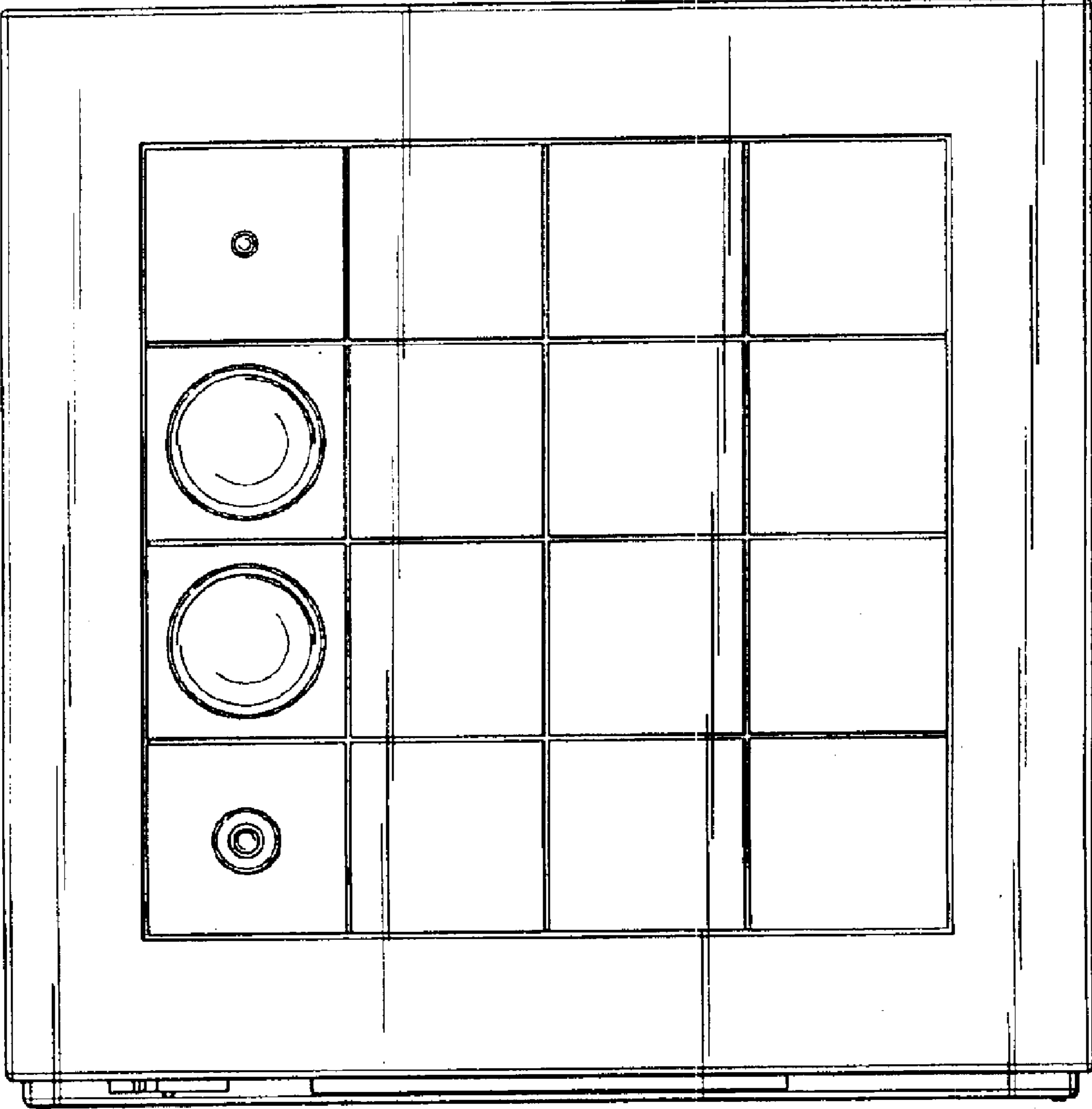


FIG. 2

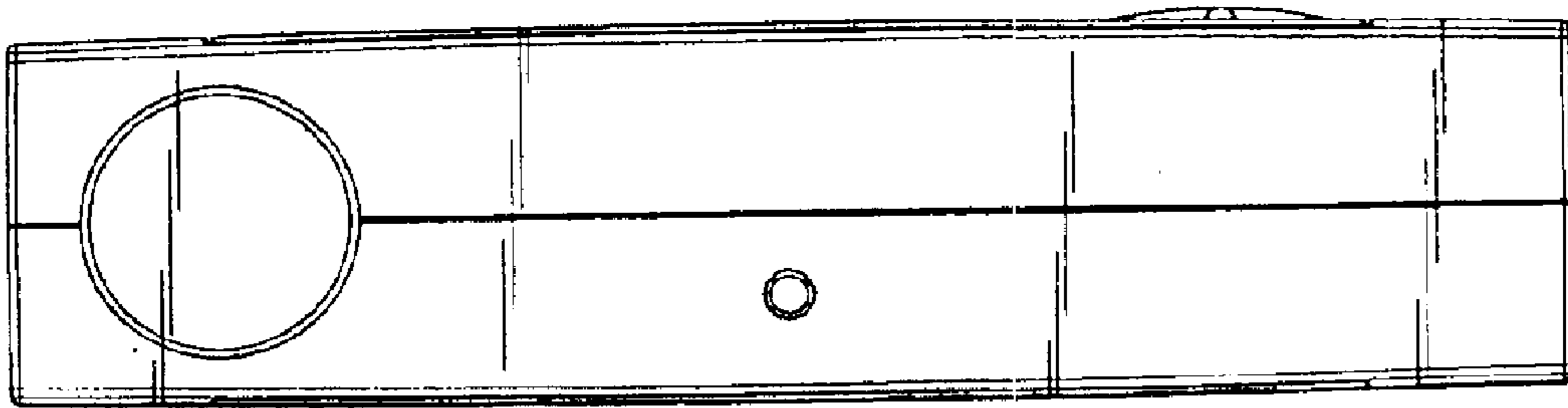


FIG. 3




FIG. 4

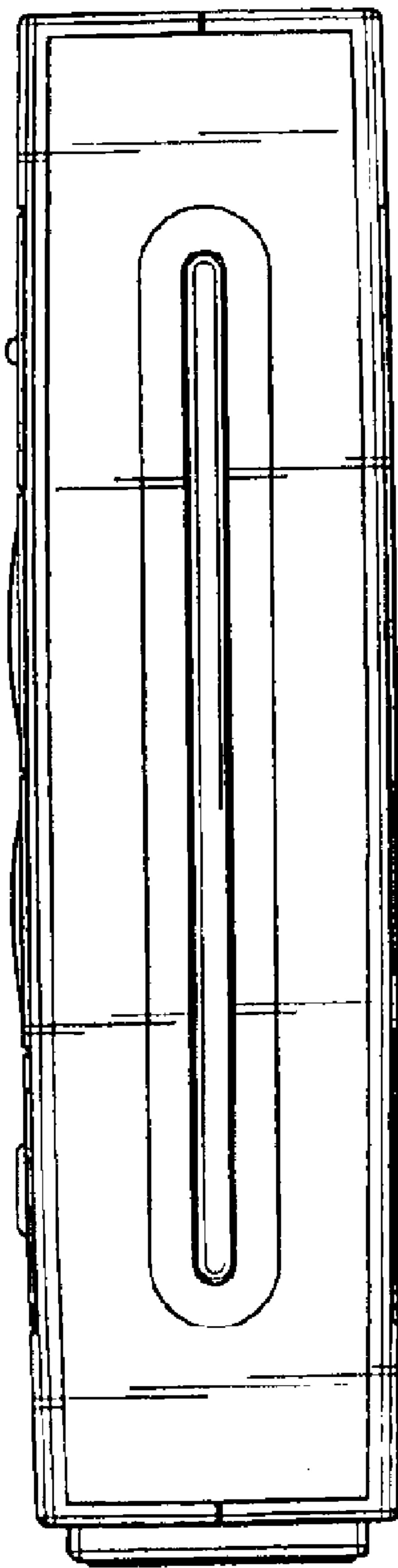


FIG. 5




FIG. 6