

US00D500435S

(12) **United States Design Patent**
Dexter et al.

(10) **Patent No.: US D500,435 S**
(45) **Date of Patent: ** Jan. 4, 2005**

(54) **LASER ETCHED SOCKET**

6,477,759 B2 11/2002 Hu 29/527.2
D484,376 S 12/2003 Cromer D8/29

(75) Inventors: **Bruce Dexter**, Simsbury, CT (US);
Barry Buchanan, Mooresville, NC
(US); **Gary Cromer**, Westminster, SC
(US)

(73) Assignee: **Easco Hand Tools, Inc.**, Simsbury, CT
(US)

(**) Term: **14 Years**

(21) Appl. No.: **29/175,663**

(22) Filed: **Feb. 7, 2003**

(Under 37 CFR 1.47)

(51) **LOC (7) Cl. 08-05**

(52) **U.S. Cl. D8/29**

(58) **Field of Search** D8/21-29; 81/119,
81/120, 121.1, 125, 124.3, 124.4, 177.1,
177.85, DIG. 5

(56) **References Cited**

U.S. PATENT DOCUMENTS

4,420,995 A	12/1983	Roberts	81/60
4,836,059 A	6/1989	Arnold	76/114
4,936,170 A	6/1990	Zumeta	81/180.1
4,947,713 A	8/1990	Arnold	81/121.1
4,982,627 A	1/1991	Johnson	81/121.1
5,031,488 A	7/1991	Zumeta	81/180.1
5,053,440 A	10/1991	Schueler et al.	523/137
5,079,978 A	1/1992	Kupfer	81/119
D359,669 S	6/1995	Splingaire	D8/29
5,422,383 A	6/1995	Takahashi et al.	523/136
5,489,639 A	2/1996	Faber et al.	524/417
D398,823 S	9/1998	Hsieh	D8/29
5,819,606 A	10/1998	Arnold	81/124.3
5,910,197 A	6/1999	Chaconas	81/124.6
5,970,552 A	10/1999	Kwiecien et al.	7/143
D425,770 S	5/2000	Hsieh	D8/29
6,152,826 A	11/2000	Profeta et al.	464/159
D439,481 S	3/2001	Lin	D8/29
D442,837 S	5/2001	Porras	D8/29
6,257,096 B1	7/2001	Ling	81/60

OTHER PUBLICATIONS

Armstrong Industrial Hand Tools Advertisement.
Suntex—Product Catalog 1998, ¼" Chrome Sockets and
Sets.
2001/2002 Matco Tools Professional Hand Tools Catalog
and Service Equipment, ½" Metric Impact Sockets.
2001/2002 Matco Tools Professional Hand Tools Catalog
and Service Equipment, ¼" Impact Sockets.
Matco Tools; "Promo 5;" product launch flyer distributed at
trade show in Apr. 2001; 2 pp.

(List continued on next page.)

Primary Examiner—Raphael Barkai

(74) *Attorney, Agent, or Firm*—Nelson Mullins Riley &
Scarborough, LLP


(57) **CLAIM**

The ornamental design of a laser etched socket, illustrated
substantially as shown and described.

DESCRIPTION

FIG. 1 is a perspective view of a laser etched socket
embodying the design of the present invention, whereby the
size indicia is defined by etching away a surface layer
surrounding the size indicia so that the size indicia is
distinguishable from the surrounding etched area;
FIG. 2 is a front elevational view of the laser etched socket
illustrated in FIG. 1;
FIG. 3 is a rear elevational view of the laser etched socket
illustrated in FIG. 1;
FIG. 4 is a right side elevational view of the laser etched
socket illustrated in FIG. 1;
FIG. 5 is a left side elevational view of the laser etched
socket illustrated in FIG. 1;
FIG. 6 is a top view of the laser etched socket illustrated in
FIG. 1; and,
FIG. 7 is a bottom view of the laser etched socket illustrated
in FIG. 1.
The broken lines are for illustrative purposes and form no
part of the claim.

1 Claim, 2 Drawing Sheets



OTHER PUBLICATIONS

Matco Tools; product launch flyer distributed at trade show in Feb. 1999; 3 pp.

Sunex Tools; "New Tools, New Rules;" product catalog; actual publication date unknown, but Applicant believes catalog was published more than 1-year prior to the filing of this Application.

Design patent application Ser. No. 29/175,706 entitled "Laser Etched Socket," filed Feb. 7, 2003.

Design patent application Ser. No. 29/175,699 entitled "Laser Etched Socket," filed Feb. 7, 2003.

Design patent application Ser. No. 29/176,157 entitled "Laser Etched Socket," filed Feb. 19, 2003.




Fig. 1




Fig. 2




Fig. 3




Fig. 4




Fig. 5

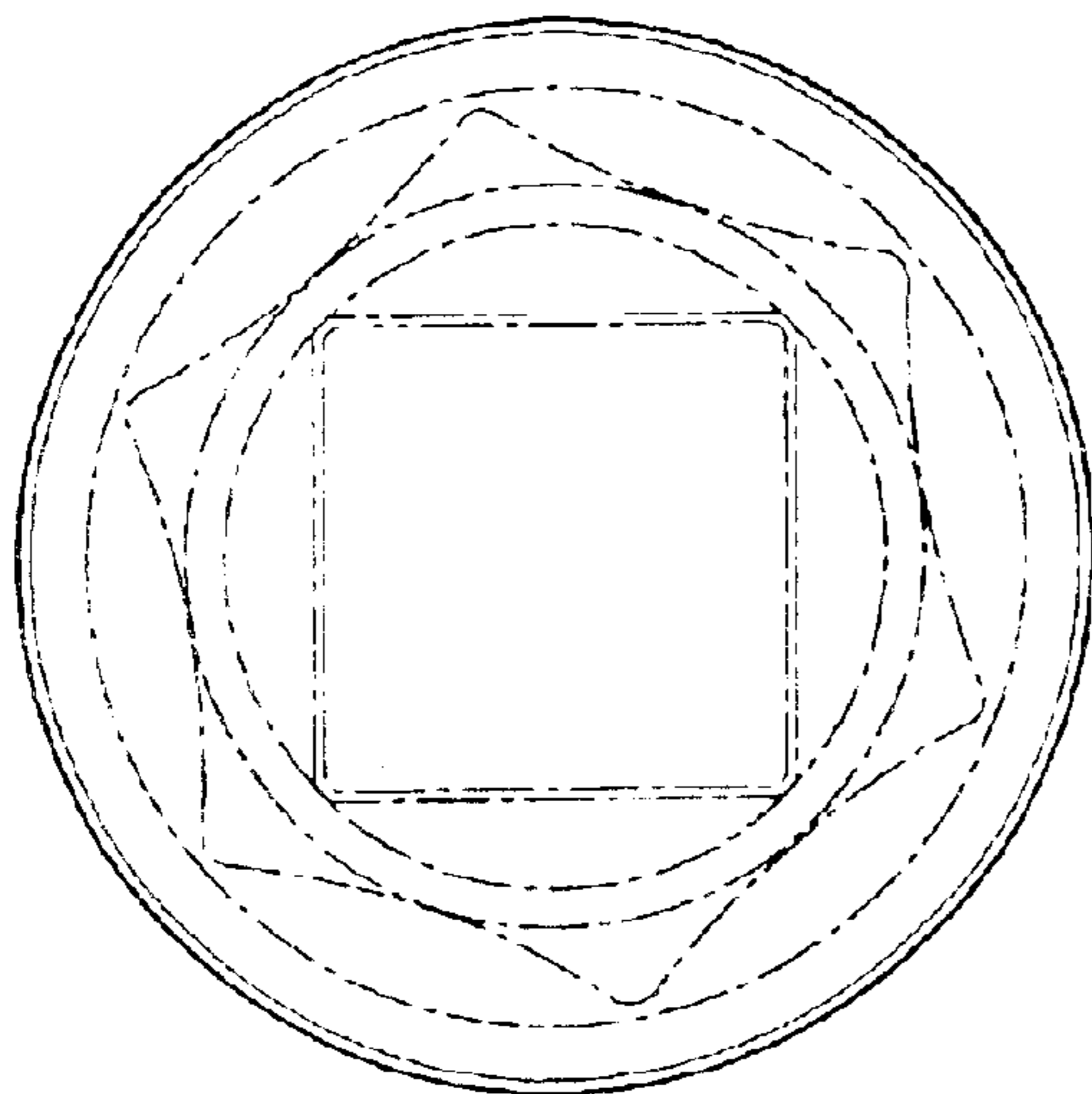


Fig. 6

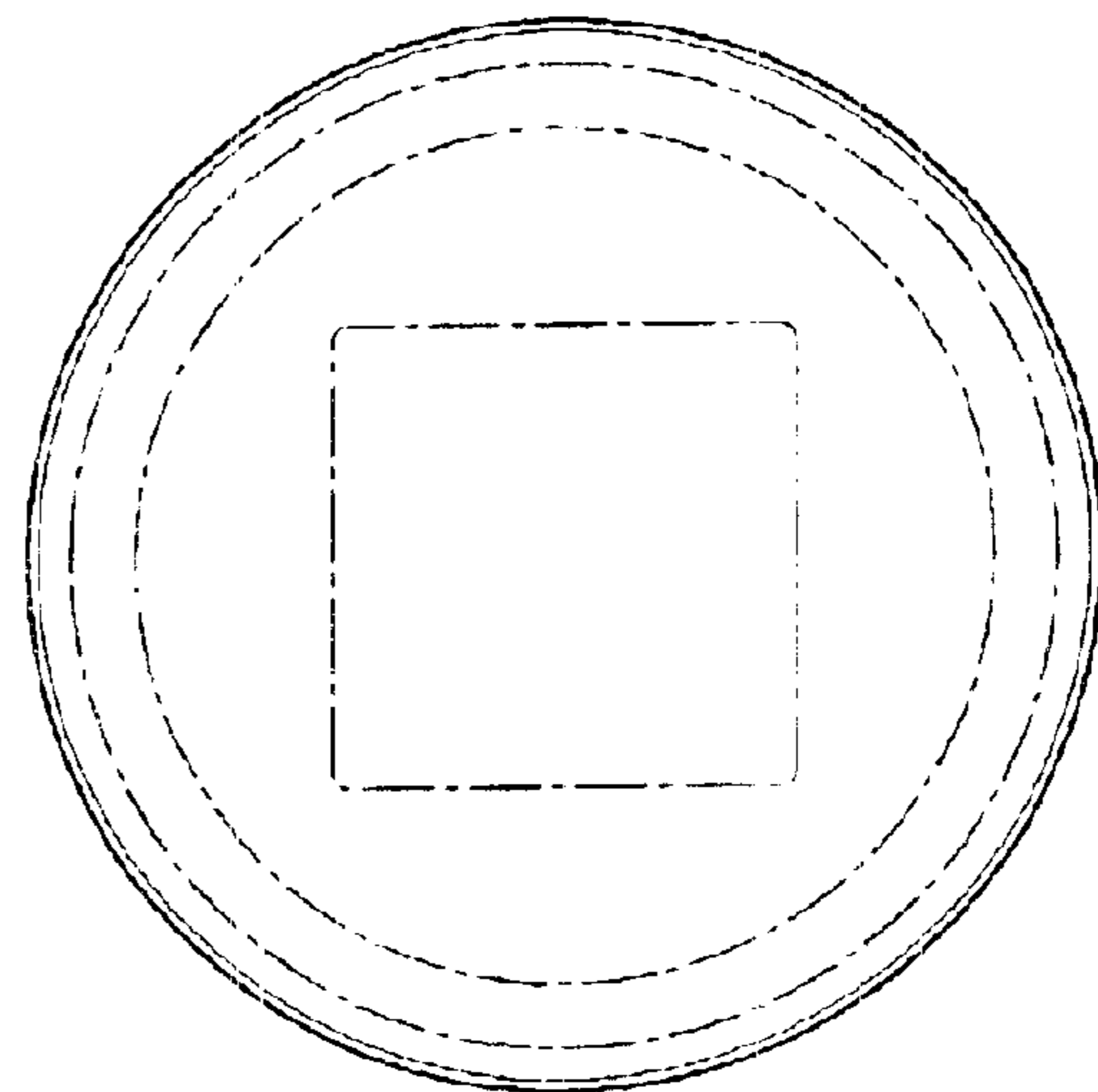


Fig. 7