

US00D500431S

(12) **United States Design Patent**  
**Gice**

(10) **Patent No.:** **US D500,431 S**

(45) **Date of Patent:** **\*\* Jan. 4, 2005**

(54) **BATTERY-OPERATED TOOL FOR  
LADDERLESS TRIMMING OF LOWER  
BRANCHES OF SMALL TREES**

D361,481 S \* 8/1995 Rees et al. .... D8/8  
5,926,961 A \* 7/1999 Uhl ..... 30/296.1

\* cited by examiner

(76) **Inventor:** **Alan J. Gice**, 135 N. Warrington Rd.,  
Des Plaines, IL (US) 60016

*Primary Examiner*—Holly Baynham

(74) *Attorney, Agent, or Firm*—Donald R. Schoonover

(\*\*) **Term:** **14 Years**

(57) **CLAIM**

(21) **Appl. No.:** **29/197,517**

I claim the ornamental design for a battery-operated tool for ladderless trimming of lower branches of small trees, as shown and described.

(22) **Filed:** **Jan. 16, 2004**

(51) **LOC (7) Cl.** ..... **08-01**

(52) **U.S. Cl.** ..... **D8/8**

(58) **Field of Search** ..... D8/8; 30/296.1,  
30/383, 276

**DESCRIPTION**

(56) **References Cited**

**U.S. PATENT DOCUMENTS**

2,645,010	A	7/1953	Holmes	
4,638,562	A	1/1987	Drake	
4,651,420	A *	3/1987	Lonnecker	30/296.1
4,654,971	A *	4/1987	Fettes et al.	30/383
4,827,616	A	5/1989	Sistare	
4,916,818	A *	4/1990	Panek	30/383
4,976,031	A	12/1990	Miller	
4,991,296	A	2/1991	Kohn	
5,070,576	A	12/1991	Banta	
RE34,358	E *	8/1993	Miller	30/296.1
D347,772	S *	6/1994	Kiyooka et al.	D8/8

FIG. 1 is a perspective view of a battery-operated tool for ladderless trimming of lower branches of small trees showing my new design;

FIG. 2 is a front elevational view thereof, the elevational view of the opposing side being identical thereto;

FIG. 3 is a top plan view thereof;

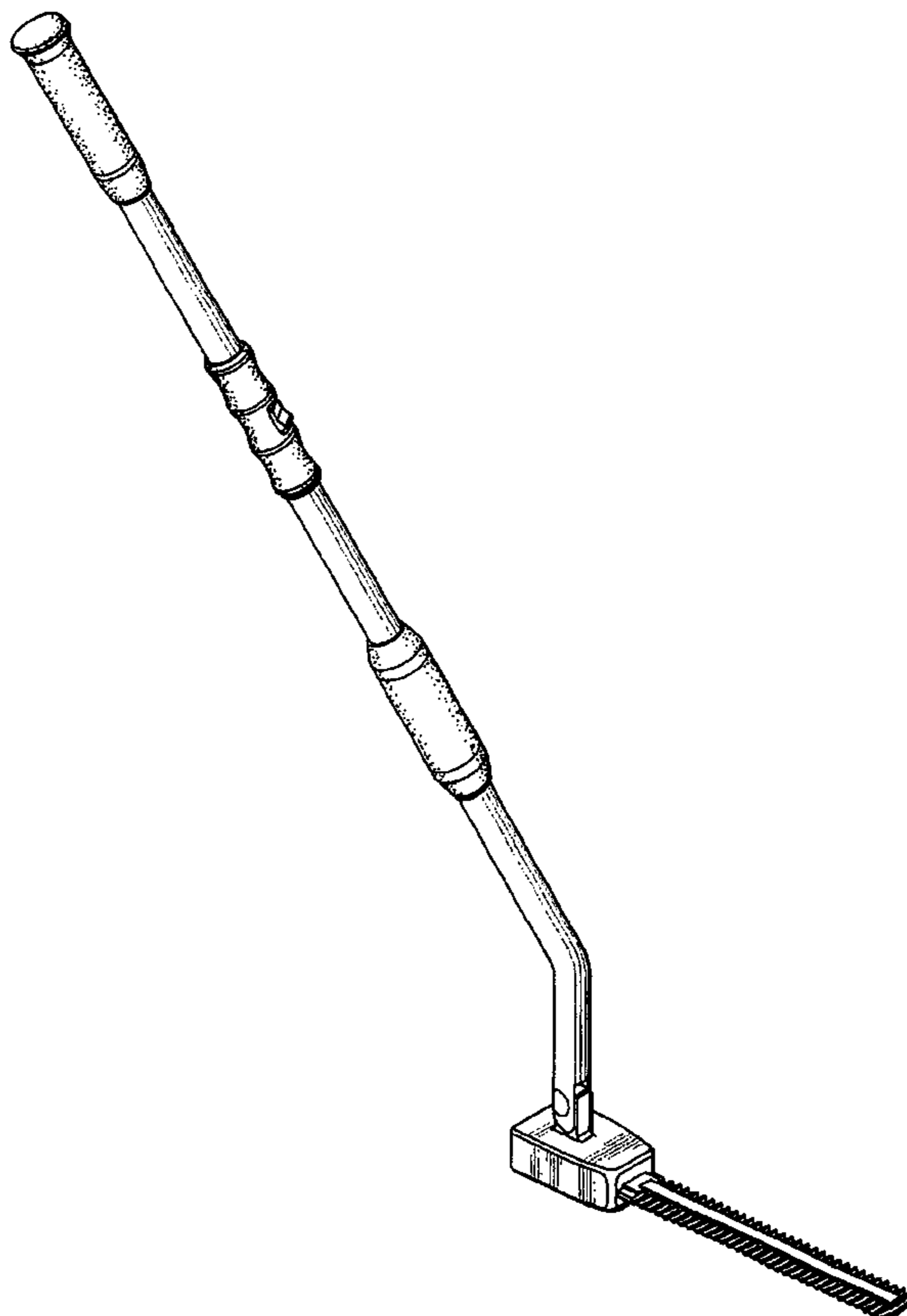
FIG. 4 is a right side elevational view thereof;

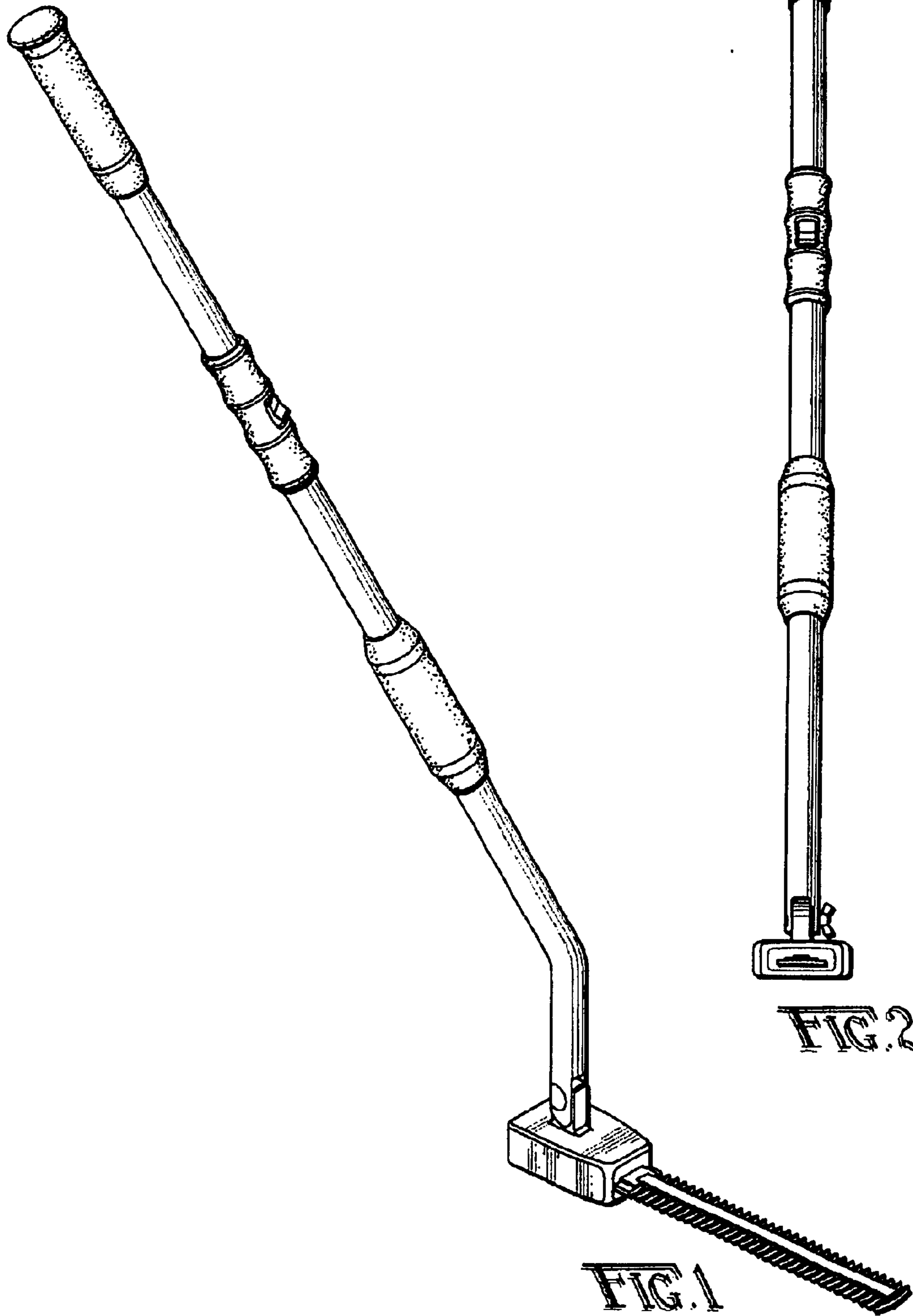
FIG. 5 is a rear elevational view thereof;

FIG. 6 is a left side elevational view thereof; and,

FIG. 7 is a reduced perspective view showing the battery-operated tool for ladderless trimming of lower branches of small trees in use; the broken lines depict environmental structure for illustrative purposes only and form no part of the claimed design.

**1 Claim, 4 Drawing Sheets**





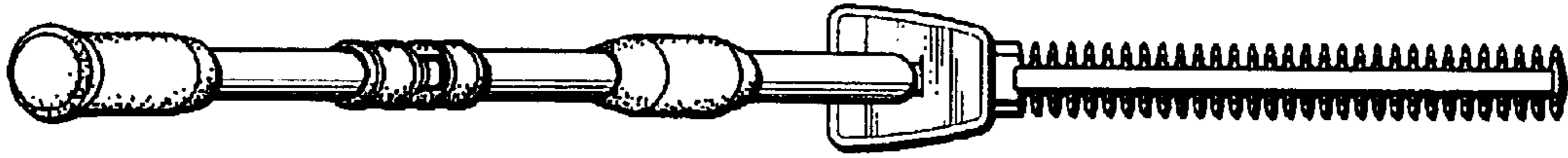


FIG. 3

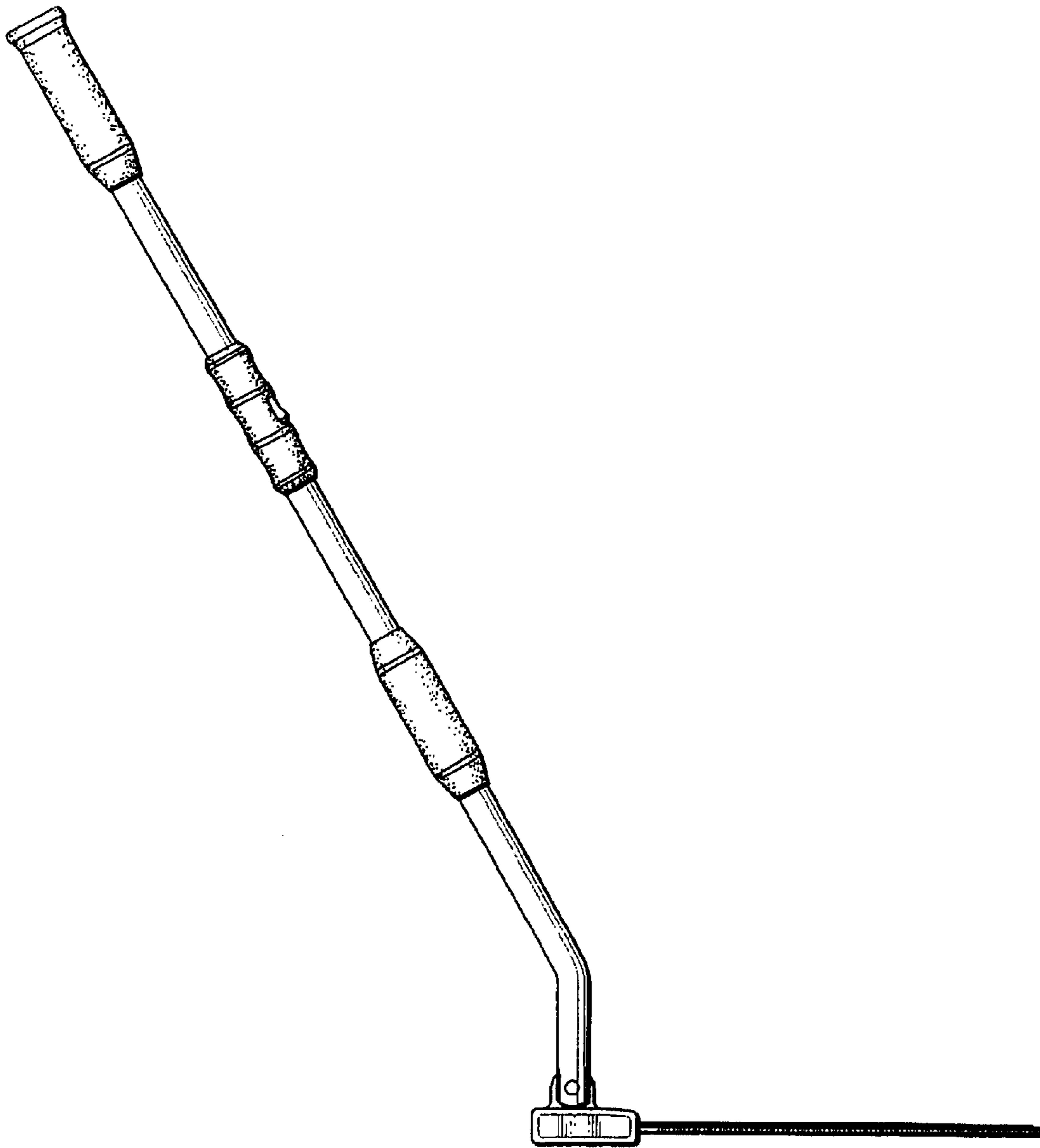


FIG. 4



FIG. 5

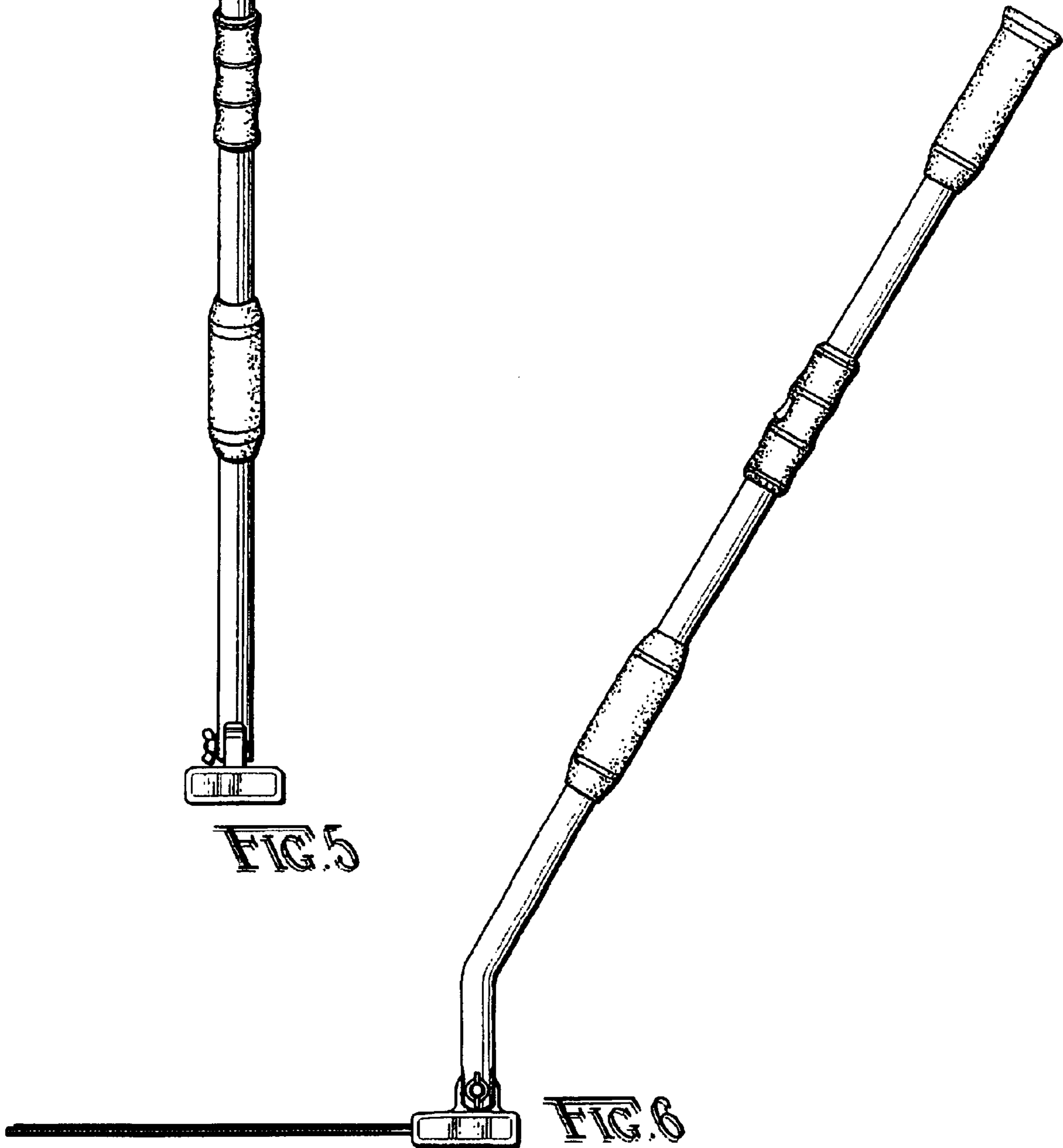


FIG. 6

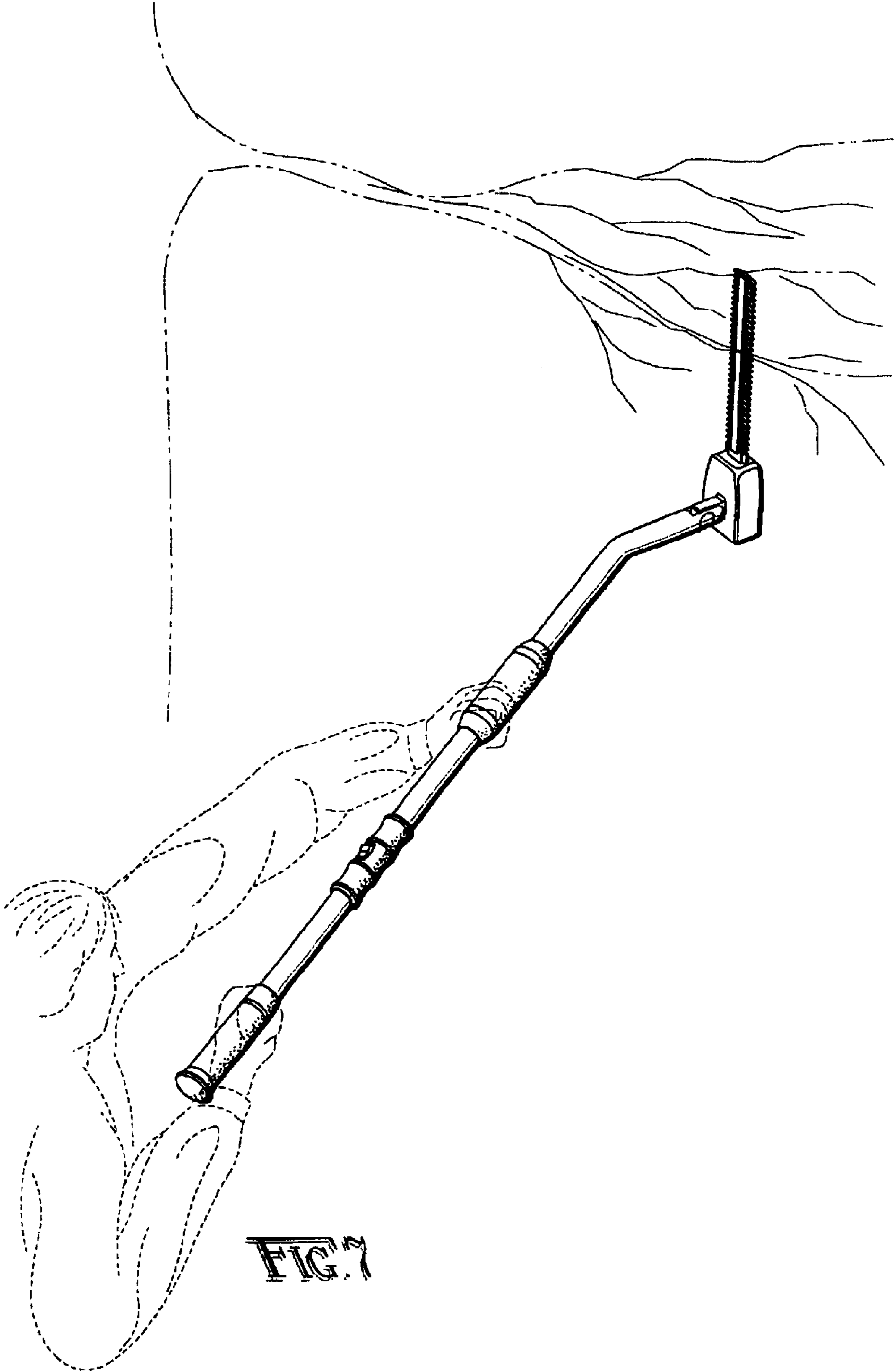


FIG. 7