



US00D500430S

(12) **United States Design Patent**  
**Walton et al.**

(10) **Patent No.: US D500,430 S**  
(45) **Date of Patent: \*\* Jan. 4, 2005**

(54) **CAKE PLATE**  
(75) Inventors: **Charles F. Walton**, Hudson, OH (US);  
**Roxanne E. Bakula**, Eau Claire, WI (US)  
(73) Assignee: **Smithers-Oasis**, Cuyahoga Falls, OH (US)  
(\*\*) Term: **14 Years**

3,622,036 A \* 11/1971 Bongaerts ..... 220/574  
3,698,594 A 10/1972 Boehlert ..... 220/63  
D226,964 S \* 5/1973 Schier ..... D7/558  
3,867,789 A 2/1975 Jacobson ..... 47/41.12  
D293,995 S \* 2/1988 Shin ..... D7/585  
D298,304 S 11/1988 Meyer ..... D11/152  
4,803,805 A 2/1989 Goldberg ..... 47/41.12  
D313,487 S \* 1/1991 Conner ..... D30/129  
D424,757 S \* 5/2000 Cooper et al. .... D30/129  
D446,361 S \* 8/2001 Elliott ..... D30/129

\* cited by examiner

(21) Appl. No.: **29/187,930**  
(22) Filed: **Aug. 8, 2003**

*Primary Examiner*—Charles A. Rademaker  
(74) *Attorney, Agent, or Firm*—Renner, Kenner, Greive, Bobak, Taylor & Weber

(51) **LOC (7) Cl.** ..... **07-01**  
(52) **U.S. Cl.** ..... **D7/554.2**  
(58) **Field of Search** ..... D7/360, 394, 584–587,  
D7/565, 571, 560, 545, 555.1, 554.1–554.4,  
548, 558, 570; 220/223.83, 574, 608; 211/74;  
493/167; D9/424, 655–657; D30/129

(57) **CLAIM**

We claim the ornamental design for a cake plate, as shown and described.

**DESCRIPTION**

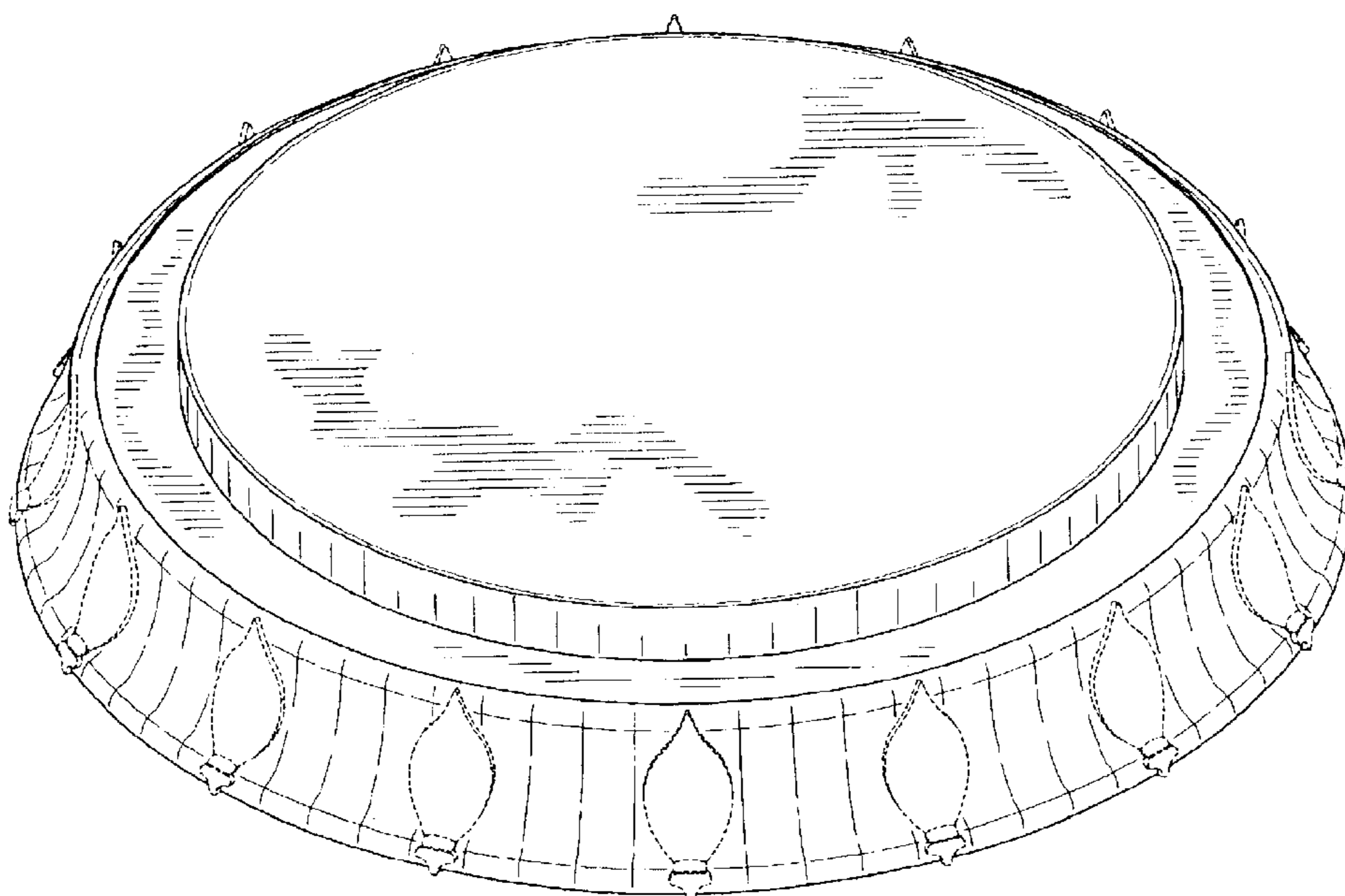
(56) **References Cited**

**U.S. PATENT DOCUMENTS**

D110,507 S \* 7/1938 Von Nessen ..... D7/558  
D123,504 S \* 11/1940 Kollman ..... D7/570  
2,259,682 A 10/1941 Collins ..... 119/61  
D167,667 S 9/1952 Babany ..... D36/8  
2,922,254 A 1/1960 Smithers ..... 47/41  
2,994,985 A 8/1961 Jackson, Jr. .... 47/41  
3,229,886 A \* 1/1966 Grogel ..... 220/608  
D214,749 S 7/1969 Ferrara ..... D7/1

FIG. 1 is a perspective view of a cake plate showing our new design;  
FIG. 2 is a top plan view thereof;  
FIG. 3 is an edge elevation thereof;  
FIG. 4 is a bottom plan view thereof; and,  
FIG. 5 is a cross-sectional view thereof taken along reference line 5—5 in FIG. 2.  
The broken lines shown in the drawings represent environment only.

**1 Claim, 3 Drawing Sheets**



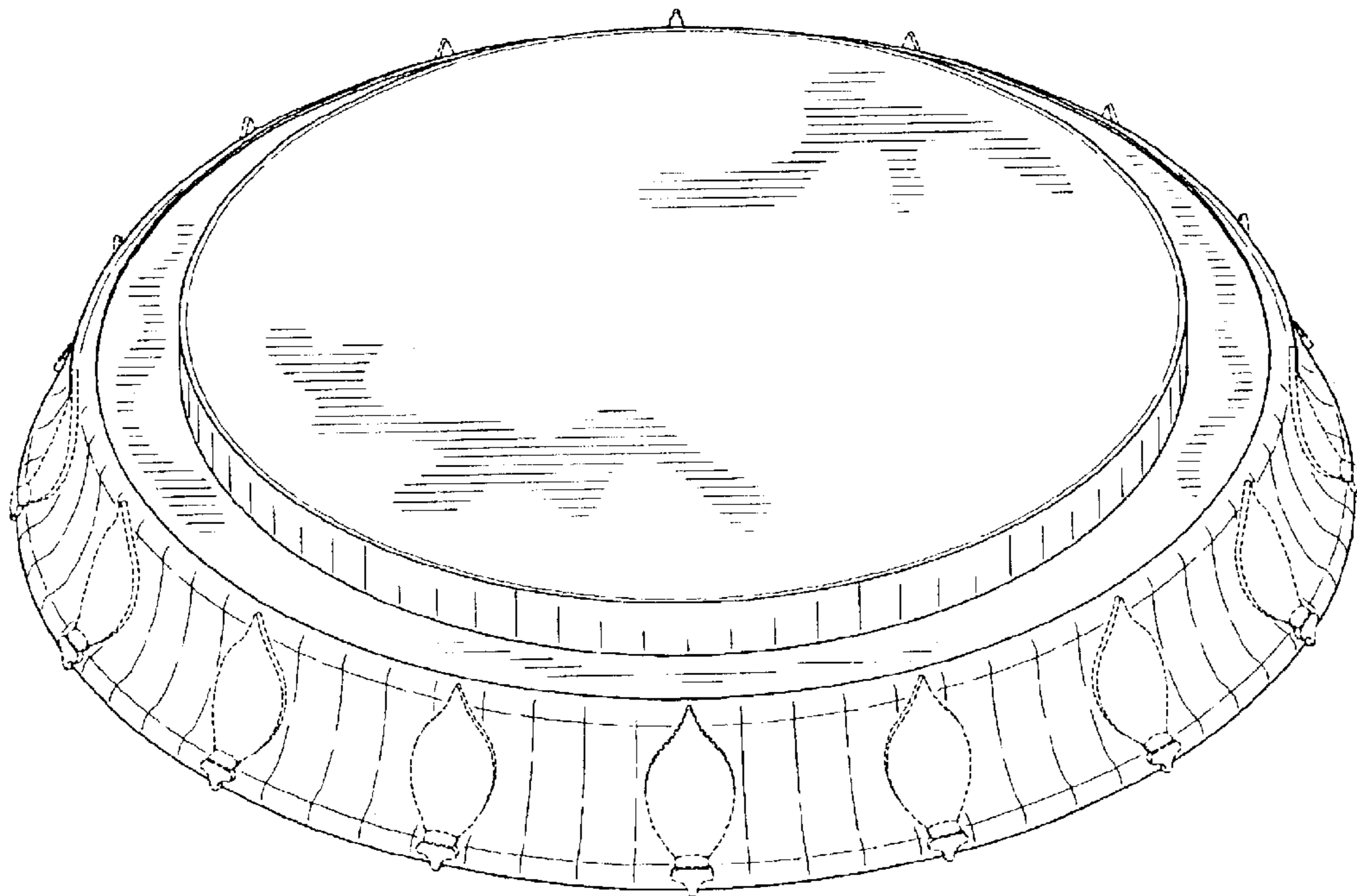


FIG-1

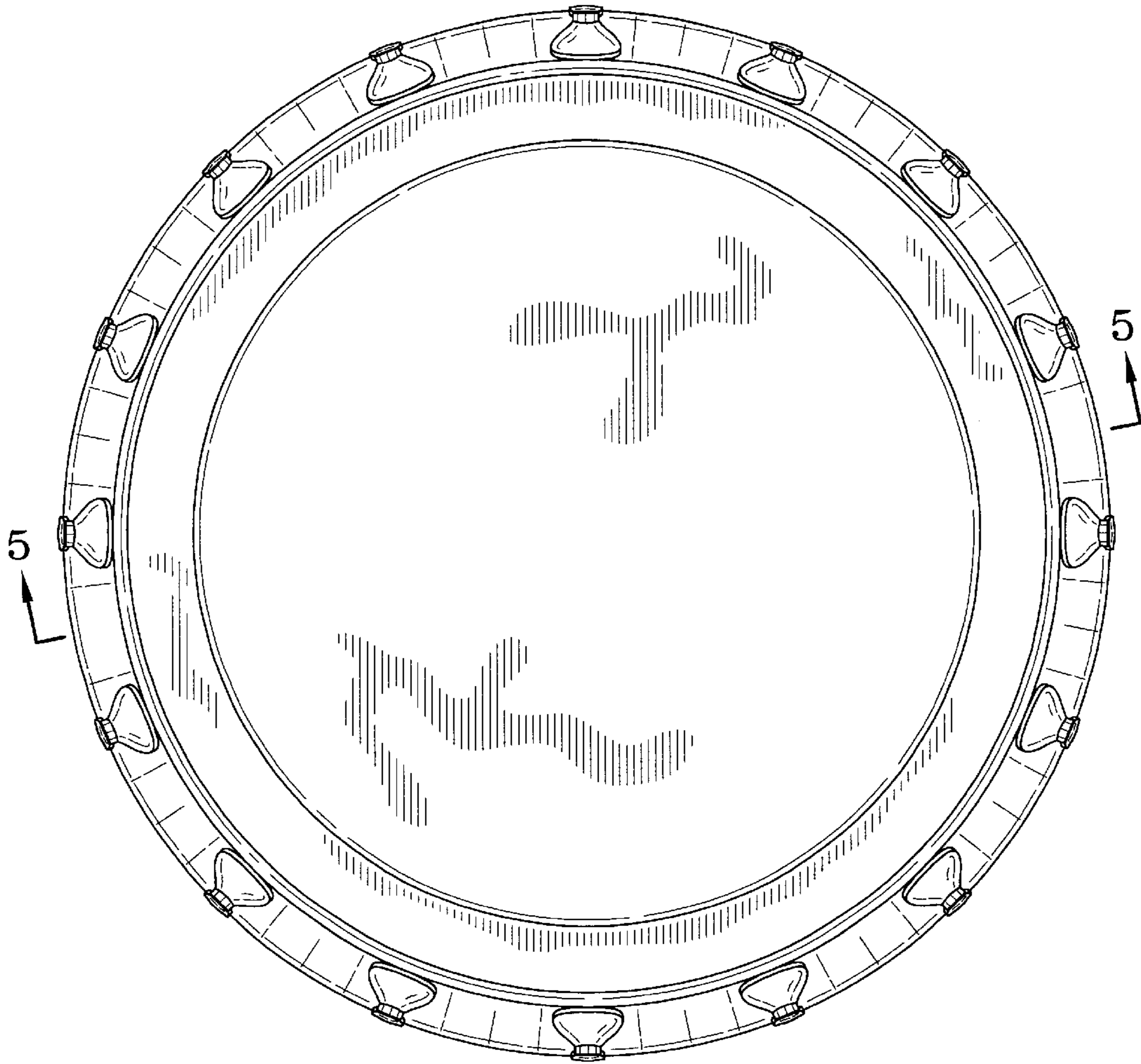


FIG-2

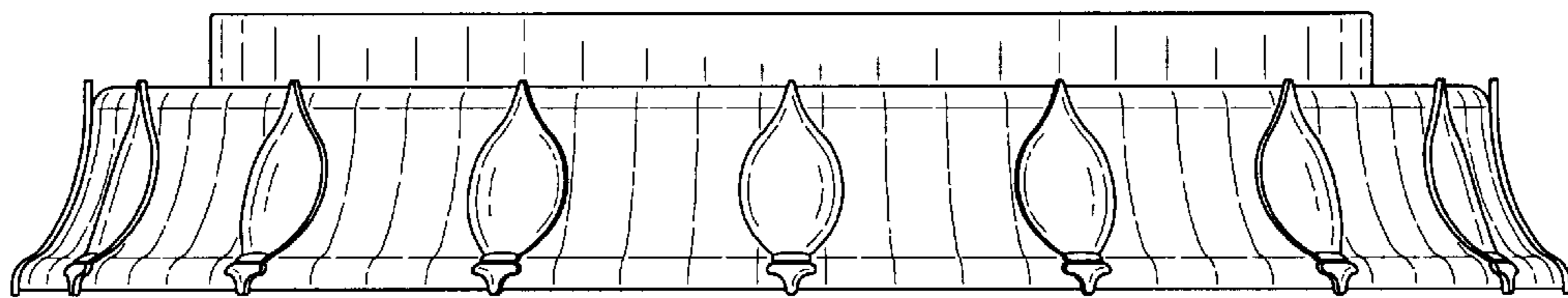


FIG-3

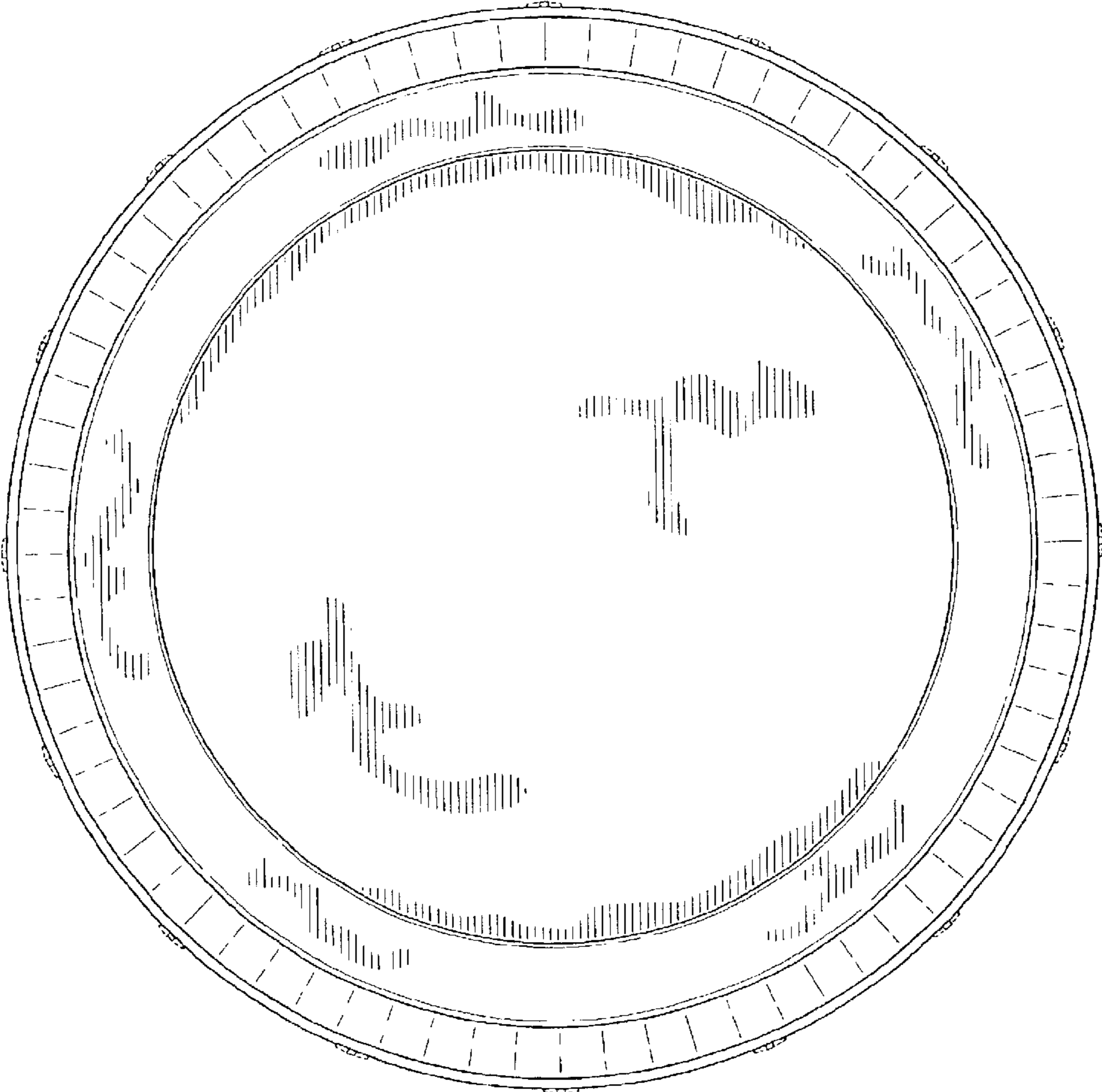


FIG-4

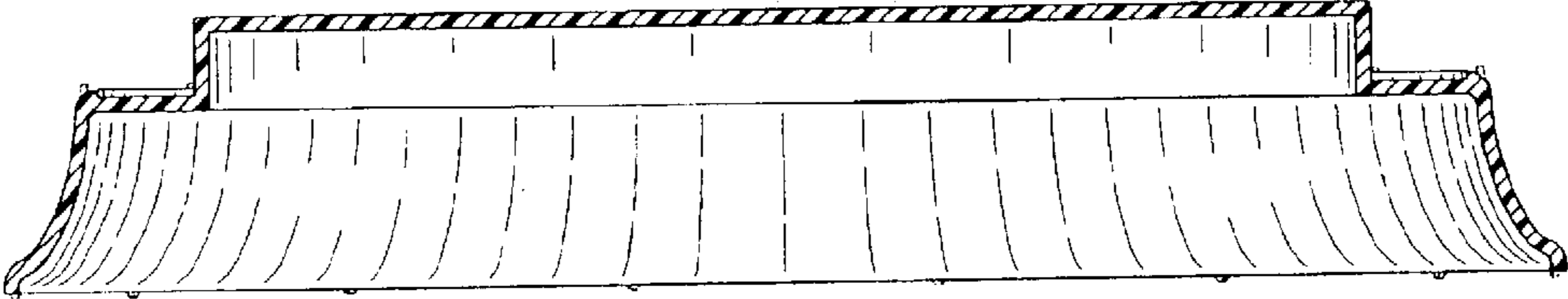


FIG-5