

US00D500424S

(12) **United States Design Patent**
Long et al.

(10) **Patent No.: US D500,424 S**
(45) **Date of Patent: ** Jan. 4, 2005**

(54) **COMBINED STUFFED PLUSH BASEBALL
AND ATTACHED CHILD SIZE SECURITY
BLANKET**

(76) Inventors: **Jean Marie Long**, 4 Laurel Ct., Exeter,
NH (US) 03833; **Stephen Virgil Long**,
4 Laurel Ct., Exeter, NH (US) 03833

(**) **Term: 14 Years**

(21) **Appl. No.: 29/180,453**

(22) **Filed: Apr. 24, 2003**

Related U.S. Application Data

(62) Division of application No. 29/152,927, filed on Jan. 3,
2002, now Pat. No. Des. 480,902.

(51) **LOC (7) Cl. 06-13**

(52) **U.S. Cl. D6/597; D6/603; D21/466;
D21/713**

(58) **Field of Search** D21/398, 406,
D21/465, 466, 483, 707, 712-714; D3/270,
271; D6/597, 603, 601, 608; D9/305, 307;
D4/107, 116, 124, 138; D32/43; D28/63;
D2/501, 508, 866, 869, 889, 895; 446/26,
27, 34, 71, 76, 77, 227, 486, 487, 490;
473/575, 576; 428/15, 28; 2/209.13; 15/105,
208, 209; 5/639, 482-486, 490, 907

(56) **References Cited**

U.S. PATENT DOCUMENTS

D60,795 S * 4/1922 Lackner D2/869

D242,105 S * 11/1976 Rohrs D6/608
4,590,633 A * 5/1986 Pickens 446/73
4,738,450 A * 4/1988 Wexler 473/598
4,943,066 A * 7/1990 Lathim et al. 473/576
5,467,981 A * 11/1995 Rudell et al. 473/571
5,607,152 A * 3/1997 Strassburger 473/451
D405,926 S * 2/1999 Badillo D28/63
5,893,811 A * 4/1999 Stover et al. 473/575
D459,382 S * 6/2002 Cohen D17/22
6,427,267 B1 * 8/2002 Turner 5/482

* cited by examiner

Primary Examiner—Philip S. Hyder
Assistant Examiner—C. Tuttle

(57) **CLAIM**

The ornamental design for the combined stuffed plush
baseball and attached child size security blanket, as shown
and described.

DESCRIPTION

FIG. 1 is a perspective view of the combined stuffed plush
baseball and attached child size security blanket, the blanket
having a satin binding;

FIG. 2 is a front elevational view thereof; and,

FIG. 3 is a top plan view thereof.

The rear view is a mirror image of the front view shown
except for the orientation of the seam pattern on the ball,
which is rotated 90 degrees from FIG. 2.

1 Claim, 1 Drawing Sheet

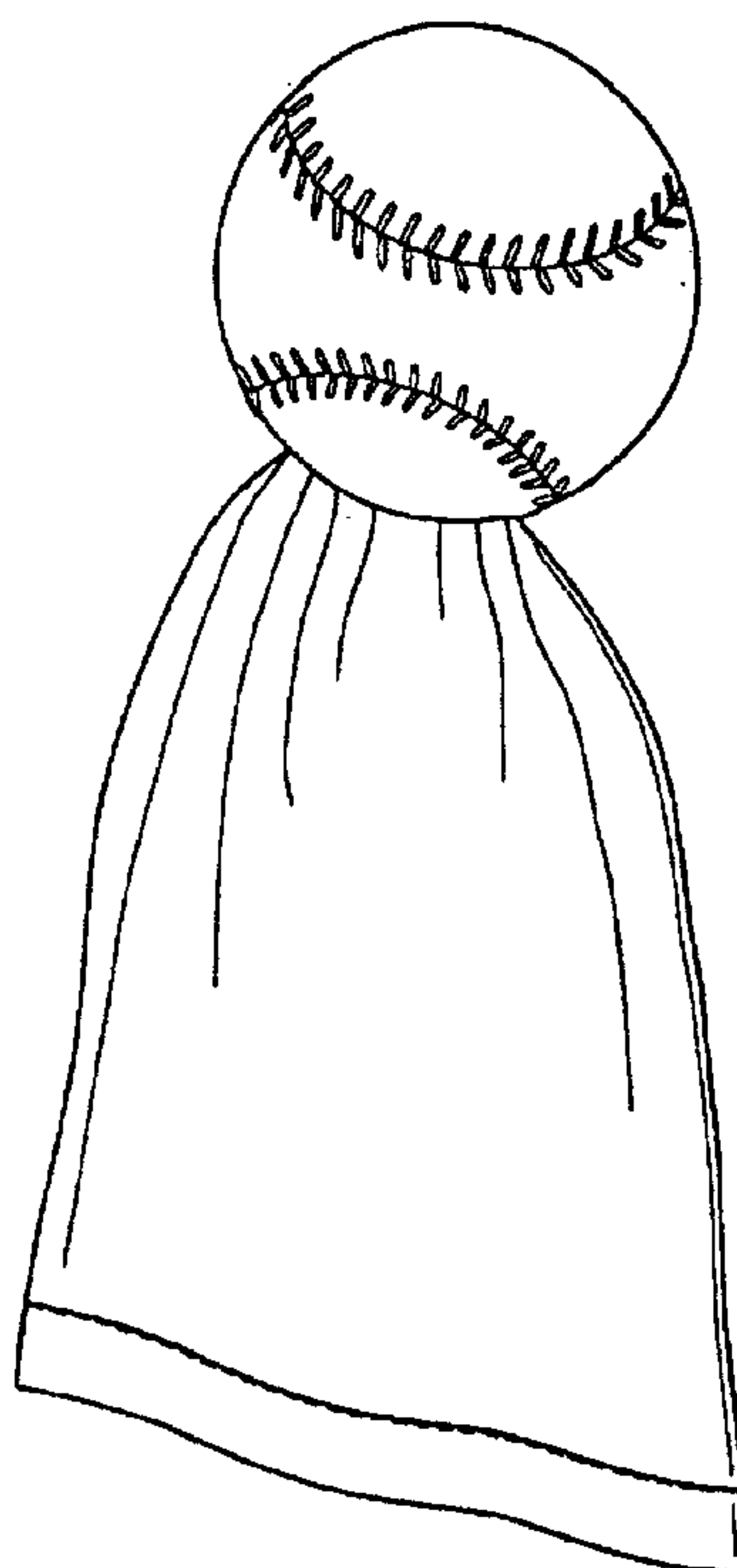


FIG. 1

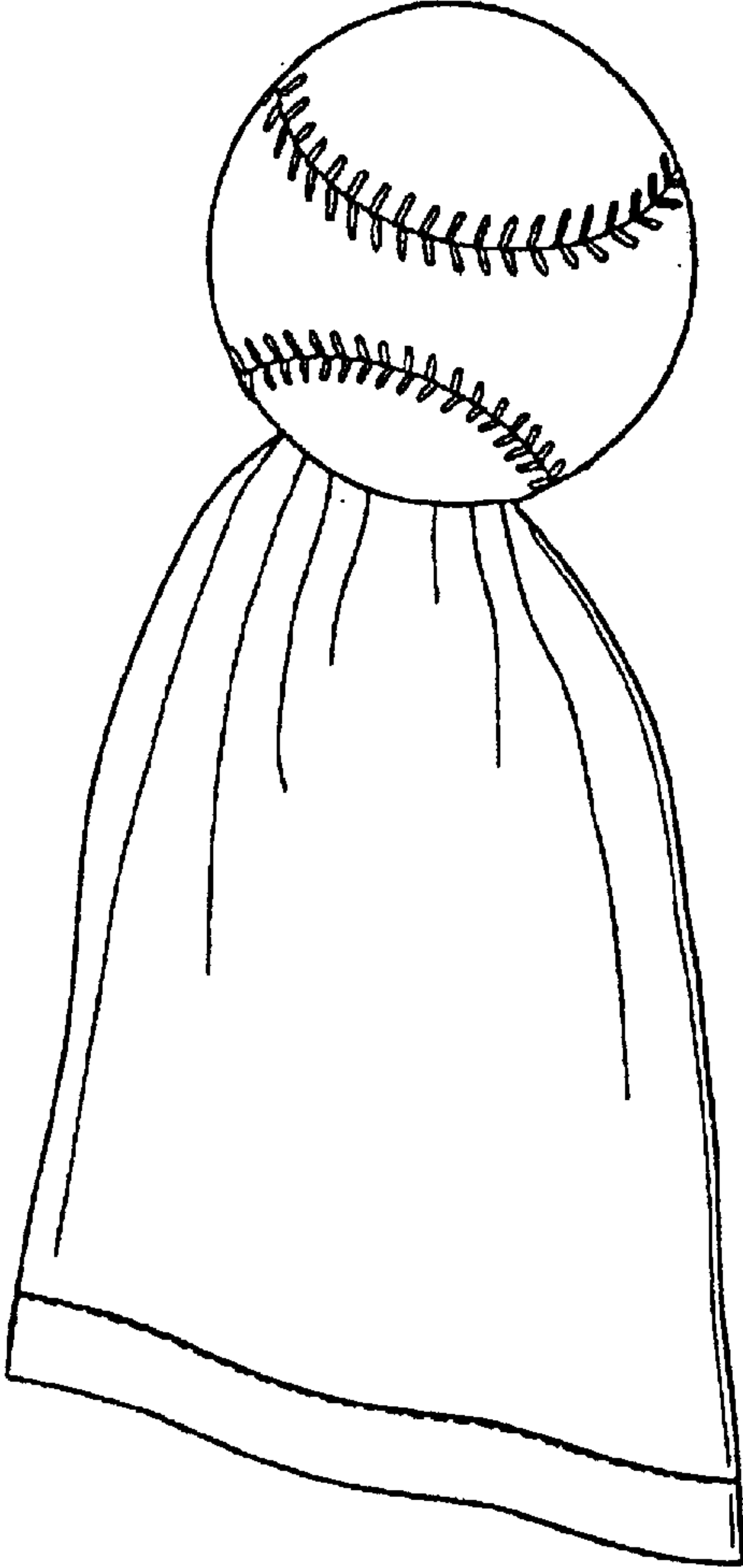


FIG. 2

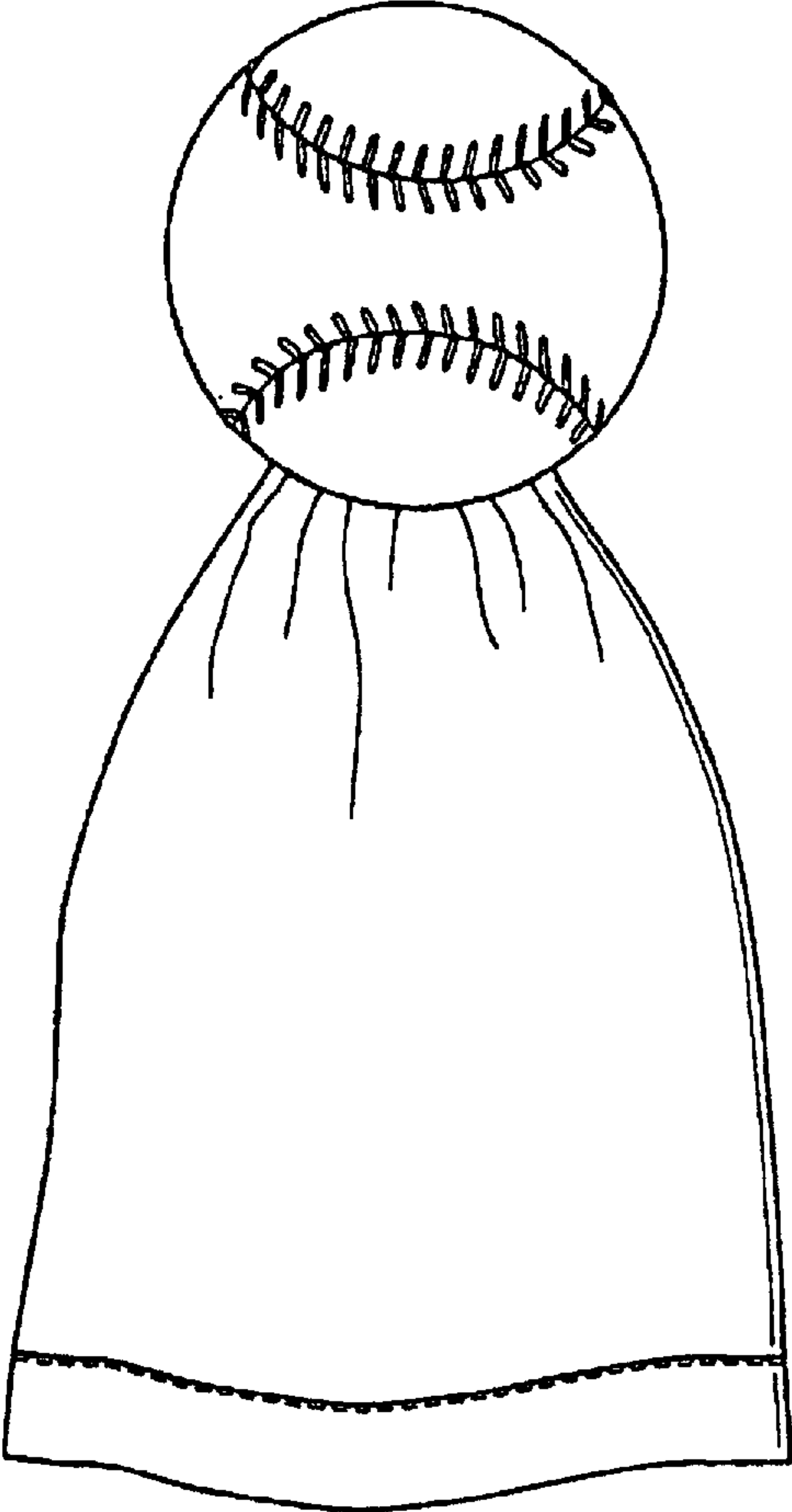


FIG. 3

