

US00D500416S

(12) **United States Design Patent**
Sparkowski

(10) **Patent No.:** **US D500,416 S**

(45) **Date of Patent:** **** Jan. 4, 2005**

(54) **FLOOR STAND**

(75) **Inventor:** **Robert P. Sparkowski, Schaumburg, IL (US)**

(73) **Assignee:** **Chicago Display Marketing Corporation, Melrose Park, IL (US)**

(**) **Term:** **14 Years**

(21) **Appl. No.:** **29/199,825**

(22) **Filed:** **Feb. 19, 2004**

(51) **LOC (7) Cl.** **06-04**

(52) **U.S. Cl.** **D6/449**

(58) **Field of Search** D6/409-411, 449,
D6/462-468, 475, 476; 211/13.1, 71.01,
85.31, 106, 119, 124, 133.1, 133.2, 181.1,
187, 190

(56) **References Cited**

U.S. PATENT DOCUMENTS

D154,111 S * 6/1949 Falkenberg D6/464
4,049,125 A * 9/1977 Rochestie 211/124
D263,360 S * 3/1982 Sroub D6/475

D282,512 S * 2/1986 Seely D6/409
4,611,866 A * 9/1986 Everett 211/190
6,129,224 A * 10/2000 Mingers 211/190
6,607,083 B1 * 8/2003 Webb 211/187

* cited by examiner

Primary Examiner—Stacia Cadmus

Assistant Examiner—Mimosa De

(74) *Attorney, Agent, or Firm*—Vedder Price Kaufman & Kammholz


(57) **CLAIM**

The ornamental design of the floor stand, as shown and described.

DESCRIPTION

FIG. 1 is a perspective view of the floor stand showing of my new design;
FIG. 2 is a reduced front view of my invention;
FIG. 3 is a reduced back view of my invention;
FIG. 4 is a reduced side view of my invention;
FIG. 5 is the other reduced side view of my invention;
FIG. 6 is a reduced top view of my invention; and,
FIG. 7 is a reduced bottom view of my invention.

1 Claim, 3 Drawing Sheets



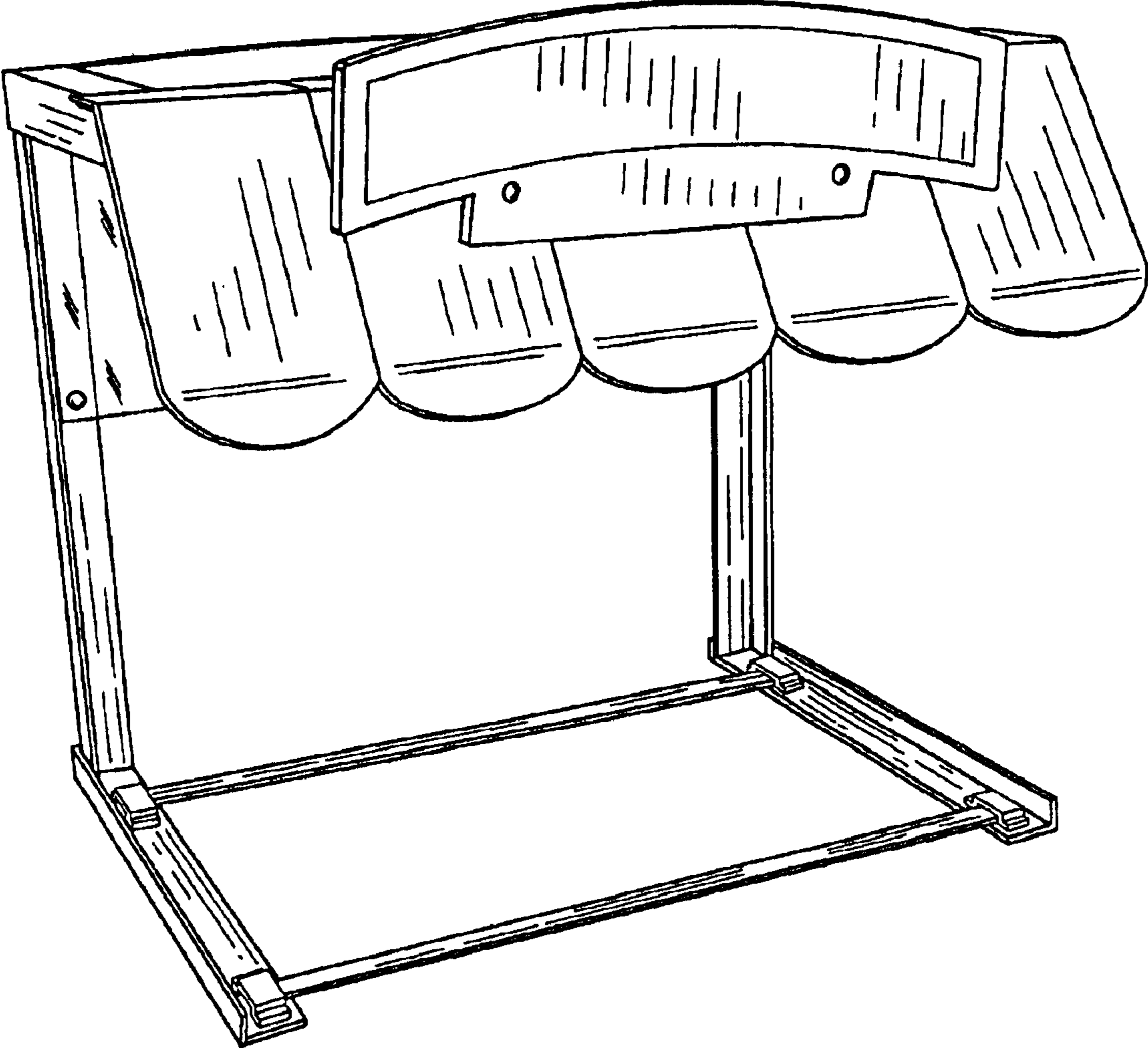


FIG. 1




FIG. 2




FIG. 3




FIG. 4

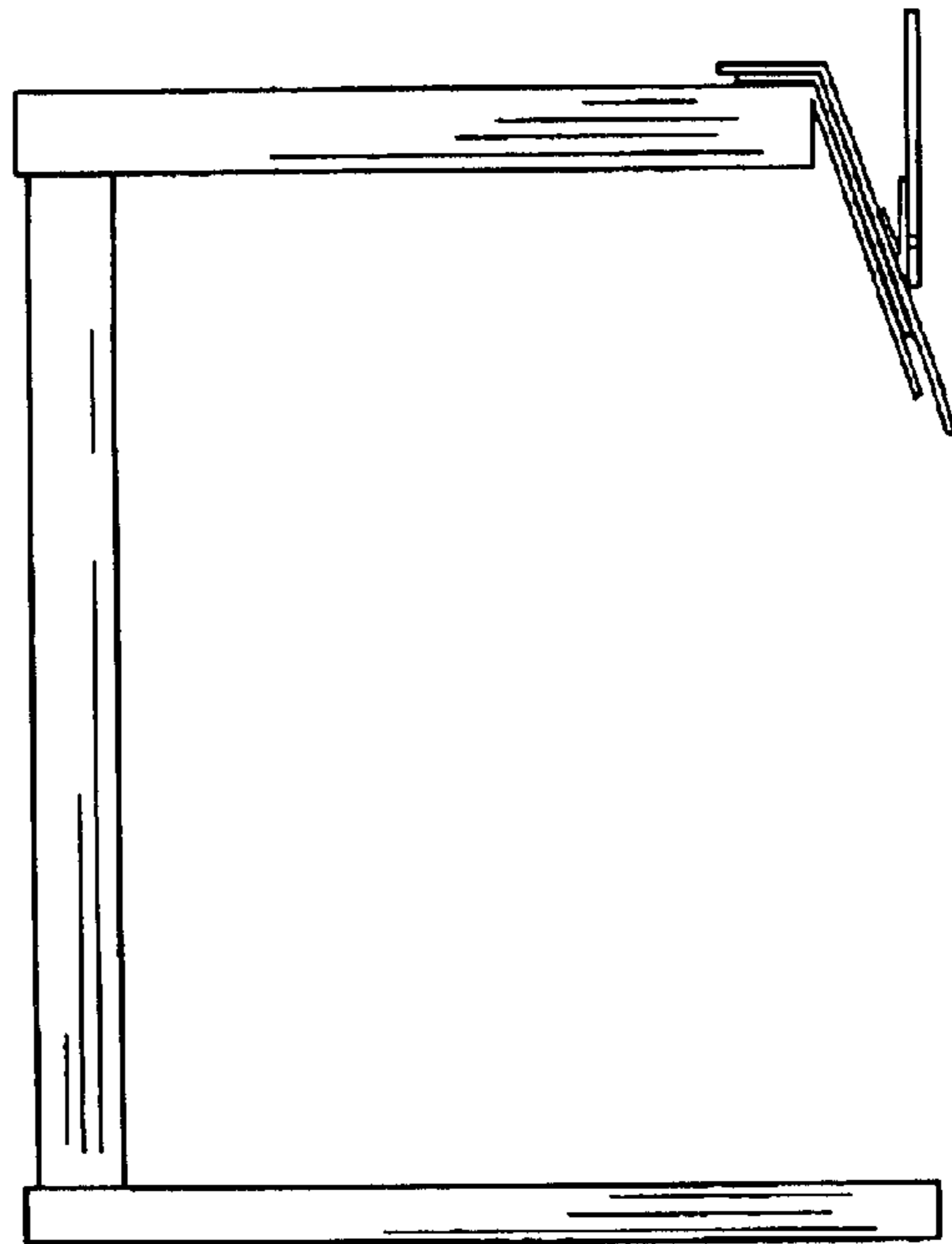


FIG. 5

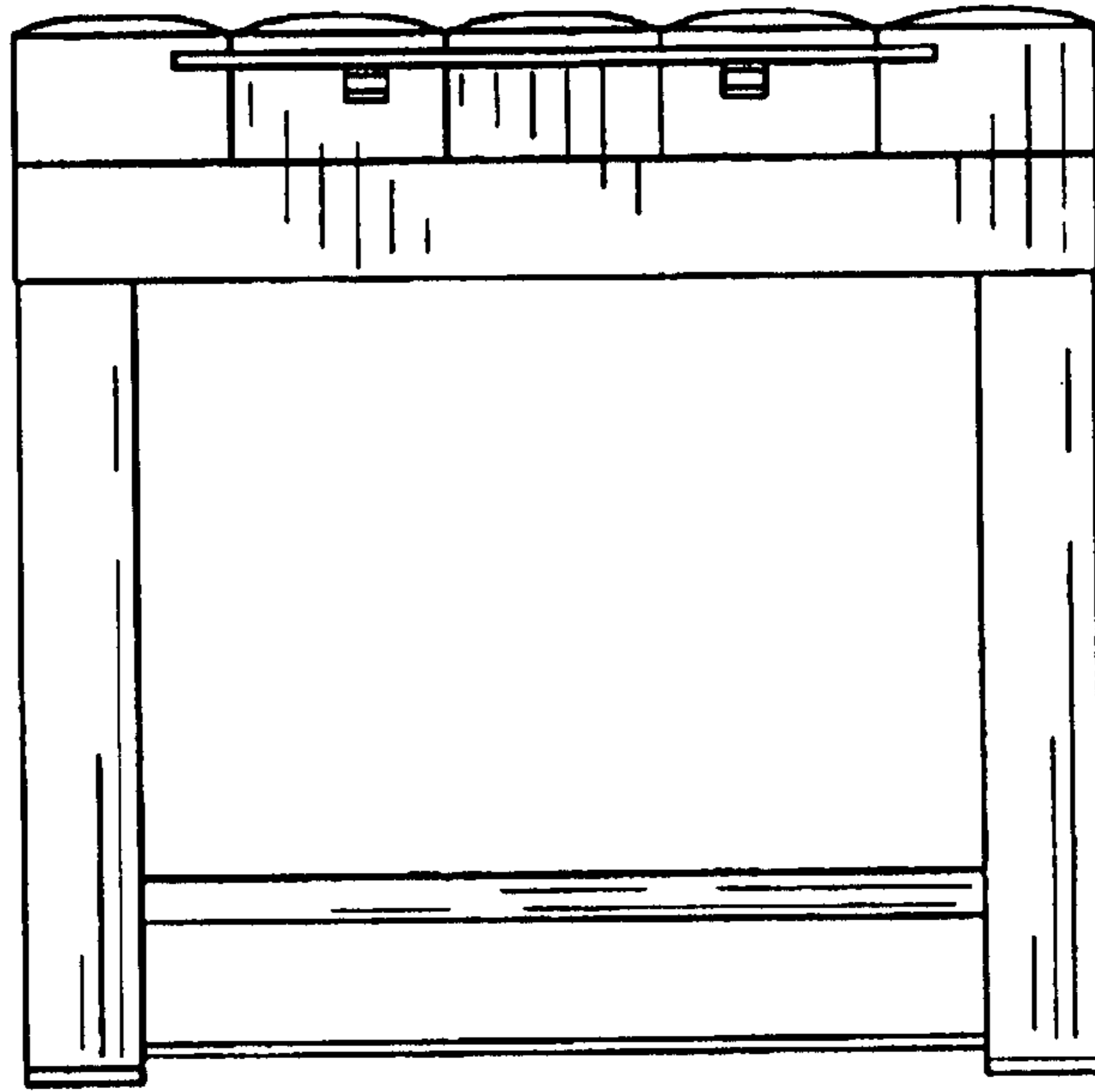


FIG. 6




FIG. 7