

US00D500415S

(12) **United States Design Patent**
Walker et al.

(10) **Patent No.:** **US D500,415 S**
(45) **Date of Patent:** **** Jan. 4, 2005**

(54) **SPACESAVER CABINET**

(75) Inventors: **David L. Walker**, Chester, PA (US);
Kristin Rebman, Newark, DE (US);
Kevin Didehvar, Hockessin, DE (US);
Matt Charnik, New Castle, DE (US);
Jeffrey Harwanko, Wilmington, DE (US)

(73) Assignee: **Zenith Products Corp.**, New Castle, DE (US)

(**) Term: **14 Years**

(21) Appl. No.: **29/202,582**

(22) Filed: **Apr. 1, 2004**

(51) **LOC (7) Cl.** **06-04**

(52) **U.S. Cl.** **D6/436**

(58) **Field of Search** D6/436, 437, 477-479;
312/204, 237, 283

(56) **References Cited**

U.S. PATENT DOCUMENTS

- D428,739 S * 8/2000 Winter et al. D6/479
- D433,582 S * 11/2000 Winter et al. D6/436
- D439,074 S * 3/2001 Chen D6/436

- D460,290 S * 7/2002 Walker D6/436
- D475,865 S * 6/2003 Walker D6/436
- D491,745 S * 6/2004 Harwanko et al. D6/436
- D491,746 S * 6/2004 Harwanko D6/436

* cited by examiner

Primary Examiner—Cathron Brooks
(74) *Attorney, Agent, or Firm*—Edgar A. Zarins; Lloyd D. Doigan

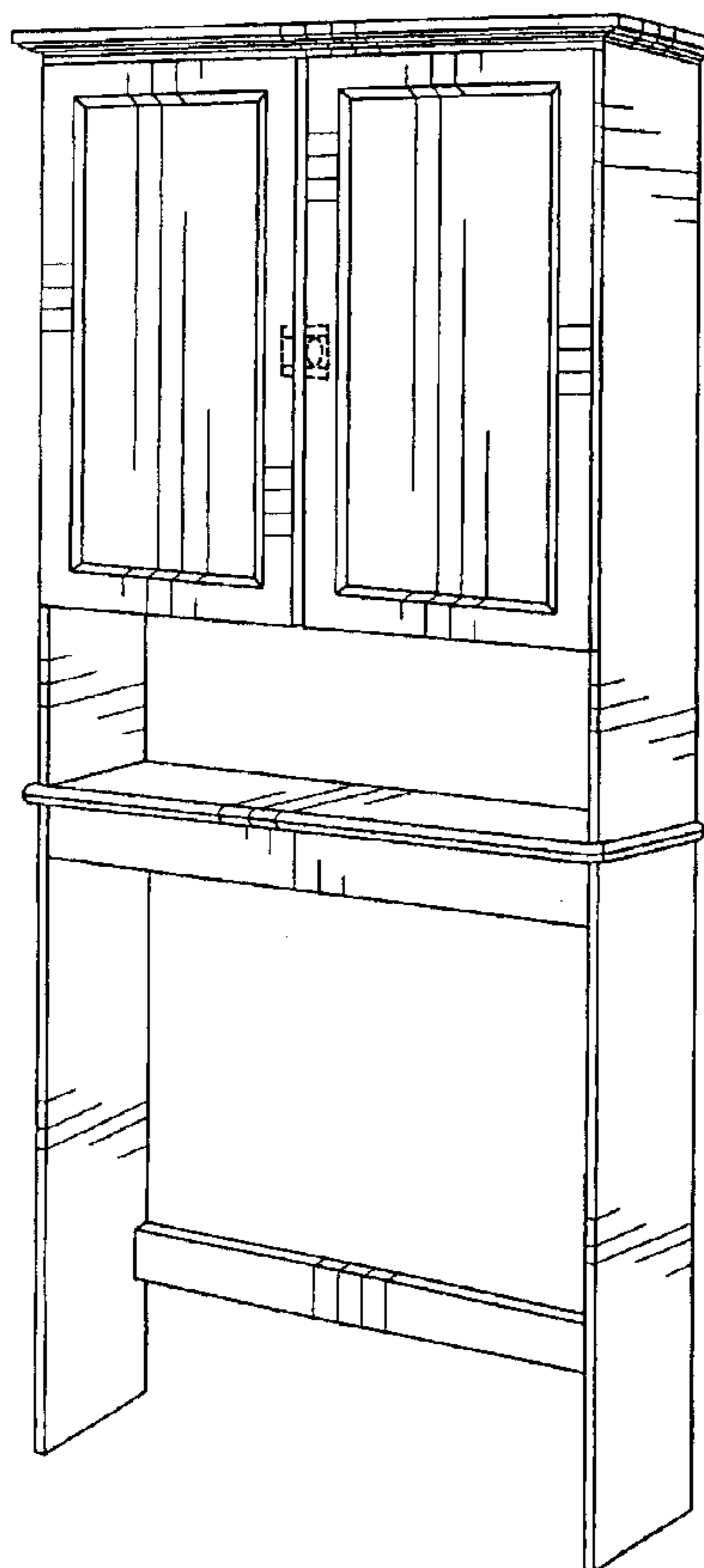
(57) **CLAIM**

The ornamental design for a spacesaver cabinet, as shown and described.

DESCRIPTION

FIG. 1 is a perspective view of a spacesaver cabinet showing our new design;
FIG. 2 is a perspective interior view thereof with the cabinet doors removed for completeness of illustration;
FIG. 3 is a front elevational view thereof;
FIG. 4 is a top plan view thereof; and,
FIG. 5 is a left side view thereof; the opposite side being a mirror image of the side shown.
The broken lines are for illustrative purposes only and form no part of the claimed design.

1 Claim, 2 Drawing Sheets




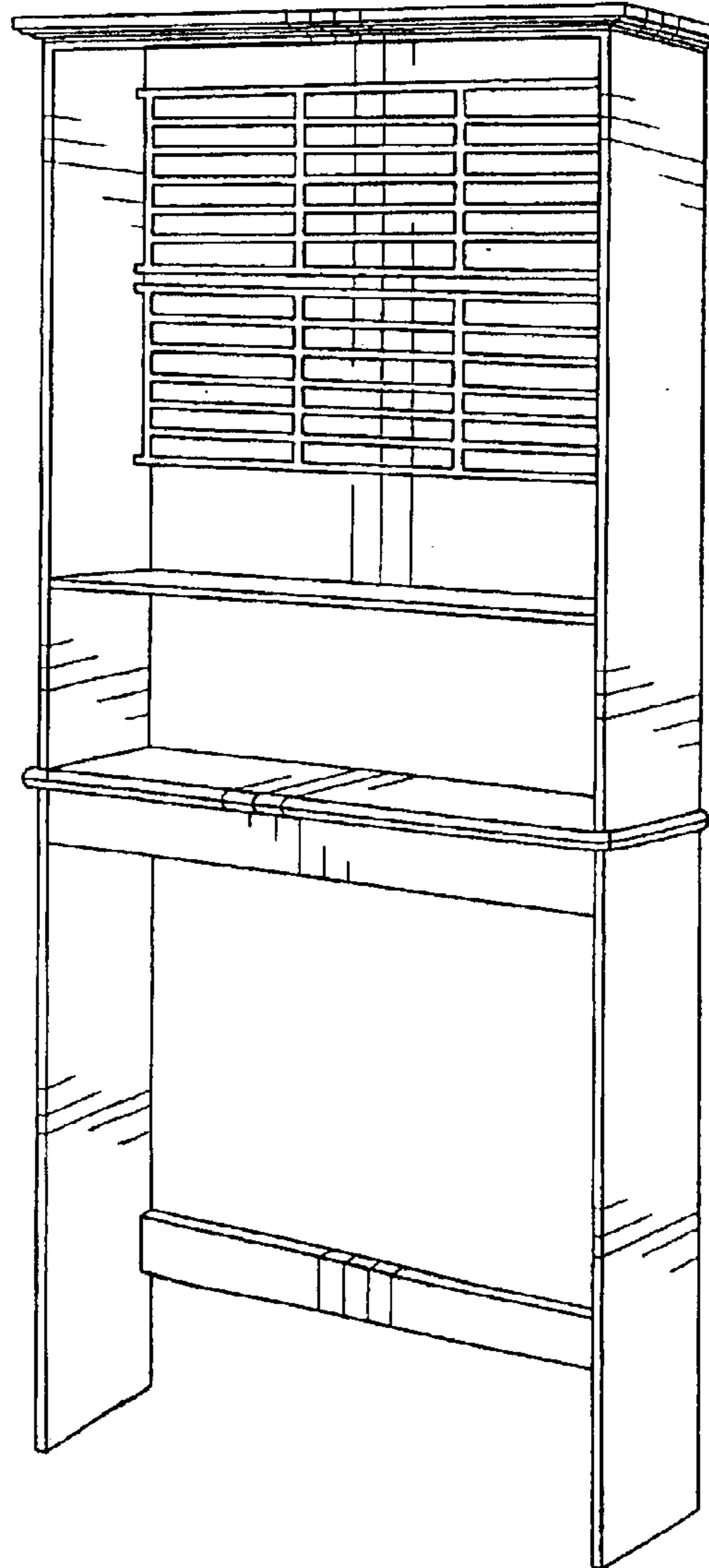


Fig-2

Fig-1



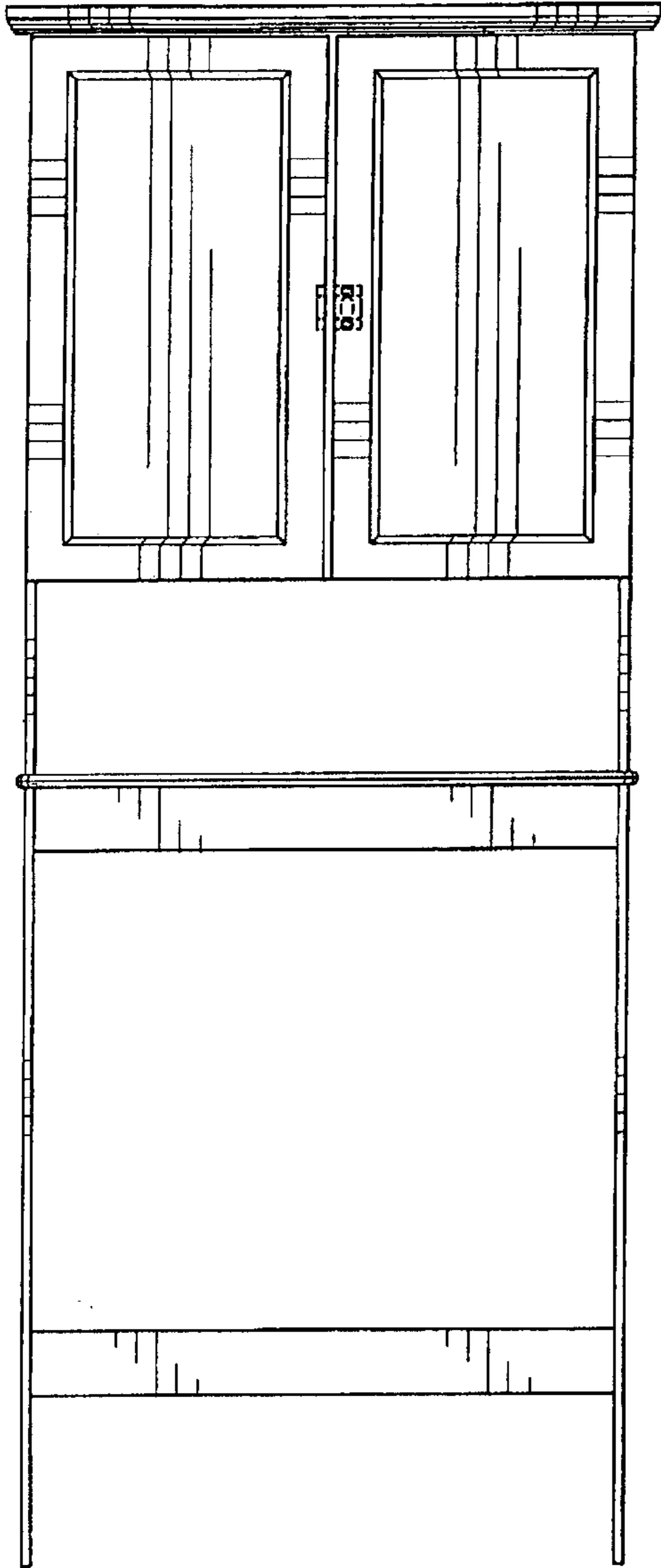


Fig-3




Fig-4

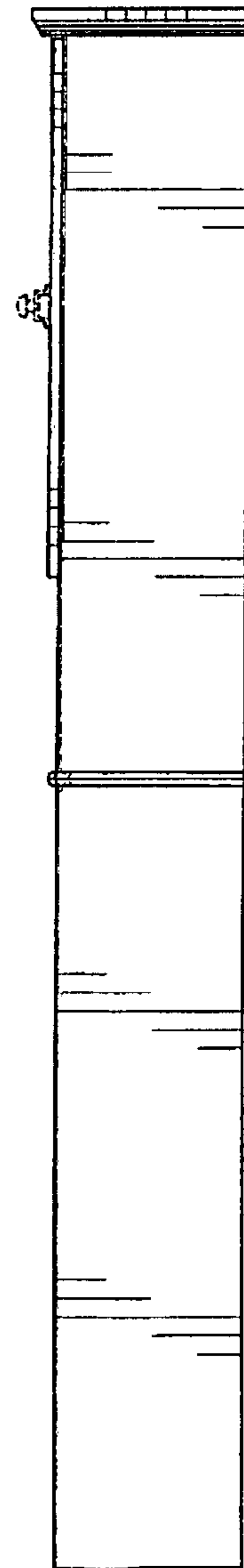


Fig-5