

US00D500404S

(12) **United States Design Patent**  
**Robbins**

(10) **Patent No.:** **US D500,404 S**  
(45) **Date of Patent:** **\*\* Jan. 4, 2005**

(54) **FOOTWEAR UPPER**

(75) Inventor: **Kenneth J. Robbins**, Glastonburg (GB)

(73) Assignee: **Wolverine World Wide, Inc.**,  
Rockford, MI (US)

(\*\*) Term: **14 Years**

(21) Appl. No.: **29/193,606**

(22) Filed: **Nov. 12, 2003**

(51) **LOC (7) Cl.** ..... **02-99**

(52) **U.S. Cl.** ..... **D2/969**

(58) **Field of Search** ..... D2/896, 900, 902,  
D2/907, 908, 919, 922, 923, 925, 926,  
929, 939, 969; 36/45, 50.1, 77 M, 77 R,  
83, 88, 113, 114, 126-130

(56) **References Cited**

**U.S. PATENT DOCUMENTS**

D428,691 S	*	8/2000	Matis	.....	D2/969
D447,328 S	*	9/2001	Duclos	.....	D2/969
D458,442 S	*	6/2002	Matis	.....	D2/969
D481,856 S	*	11/2003	Belley et al.	.....	D2/969
D487,621 S	*	3/2004	Robbins	.....	D2/969

**OTHER PUBLICATIONS**

Merrell Fall 2002 Catalog, pp 46, 54.  
Merrell Fall 2001 Catalog, p 34.

\* cited by examiner

*Primary Examiner*—Dominic Simone

(74) *Attorney, Agent, or Firm*—Warner Norcross & Judd

(57) **CLAIM**

The ornamental design for footwear upper, as shown and described.

**DESCRIPTION**

FIG. 1 is a perspective view of the footwear upper embodying the new design;

FIG. 2 is a top plan view thereof;

FIG. 3 is a right side elevational view thereof;

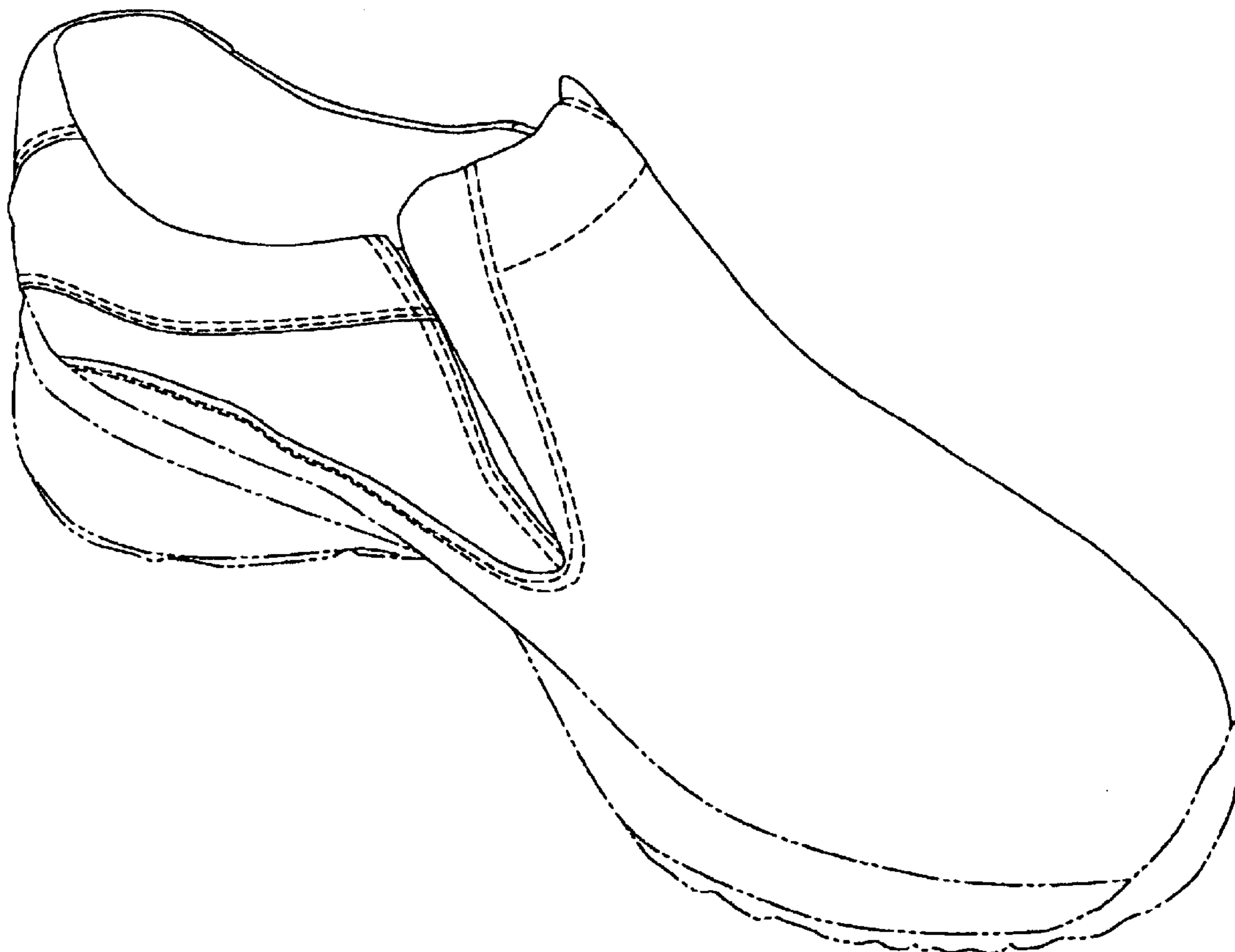
FIG. 4 is a left side elevational view thereof;

FIG. 5 is a front elevational view thereof; and,

FIG. 6 is a rear elevational view thereof.

FIGS. 1-6 show a sole in broken lines. The sole is shown for environmental purposes and does not form any part of the claimed design.

**1 Claim, 4 Drawing Sheets**



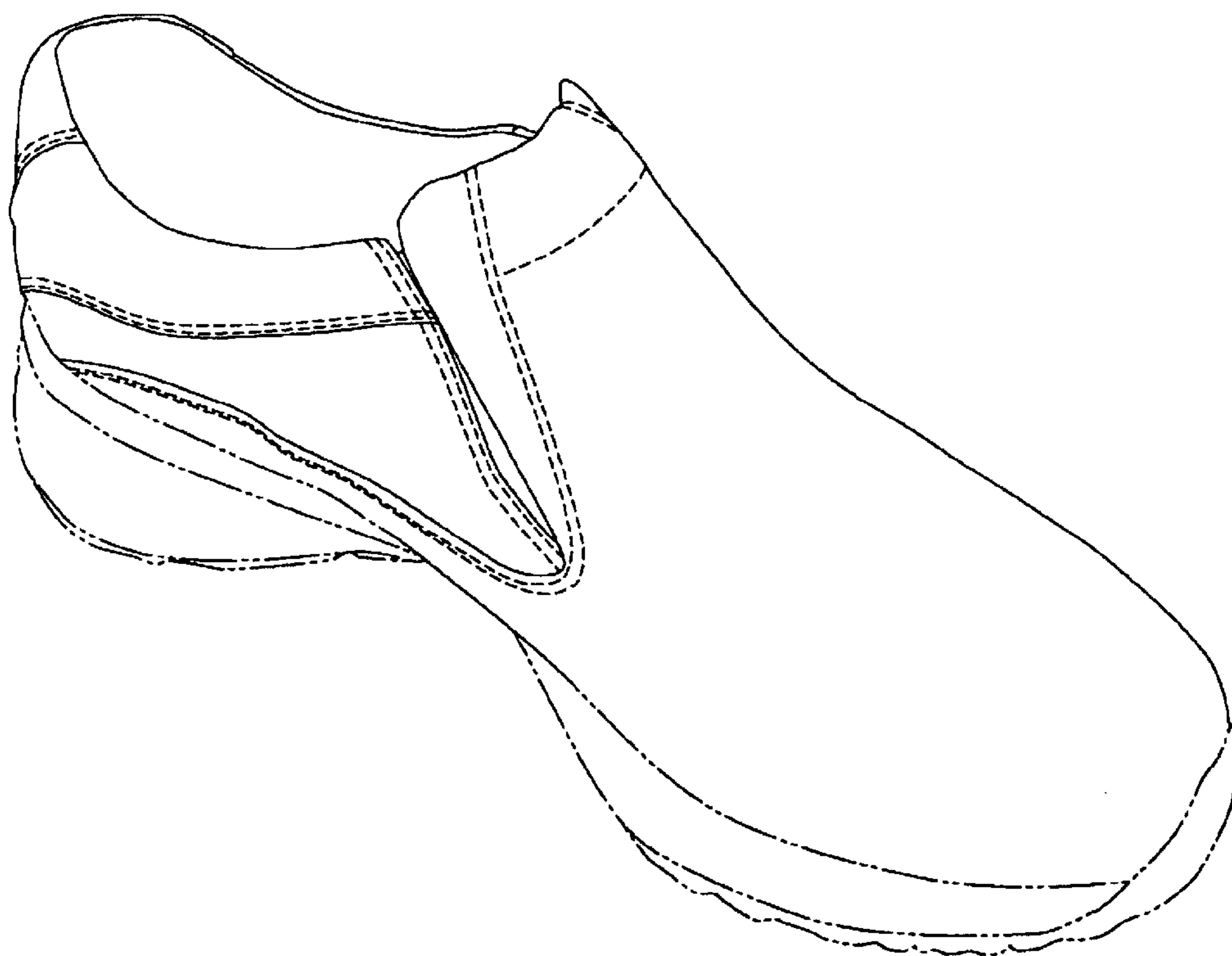


Fig. 1

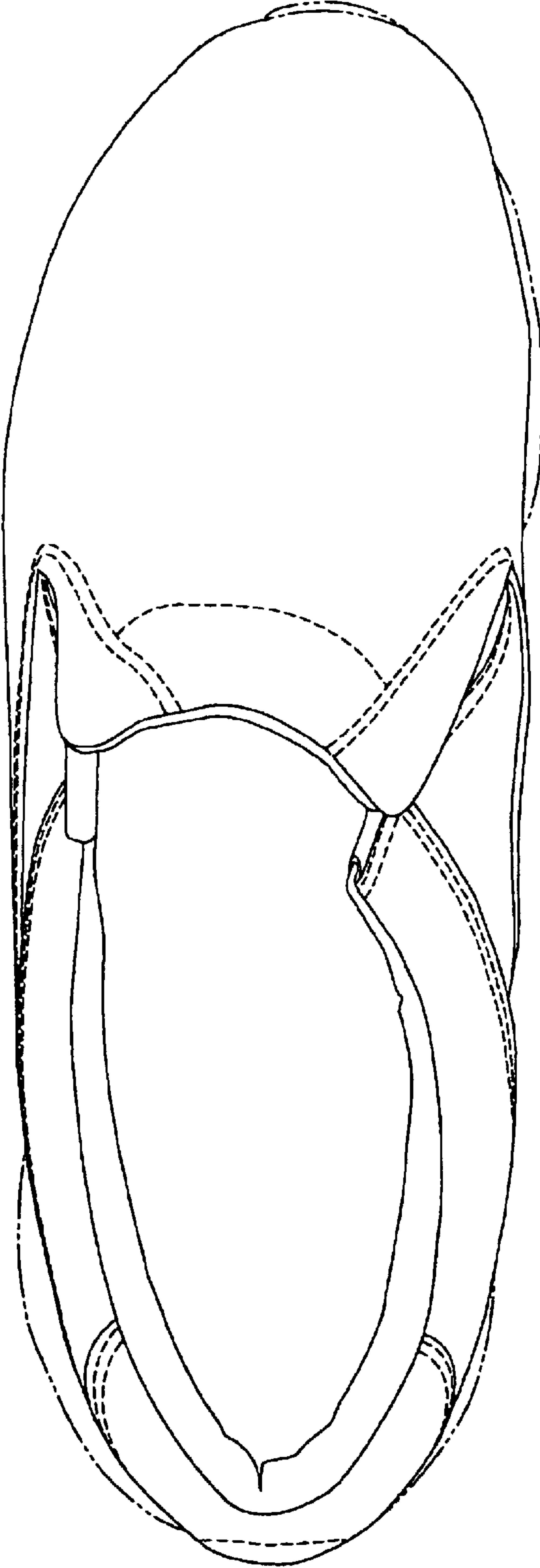


Fig. 2




Fig. 3




Fig. 4

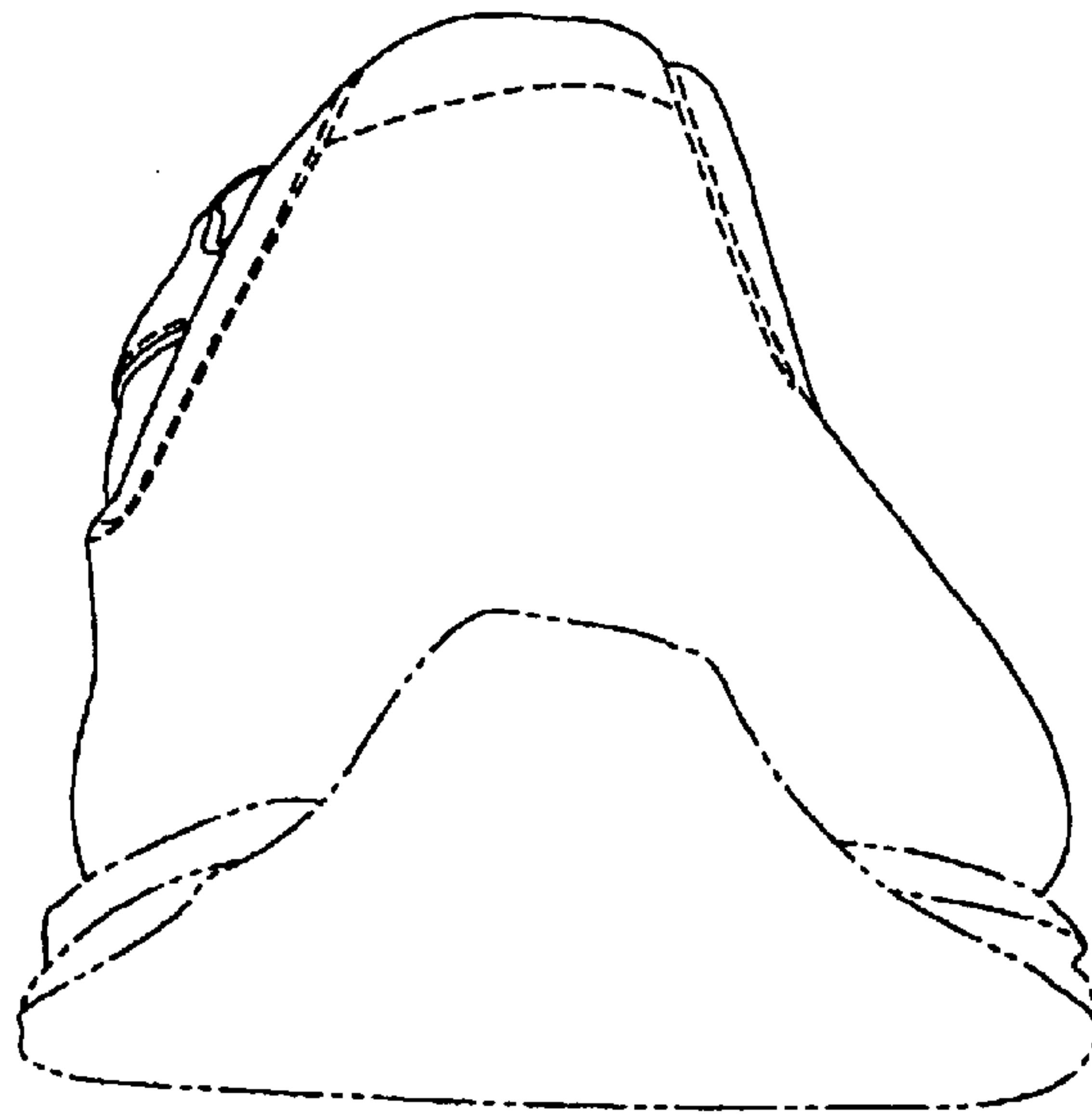


Fig. 5

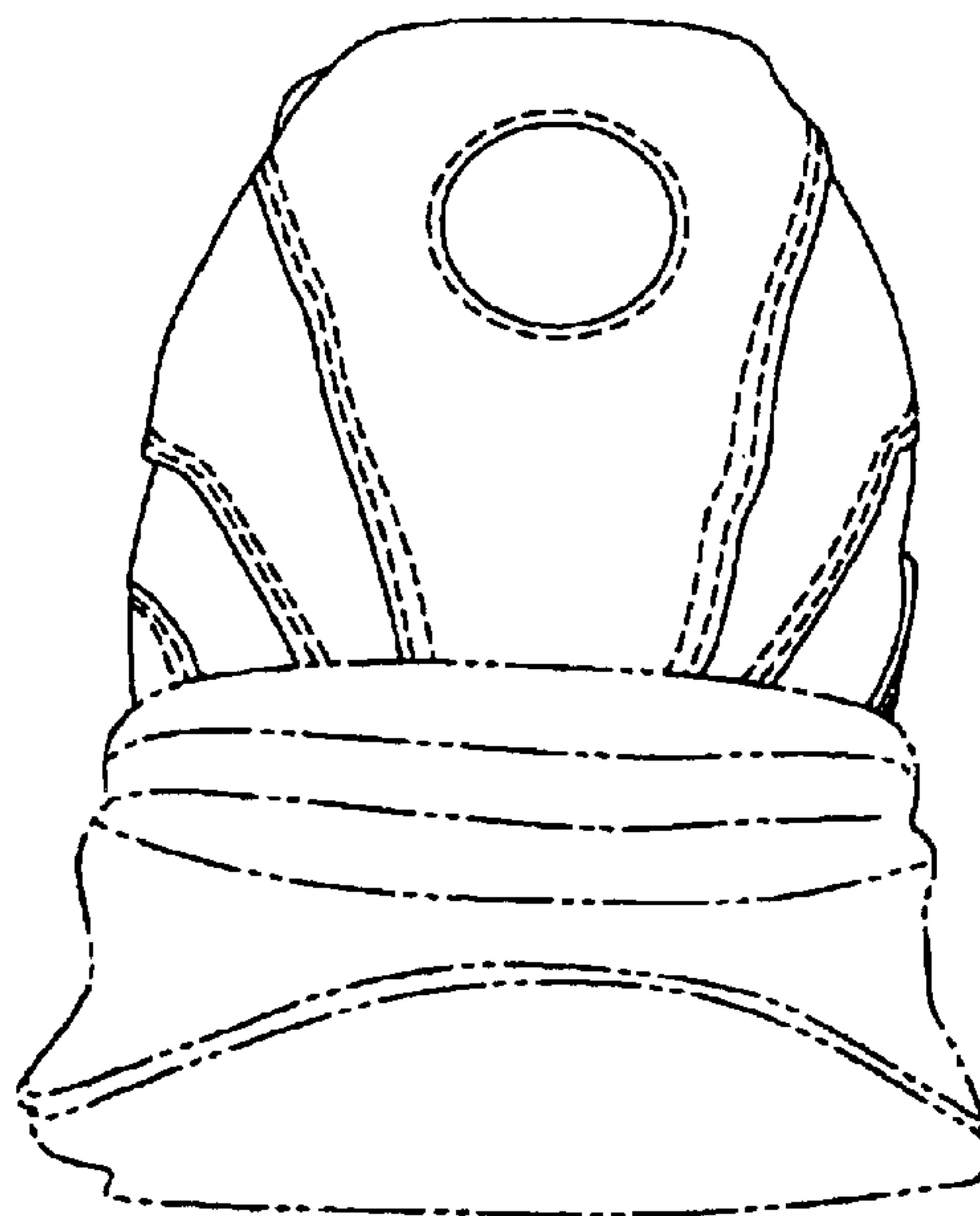


Fig. 6