

US00D500394S

(12) **United States Design Patent**
VanErmen

(10) **Patent No.:** **US D500,394 S**

(45) **Date of Patent:** **** Dec. 28, 2004**

(54) **PROTECTIVE GLOVE**

(76) **Inventor:** **Steven R. VanErmen**, 6491 Old Darby Trail NE., Ada, MI (US) 49307

(**) **Term:** **14 Years**

(21) **Appl. No.:** **29/201,554**

(22) **Filed:** **Mar. 16, 2004**

(51) **LOC (7) Cl.** **06-13**

(52) **U.S. Cl.** **D29/118**

(58) **Field of Search** D2/610, 613-615, D2/622-623, 999; D29/113, 118, 119, 122, 123; 2/16, 20, 158-159, 161.1, 910, 917, 161.6; D28/63; D21/588

(56) **References Cited**

U.S. PATENT DOCUMENTS

1,215,163 A	*	2/1917	Johnson	2/158
1,362,461 A	*	12/1920	Anast	D29/113
2,025,710 A		12/1935	Beemer		
4,573,220 A		3/1986	Baker		
4,751,747 A		6/1988	Banks et al.		
5,200,263 A		4/1993	Gould et al.		
D355,521 S		2/1995	Galdi		
5,497,510 A		3/1996	Knowles et al.		
5,528,772 A		6/1996	Cheek		
5,564,127 A		10/1996	Manne		

5,566,394 A	10/1996	Flick	
D389,608 S	1/1998	Kraatz	
5,745,919 A	5/1998	Kraatz	
D412,048 S	7/1999	Schiazza	
6,009,557 A	*	1/2000	Witta 2/159
6,209,137 B1	4/2001	Wallick	
6,457,182 B1	10/2002	Szczesuil et al.	
2001/0049838 A1	12/2001	Fitz	

* cited by examiner

Primary Examiner—Robert A. Delehanty

(74) *Attorney, Agent, or Firm*—Quarles & Brady LLP

(57) **CLAIM**

The ornamental design for a protective glove, as shown and described.

DESCRIPTION

FIG. 1 is a front view of the protective glove showing the repeating pentagonal shaped pattern;

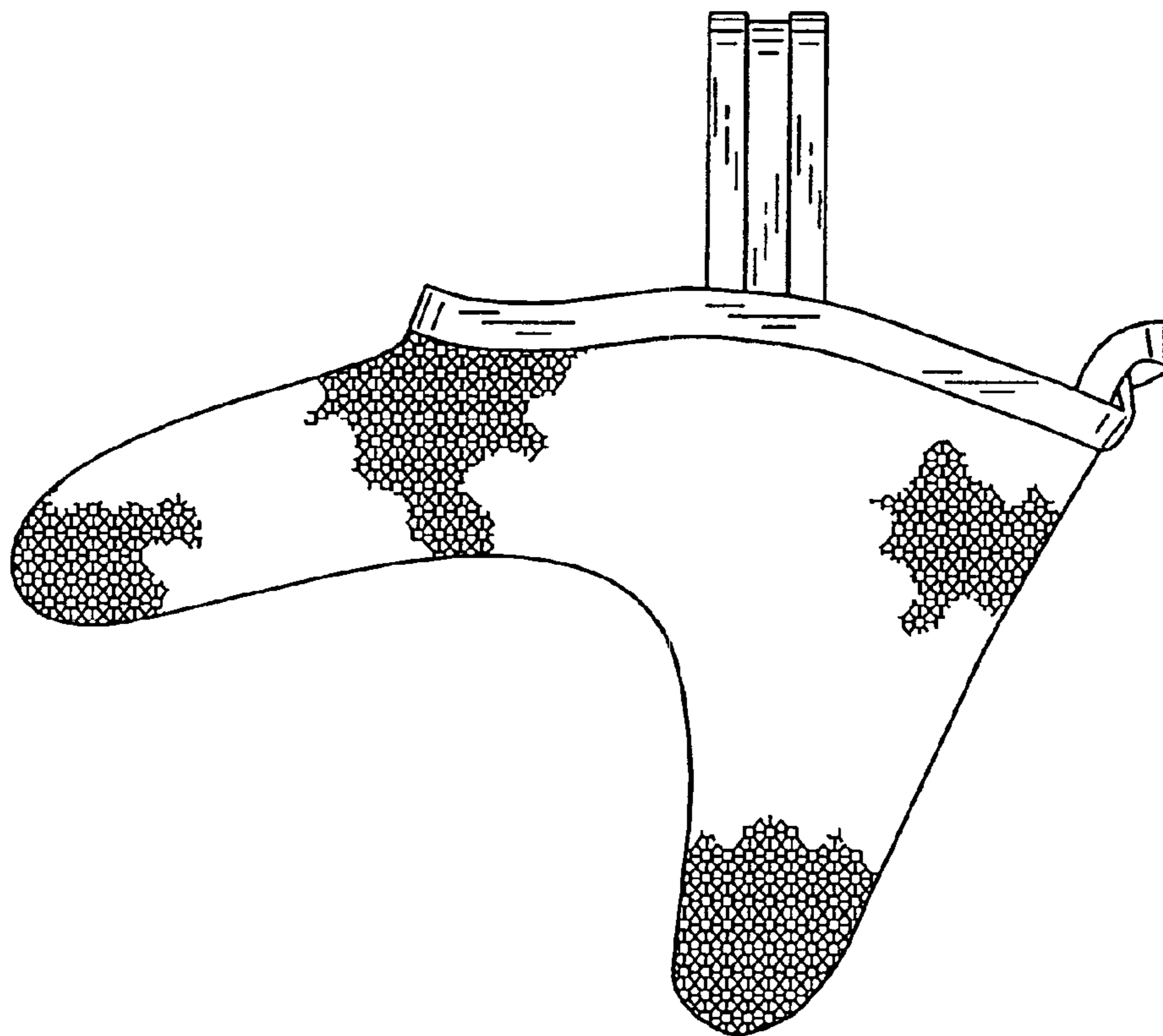
FIG. 2 is a top view of the protective glove shown in FIG. 1;

FIG. 3 is a bottom view of the protective glove shown in FIG. 1;

FIG. 4 is a left side view of the protective glove shown in FIG. 1; and,

FIG. 5 is a right side view of the protective glove shown in FIG. 1.

1 Claim, 2 Drawing Sheets



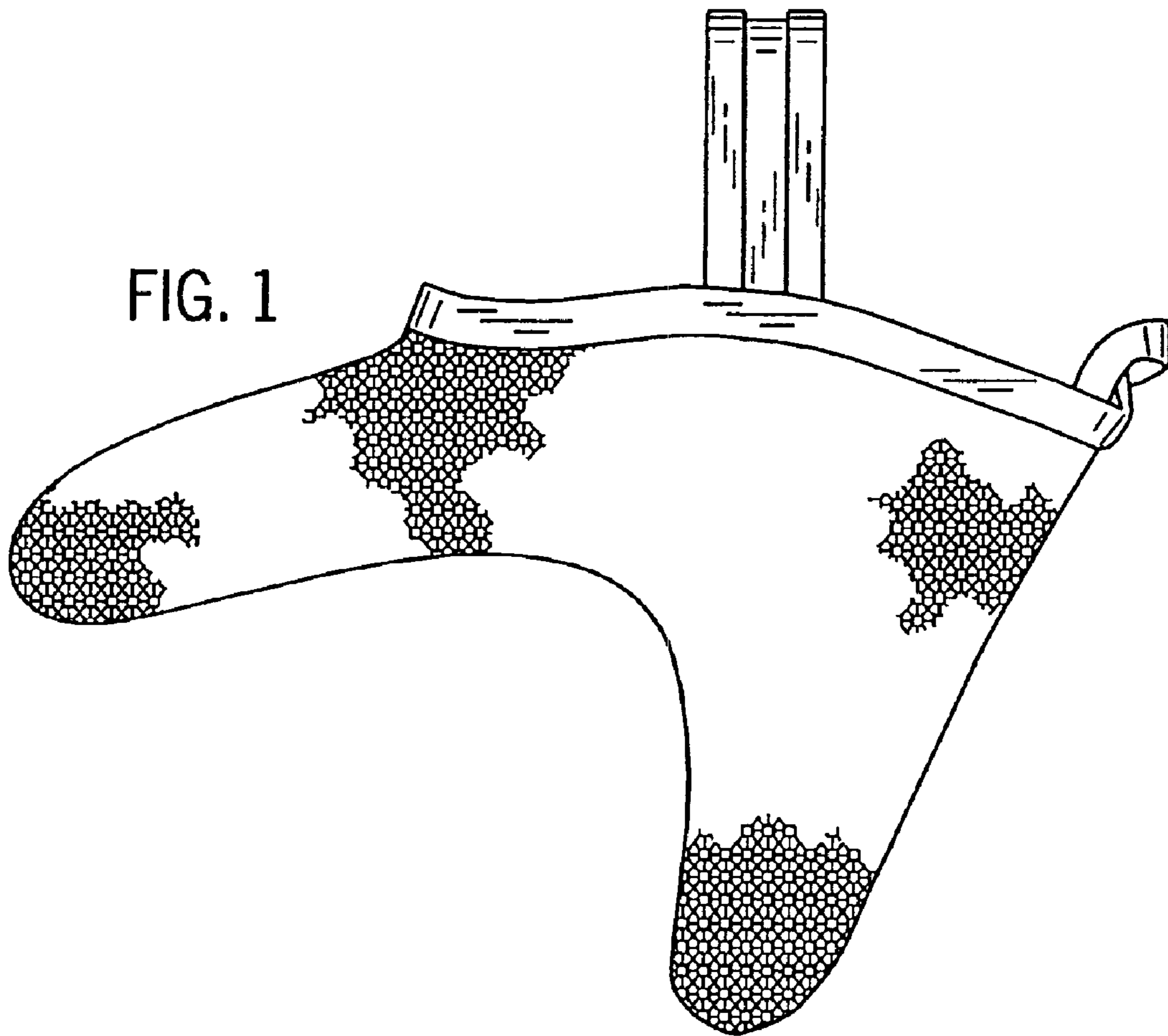


FIG. 2



FIG. 3

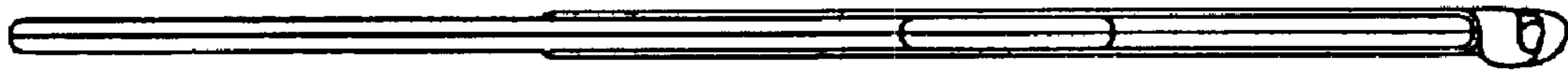


FIG. 4



FIG. 5

