

US00D500392S

(12) **United States Design Patent**
Buck, Jr. et al.

(10) **Patent No.:** **US D500,392 S**
(45) **Date of Patent:** **** Dec. 28, 2004**

(54) **CLIPPER LID WITH INSERT**

(75) Inventors: **Robert N. Buck, Jr.**, Rock Falls, IL (US); **Charles Choi**, Chicago, IL (US)

(73) Assignee: **Wahl Clipper Corporation**, Sterling, IL (US)

(**) Term: **14 Years**

(21) Appl. No.: **29/202,539**

(22) Filed: **Apr. 1, 2004**

(51) **LOC (7) Cl.** **28-03**

(52) **U.S. Cl.** **D28/54**

(58) **Field of Search** D28/44, 44.1, D28/49-54; 30/32, 34.01, 34.1, 41, 43-43.92, 195, 201, 208, 210

(56) **References Cited**

U.S. PATENT DOCUMENTS

1,761,550 A	6/1930	Wahl	
2,031,519 A	2/1936	Winans	
D166,751 S	5/1952	Ianelli	
D176,925 S	2/1956	Munsch	
2,789,347 A	4/1957	Wahl et al.	
D244,640 S	6/1977	Long	
D339,213 S	9/1993	Wahl et al.	
D435,936 S	* 1/2001	Long et al. D28/54
D464,172 S	* 10/2002	Shepperson D28/48
D482,822 S	* 11/2003	Buck, Jr. et al. D28/49

2002/0032964 A1 * 3/2002 Westerhof et al. 30/41

* cited by examiner

Primary Examiner—Jennifer Rivard

(74) *Attorney, Agent, or Firm*—Greer, Burns & Crain, Ltd.

(57) **CLAIM**

The ornamental design for a clipper lid with insert, as shown and described.

DESCRIPTION

FIG. 1 is a top perspective view of a first embodiment of the present clipper lid;

FIG. 2 is a top view of same;

FIG. 3 is a right side view of same;

FIG. 4 is a left side view of the clipper lid of FIG. 1;

FIG. 5 is a front view of same;

FIG. 6 is a rear view of the clipper lid of FIG. 1;

FIG. 7 is a top perspective view of a second embodiment of the present clipper lid;

FIG. 8 is a top view of same;

FIG. 9 is a left side of the clipper lid of FIG. 7;

FIG. 10 is a right side view of same;

FIG. 11 is a rear view of same; and,

FIG. 12 is a front view of the clipper lid of FIG. 7.

It should be noted that the broken lines in the drawings are for purposes of explanation only and form no part of the claimed invention.

1 Claim, 4 Drawing Sheets

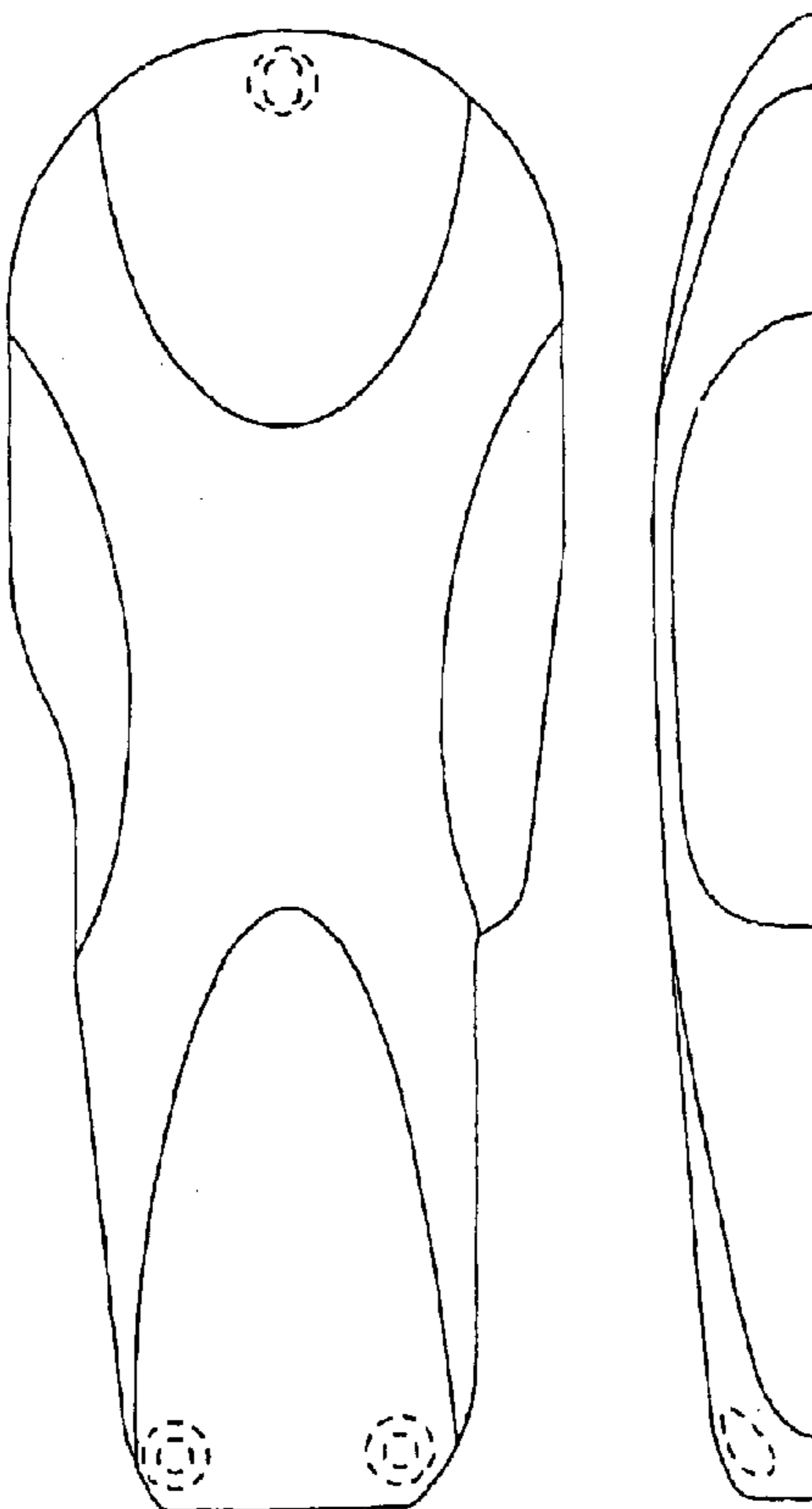



FIG.1



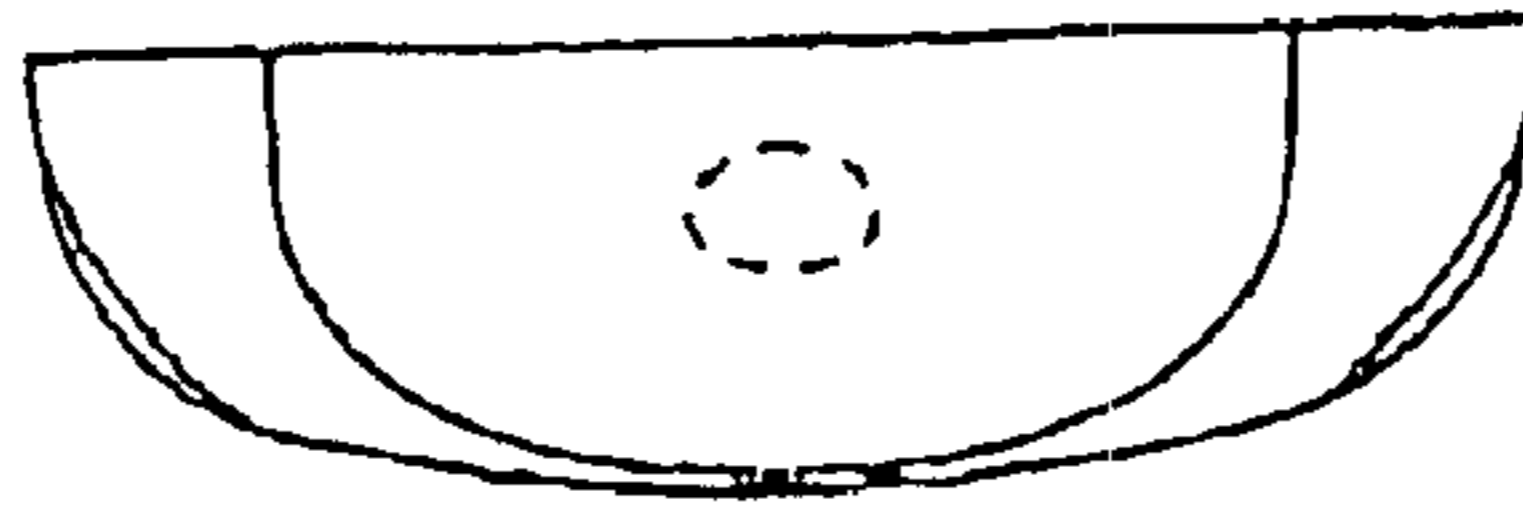


FIG. 5




FIG. 3

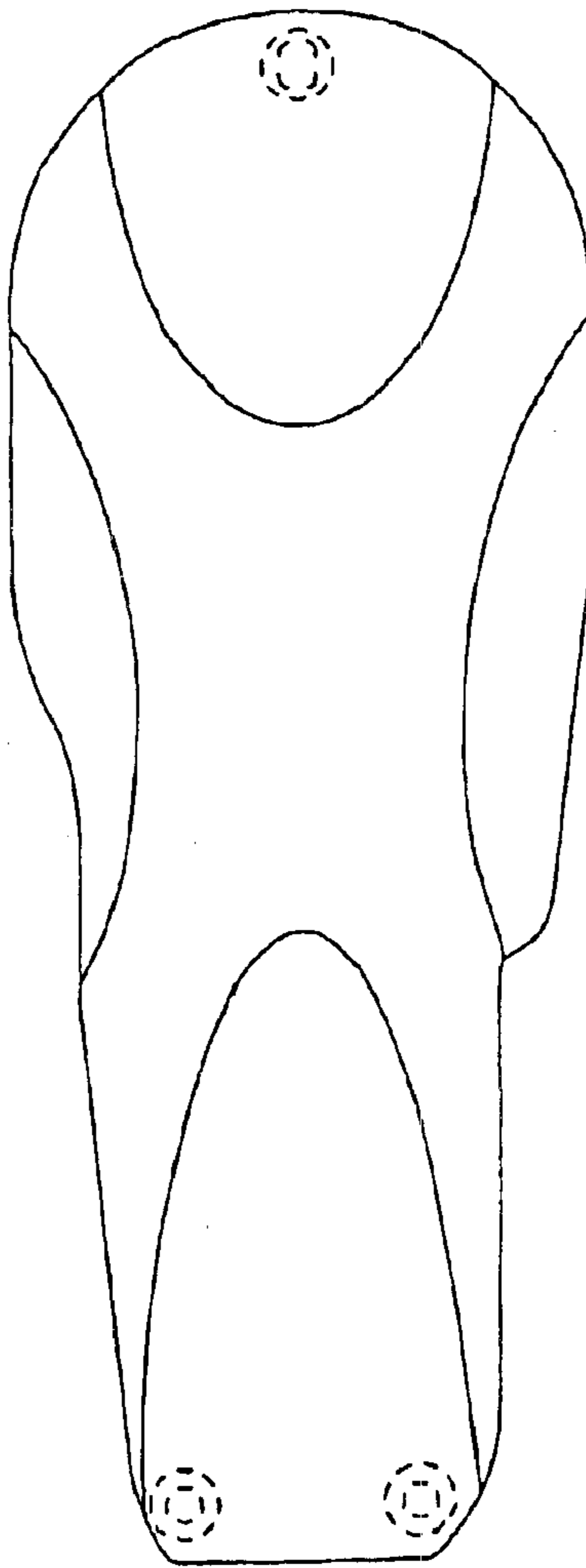


FIG. 2




FIG. 4



FIG. 6




FIG.7



FIG.11




FIG.9

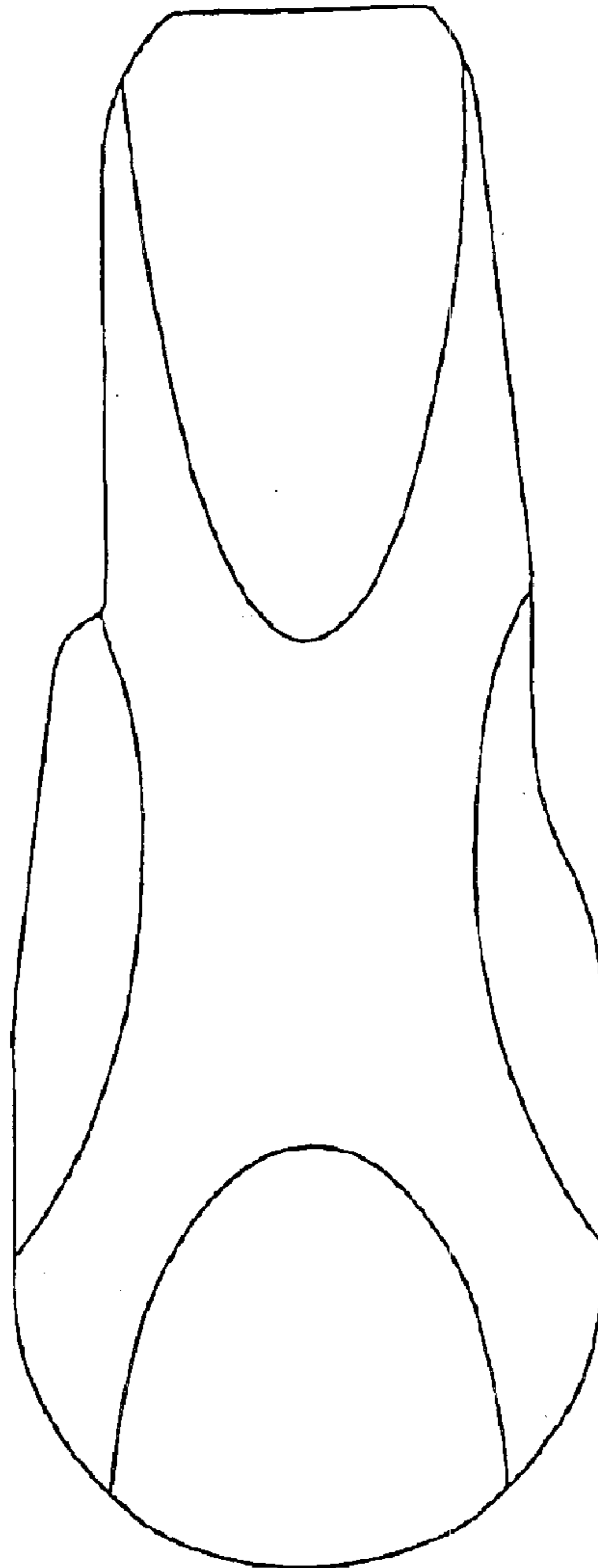


FIG.8



FIG.10




FIG.12