



US00D500390S

(12) **United States Design Patent**
Gray

(10) **Patent No.:** **US D500,390 S**
(45) **Date of Patent:** **** Dec. 28, 2004**

- (54) **RAZOR HANDLE GRIP**
- (75) Inventor: **Michael J. Gray, Duxbury, MA (US)**
- (73) Assignee: **The Gillette Company, Boston, MA (US)**
- (**) Term: **14 Years**
- (21) Appl. No.: **29/197,211**
- (22) Filed: **Jan. 9, 2004**
- (51) **LOC (7) Cl.** **28-03**
- (52) **U.S. Cl.** **D28/47**
- (58) **Field of Search** D28/44, 44.1,
D28/45-48; 30/32, 34.05, 34.1, 34.2, 41,
47, 48, 50, 51, 57, 526-528, 532, 537

D377,696 S	1/1997	Schultz	D28/45
D391,676 S	3/1998	Sulik	D28/51
D392,417 S	3/1998	Gray	D28/48
D392,418 S	3/1998	Gray	D28/45
D396,129 S	7/1998	Gray	D28/46
5,782,346 A	7/1998	Gray et al.	206/228
5,784,790 A	7/1998	Carson, III et al.	30/532
D397,512 S	8/1998	Gray	D28/48
D404,527 S	1/1999	Gray	D28/45
5,890,296 A *	4/1999	Metcalf et al.	30/526
D416,109 S	11/1999	Wonderley	D28/48
D419,265 S	1/2000	Gray	D28/48
D422,117 S	3/2000	Motta	D28/48
D438,342 S	2/2001	Gray	D28/48
D444,267 S	6/2001	Gray	D28/48

(56) **References Cited**

U.S. PATENT DOCUMENTS

1,373,874 A	4/1921	Engstrom	
D131,940 S	4/1942	VanSlyke	
2,370,815 A	3/1945	Ross	30/62
D150,439 S	8/1948	Neilsen	D22/3
2,665,476 A	1/1954	Leonard	30/30
D193,299 S	7/1962	Dreyfuss	D22/3
D248,577 S	7/1978	Byrne	D28/48
D254,692 S	4/1980	Del Re	D28/46
4,281,455 A	8/1981	Dixon et al.	30/47
D260,944 S	9/1981	Gray	D28/46
D266,960 S	11/1982	Gray et al.	D28/48
4,403,414 A	9/1983	Kiraly et al.	30/57
4,413,411 A	11/1983	Trotta	30/85
4,422,237 A	12/1983	Trotta	30/85
D277,987 S	3/1985	Jacobson et al.	D28/48
D293,036 S	12/1987	Iten et al.	D28/48
D305,265 S	12/1989	Motta et al.	D28/48
D307,334 S	4/1990	Ferraro et al.	D28/46
D311,784 S	10/1990	Schwartz	D28/48
5,031,319 A	7/1991	Althaus et al.	30/85
5,331,740 A	7/1994	Carson, III et al.	30/50
D351,485 S	10/1994	Miskin	D28/46
D355,049 S	1/1995	Yasui	D28/48
5,533,263 A	7/1996	Gilder	30/87
D377,238 S	1/1997	Byrne	D28/48

FOREIGN PATENT DOCUMENTS

EP	418726	1/1995	B26B/21/52
GB	1565296	4/1980		
GB	2139541	11/1984		
RU	1481061	5/1989		

* cited by examiner

Primary Examiner—Jennifer Rivard
(74) *Attorney, Agent, or Firm*—Chester Cekala

(57) **CLAIM**

The ornamental design for a razor handle grip, as shown and described.

DESCRIPTION

FIG. 1 is a top perspective view of a razor handle grip showing my new design;
 FIG. 2 is a top plan view thereof;
 FIG. 3 is a left side elevational view, the right side elevational view being a mirror image thereof;
 FIG. 4 is a bottom plan view thereof;
 FIG. 5 is a front elevational view thereof; and,
 FIG. 6 is a rear elevational view thereof.

The broken lines showing a razor handle portion and a razor cartridge are for illustrative purposes only and form no part of the claimed design.

1 Claim, 5 Drawing Sheets



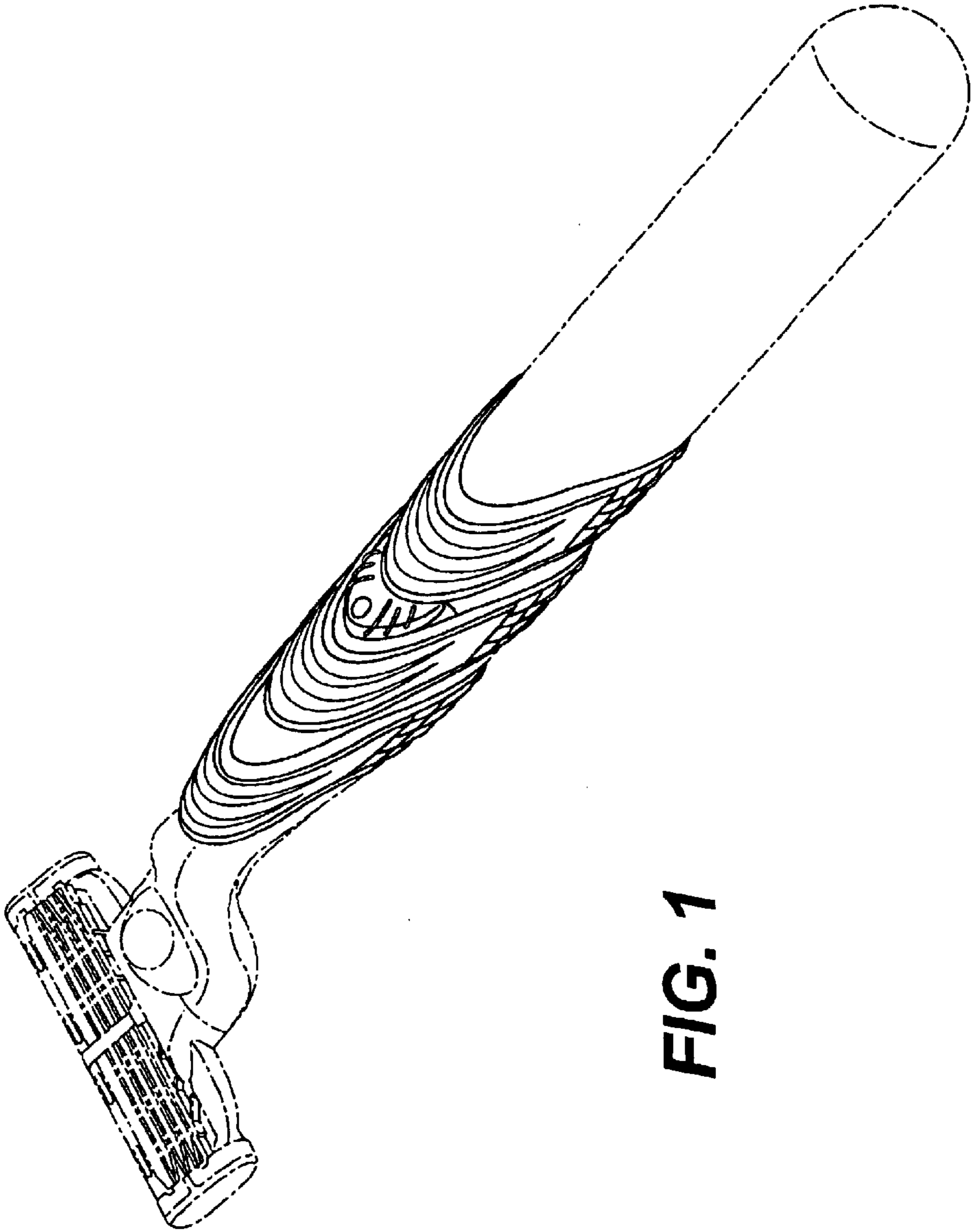


FIG. 1

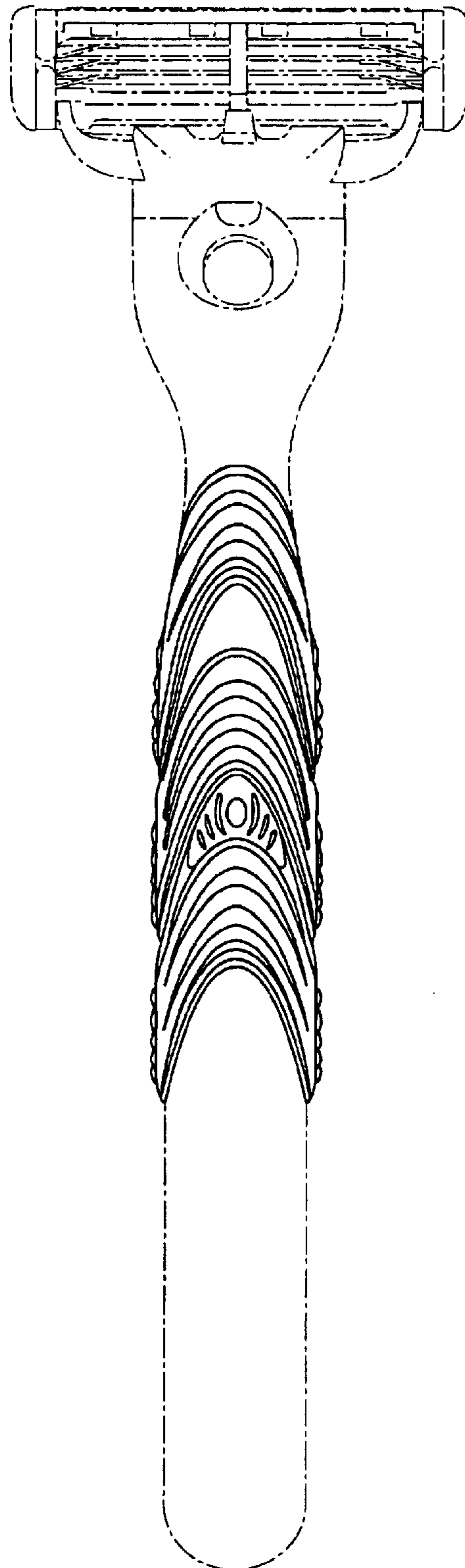


FIG. 2

FIG. 3

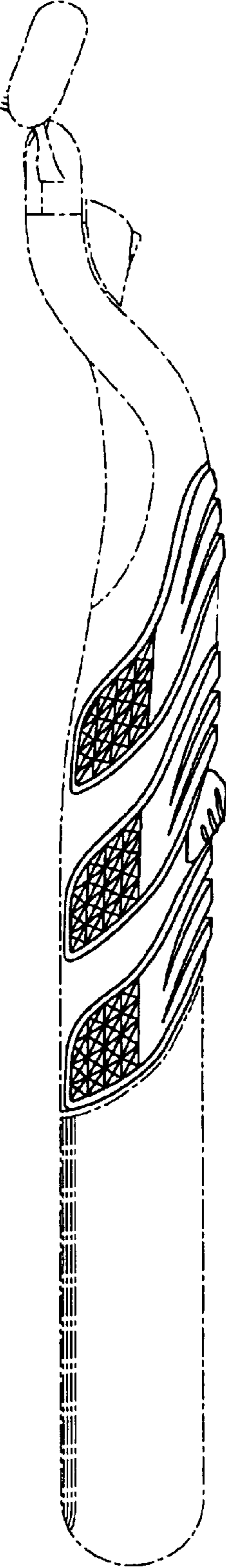


FIG. 4

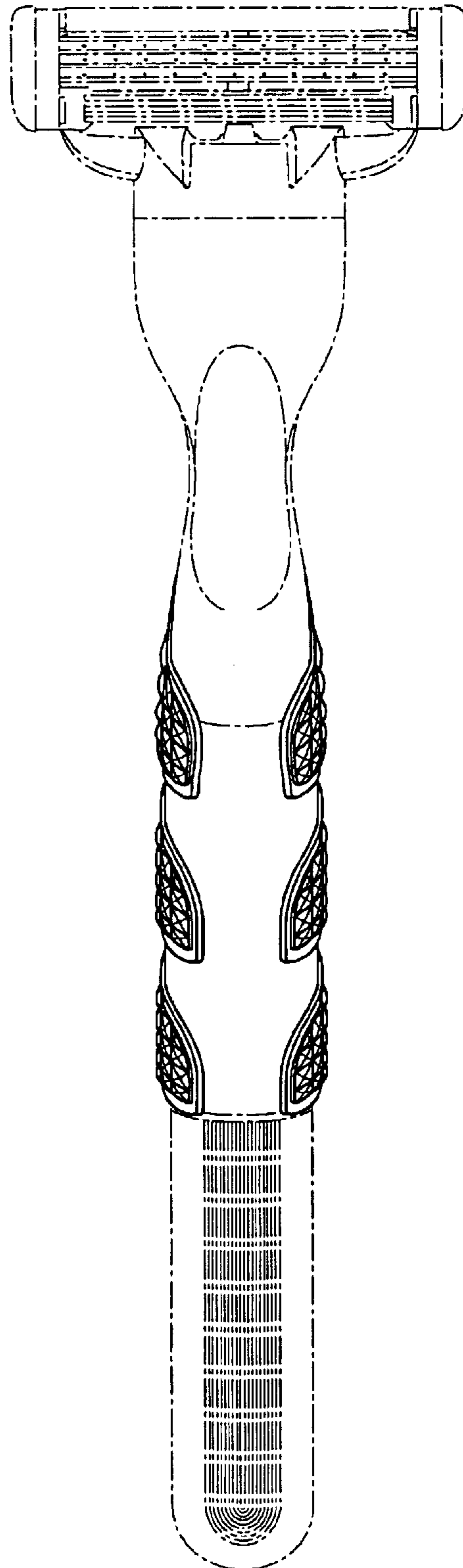


FIG. 5

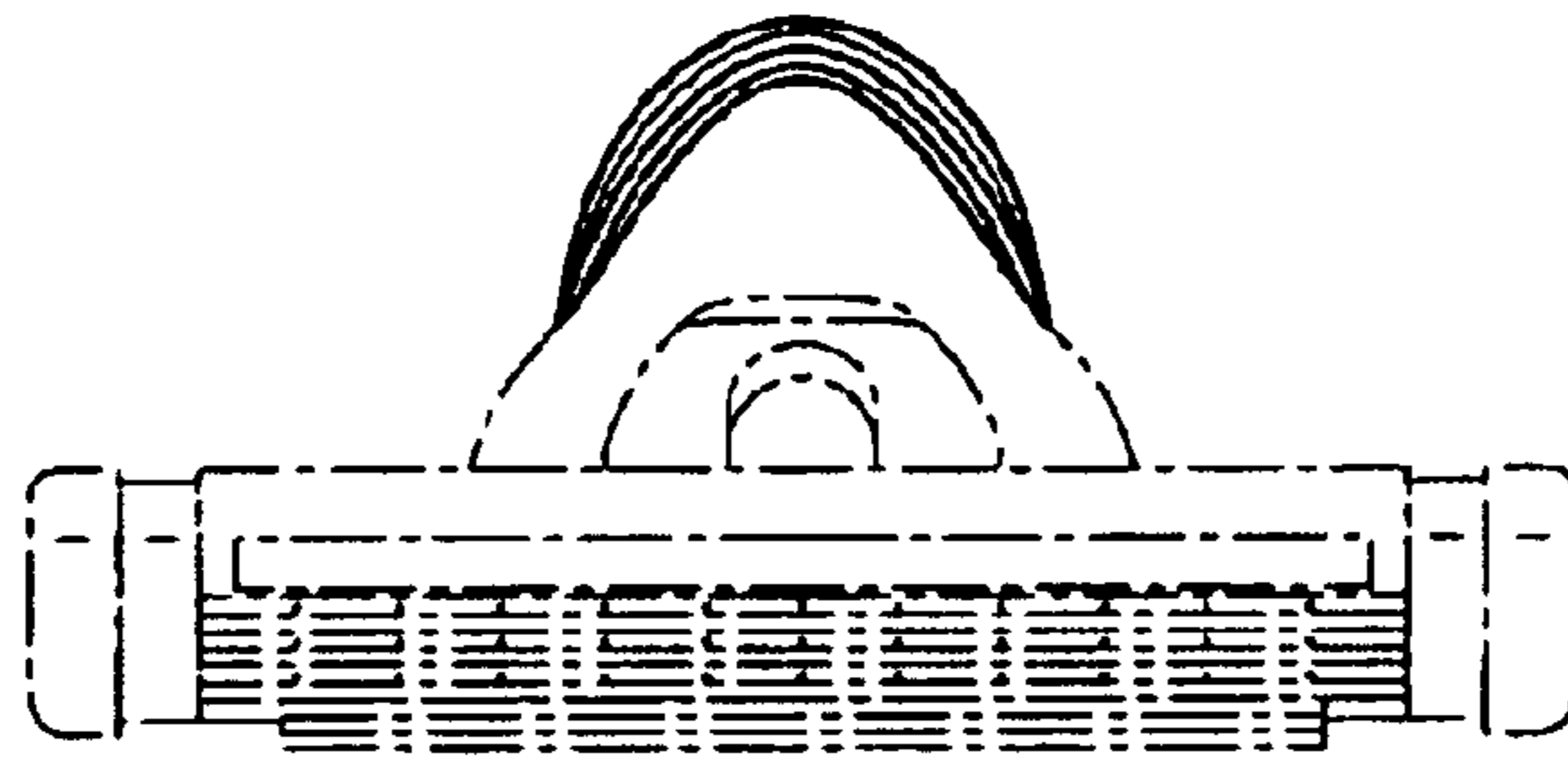


FIG. 6

