

US00D500362S

(12) **United States Design Patent**
Charette

(10) **Patent No.:** **US D500,362 S**
(45) **Date of Patent:** **** Dec. 28, 2004**

(54) **TANNING BOOTH**

4,989,279 A 2/1991 Powell
5,546,678 A * 8/1996 Dhaemers 34/275

(75) **Inventor:** **Eugene G. Charette**, Beverly, MA
(US)

FOREIGN PATENT DOCUMENTS

(73) **Assignee:** **Vertical Industries, Inc.**, Peabody, MA
(US)

DE 19956668 9/2001
EP 88420159 11/1988

(**) **Term:** **14 Years**

* cited by examiner

(21) **Appl. No.:** **29/175,456**

Primary Examiner—Ian Simmons
(74) *Attorney, Agent, or Firm*—Brij K. Agarwal; Eckert
Seamans Cherin & Mellott, LLC

(22) **Filed:** **Feb. 5, 2003**

(57) **CLAIM**

(51) **LOC (7) Cl.** **28-03**

The ornamental design for a tanning booth, as shown and described.

(52) **U.S. Cl.** **D24/209**

(58) **Field of Search** D24/209; 607/88,
607/90, 91, 94, 95, 81, 80; 4/524, 525,
612, 600, 599, 526; 600/21

DESCRIPTION

(56) **References Cited**

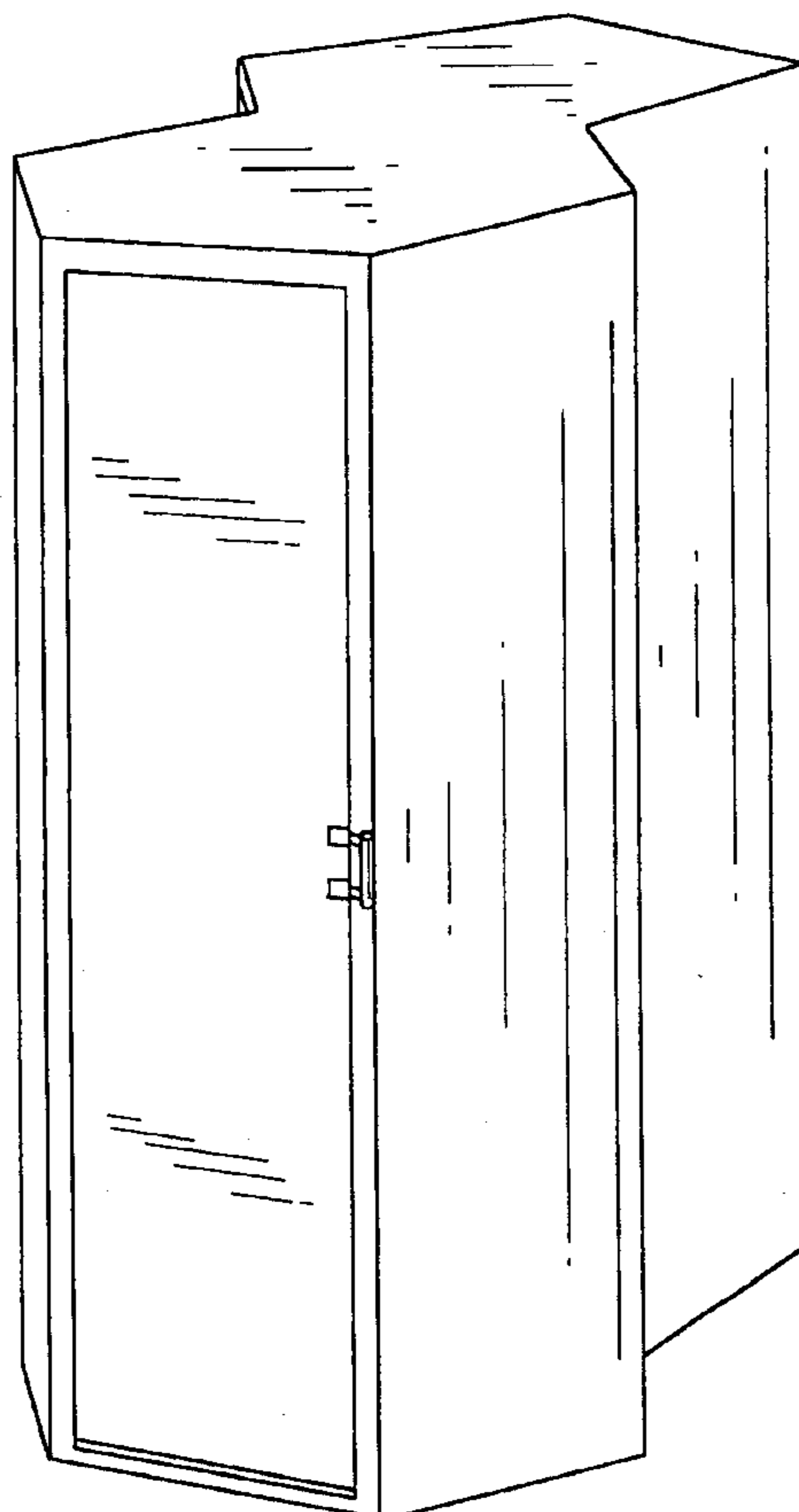
U.S. PATENT DOCUMENTS

3,877,084 A 4/1975 Johnson et al.
4,100,415 A 7/1978 Blaisdell et al.
D268,054 S * 2/1983 Charette D24/209
4,469,102 A 9/1984 Fish
D285,607 S * 9/1986 Macier D24/210
4,674,507 A 6/1987 Basso
D296,131 S * 6/1988 James D24/210
4,984,571 A * 1/1991 Springer et al. 607/94

FIG. 1 is a front perspective view of a tanning booth showing my new design;
FIG. 2 is a front elevational view thereof;
FIG. 3 is a rear elevational view thereof;
FIG. 4 is a left side elevational view thereof;
FIG. 5 is a right side elevational view thereof;
FIG. 6 is a top plan view thereof; and,
FIG. 7 is a bottom view thereof.

The broken line showing is for illustrative purposes only and forms no part of the claimed design.

1 Claim, 6 Drawing Sheets



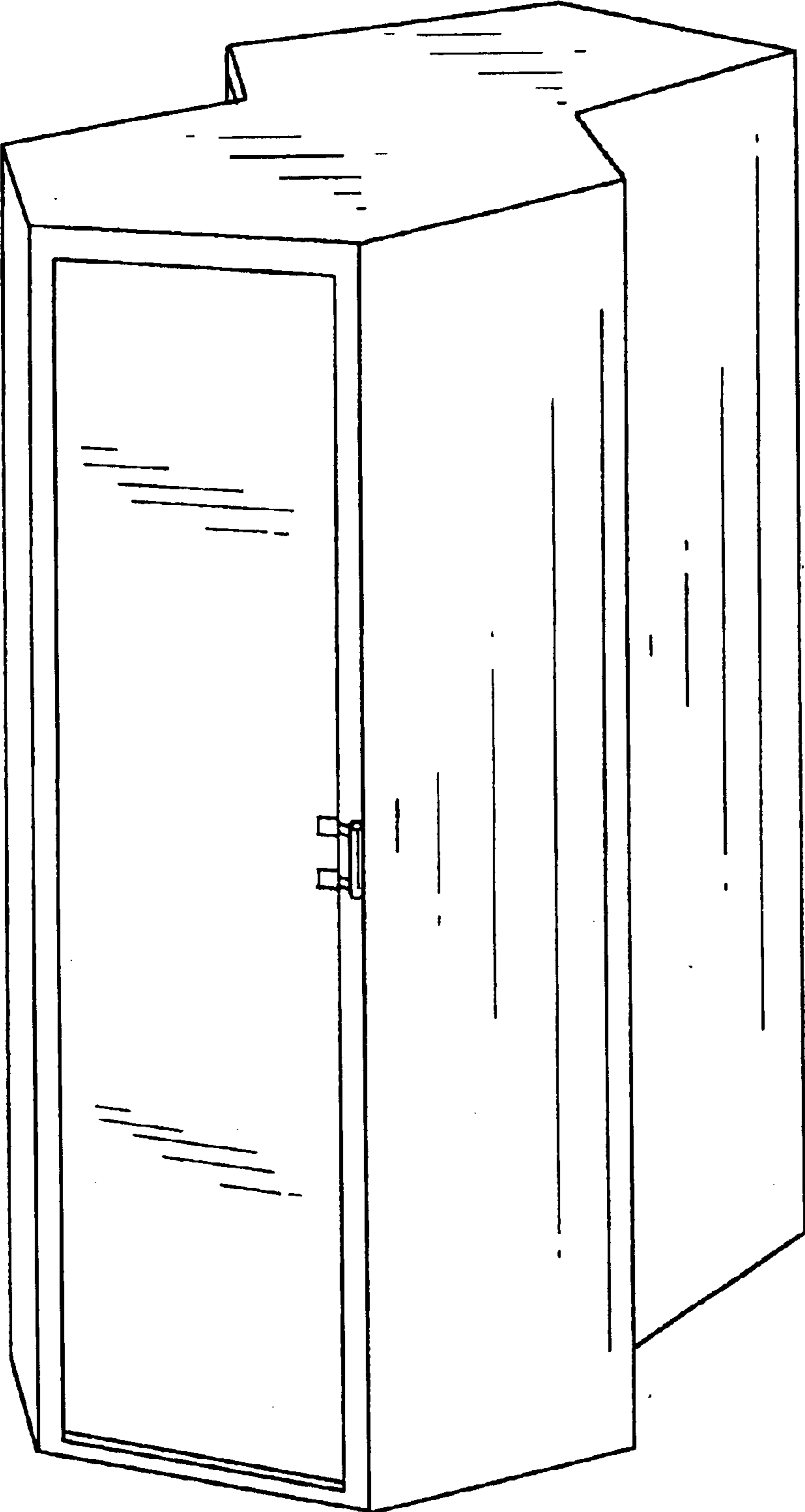


FIG. 1

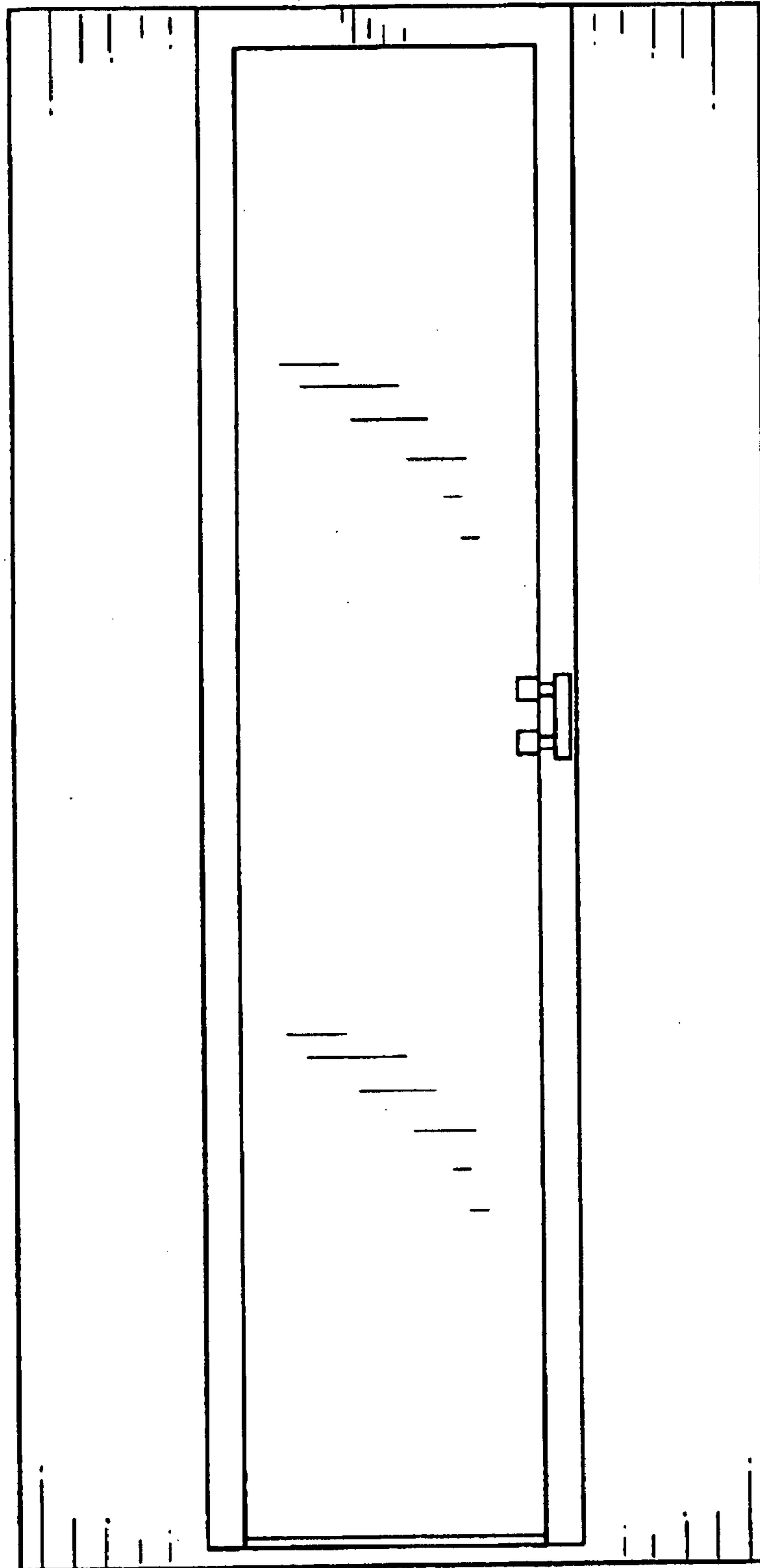


FIG. 2




FIG. 3




FIG. 4




FIG. 5

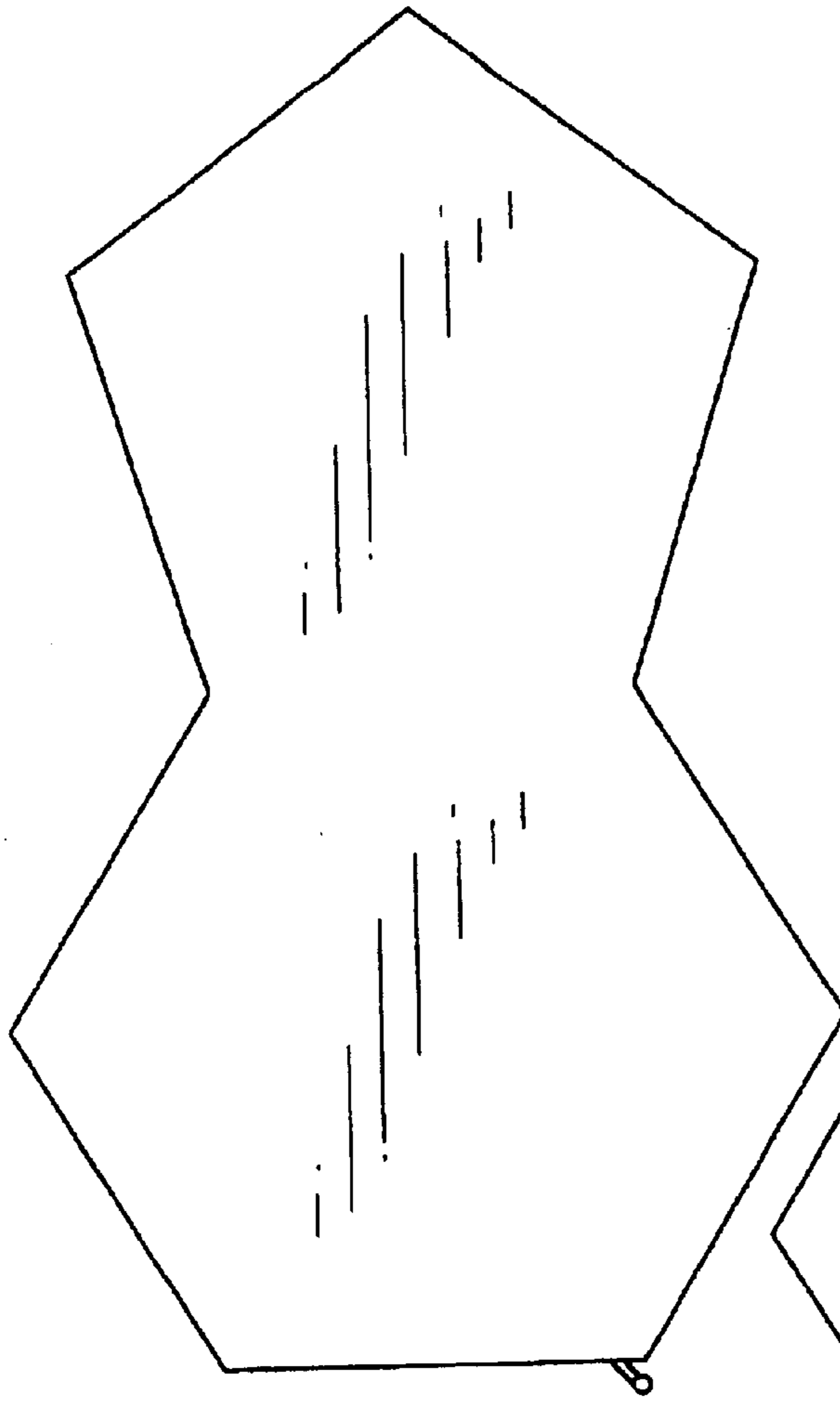


FIG. 6

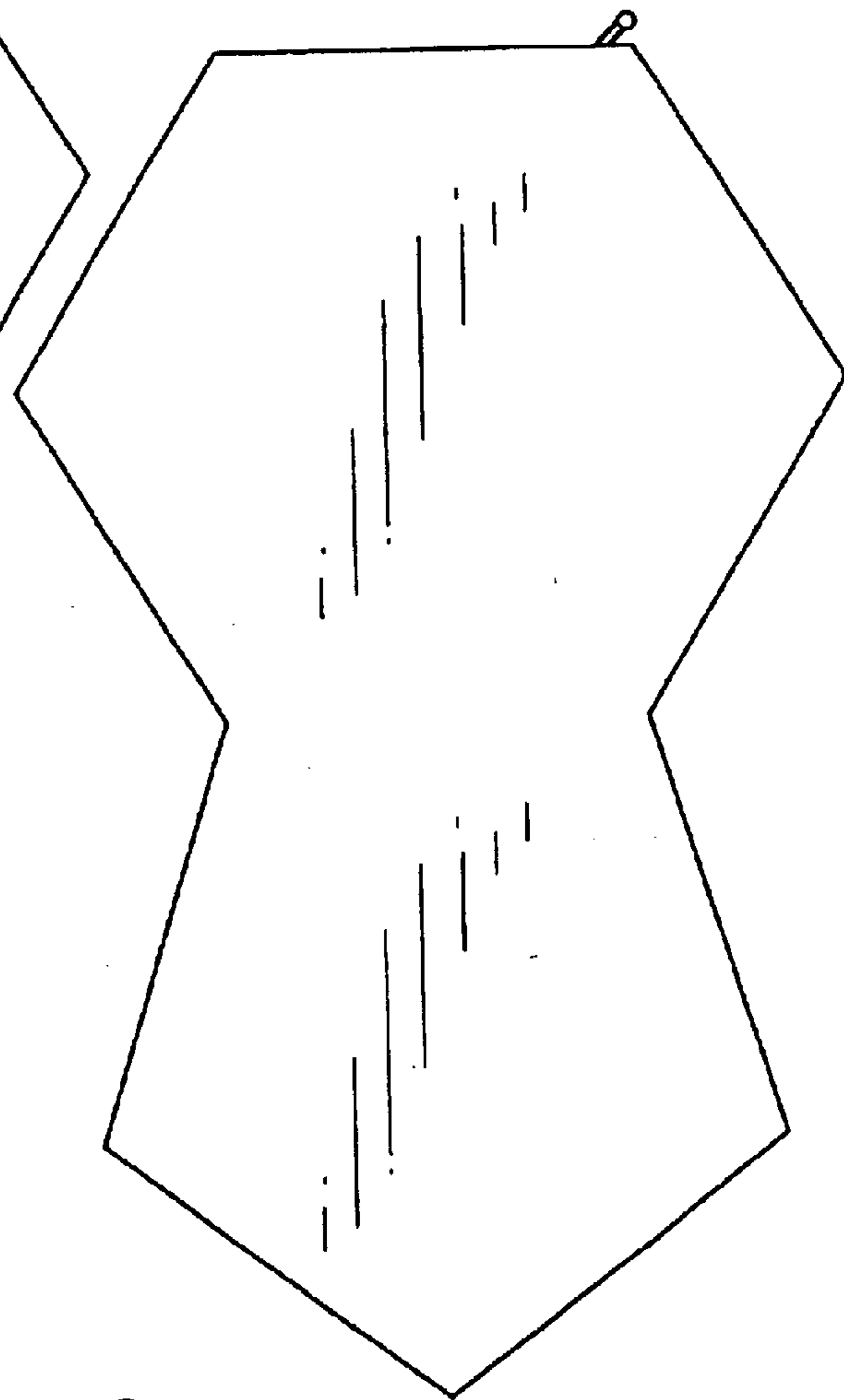


FIG. 7