

US00D500339S

(12) **United States Design Patent**
Yeh

(10) **Patent No.:** **US D500,339 S**

(45) **Date of Patent:** **** Dec. 28, 2004**

(54) **PEN**

(76) **Inventor:** **Kun-Tsai Yeh**, No. 68, Alley 42, Lane 338, Sec. 3, Tung-Men Rd., Tainan (TW)

(**) **Term:** **14 Years**

(21) **Appl. No.:** **29/202,758**

(22) **Filed:** **Apr. 2, 2004**

(51) **LOC (7) Cl.** **19-06**

(52) **U.S. Cl.** **D19/51; D19/56**

(58) **Field of Search** D19/35, 36, 41-51, D19/53-58, 81-85; 401/6, 7, 8, 88, 29-34, 99-102, 103-106, 107-117, 209; 24/10 R, 11 R, 11 C, 11 P, 11 HC, 11 F, 11 M

(56) **References Cited**

U.S. PATENT DOCUMENTS

D146,215 S	*	1/1947	Florman	D19/51
3,045,593 A	*	7/1962	Petterson	401/112 X
D196,993 S	*	11/1963	Green	D19/51 X
3,320,962 A	*	5/1967	Moriber et al.	401/31
D226,338 S	*	2/1973	Tailer	D19/51
D333,152 S	*	2/1993	Anavil et al.	D19/55

5,599,122 A	*	2/1997	Yu	401/31
D394,877 S	*	6/1998	Hsieh	D19/56
6,146,038 A	*	11/2000	Mittersinker et al.	401/6
D450,765 S	*	11/2001	Rosenbaum	D19/36
D472,579 S	*	4/2003	Chiang	D19/51

* cited by examiner

Primary Examiner—Martie K. Holtje

(74) *Attorney, Agent, or Firm*—Alan D. Kamrath; Nikolai & Mersereau, P.A.

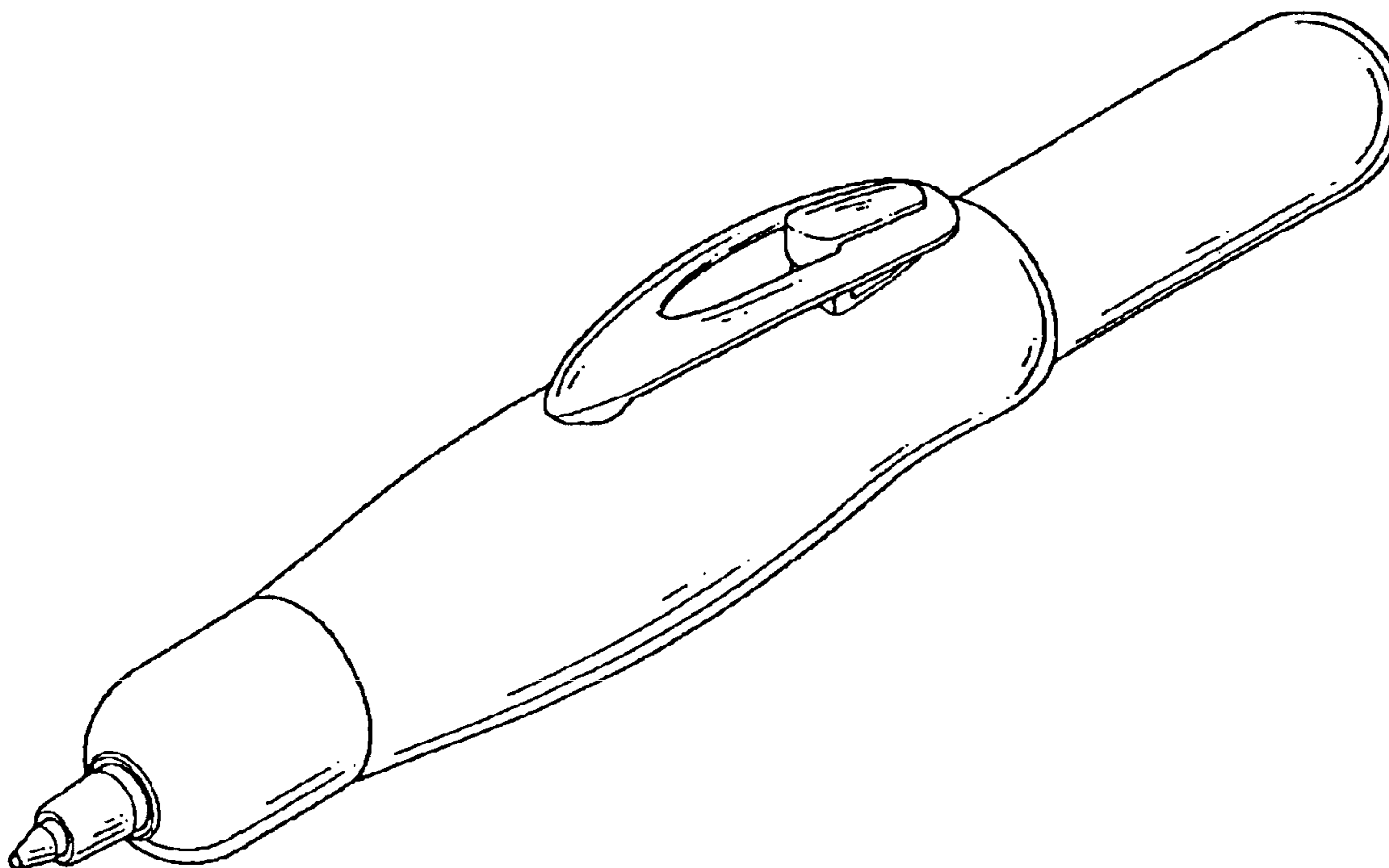
(57) **CLAIM**

The ornamental design for a pen, as shown and described.

DESCRIPTION

FIG. 1 is a perspective view of a pen, showing my new design;
 FIG. 2 is a right side elevational view thereof;
 FIG. 3 is a left side elevational view thereof;
 FIG. 4 is a bottom plan view thereof;
 FIG. 5 is a top plan view thereof;
 FIG. 6 is a front elevational view thereof;
 FIG. 7 is a rear elevational view thereof; and,
 FIG. 8 is a right side elevational view thereof, with the writing tip in a retracted position.

1 Claim, 5 Drawing Sheets



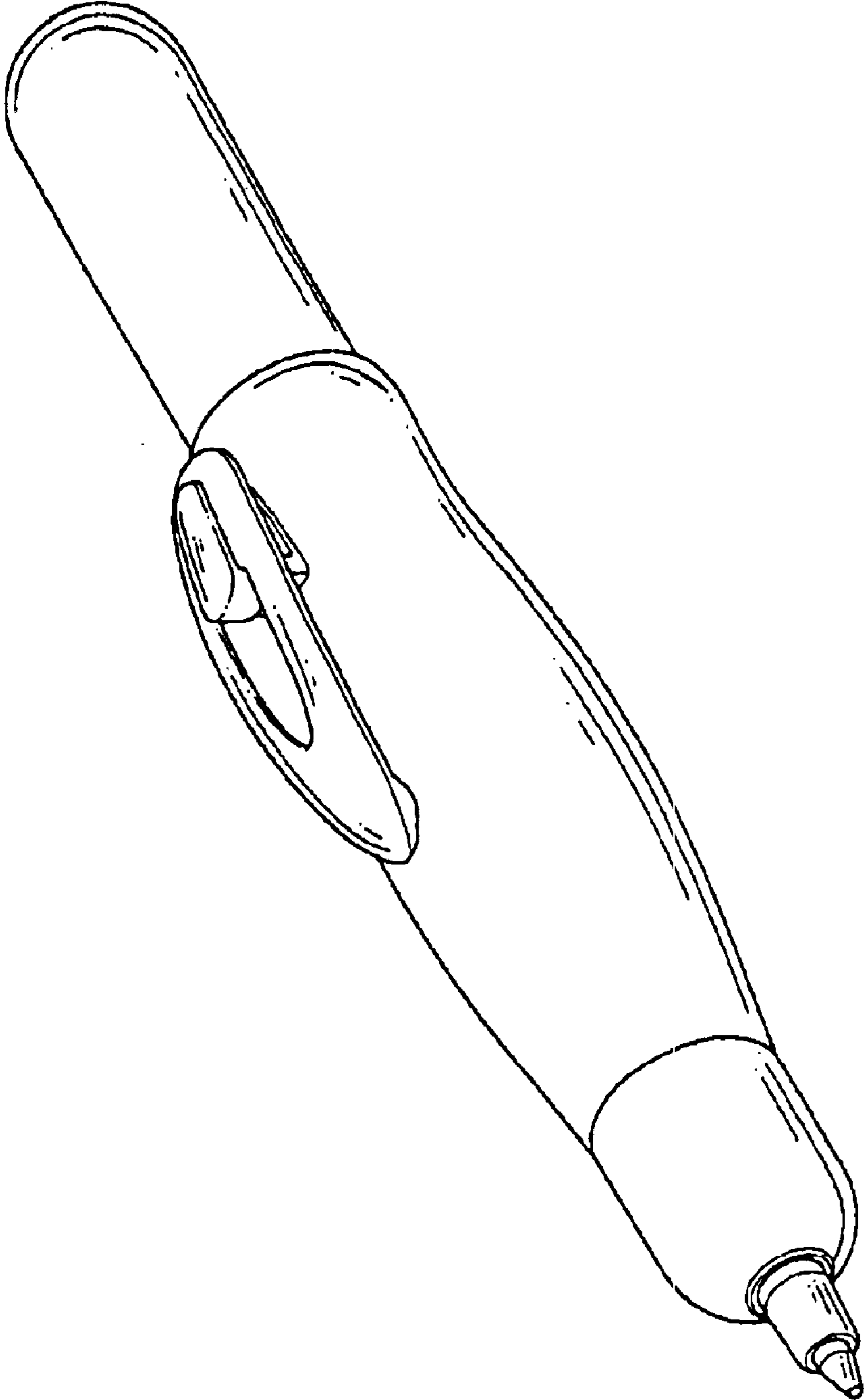


FIG.1

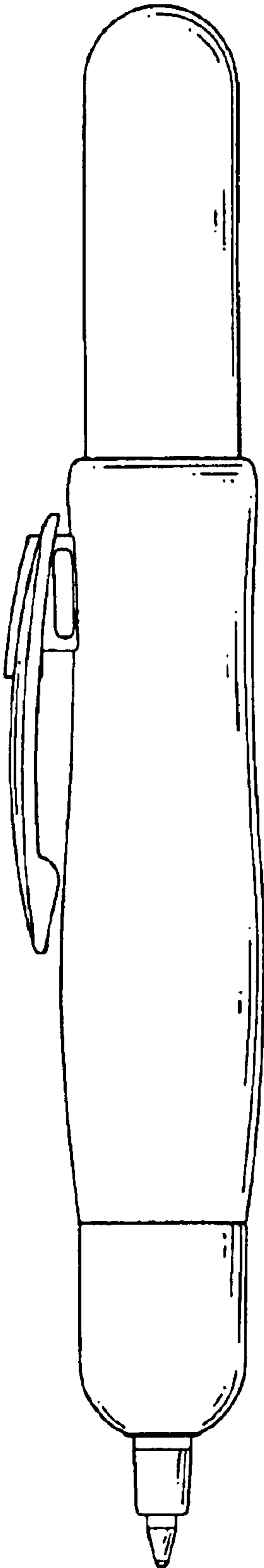


FIG. 2

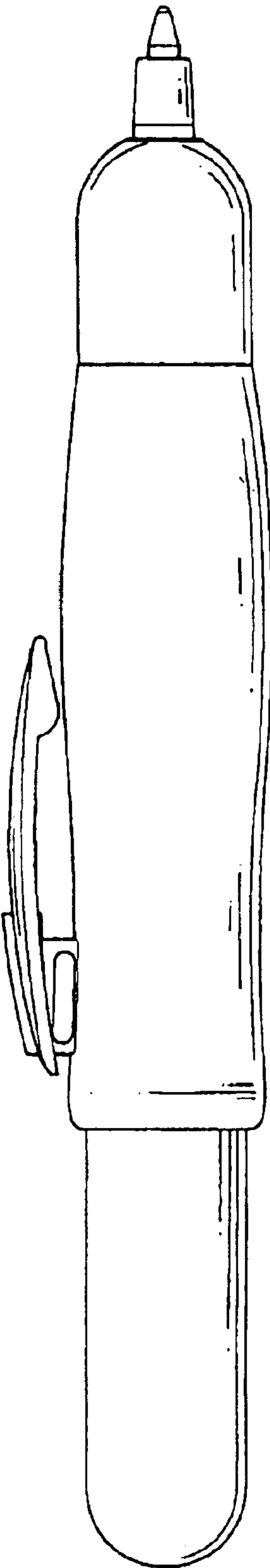


FIG. 3

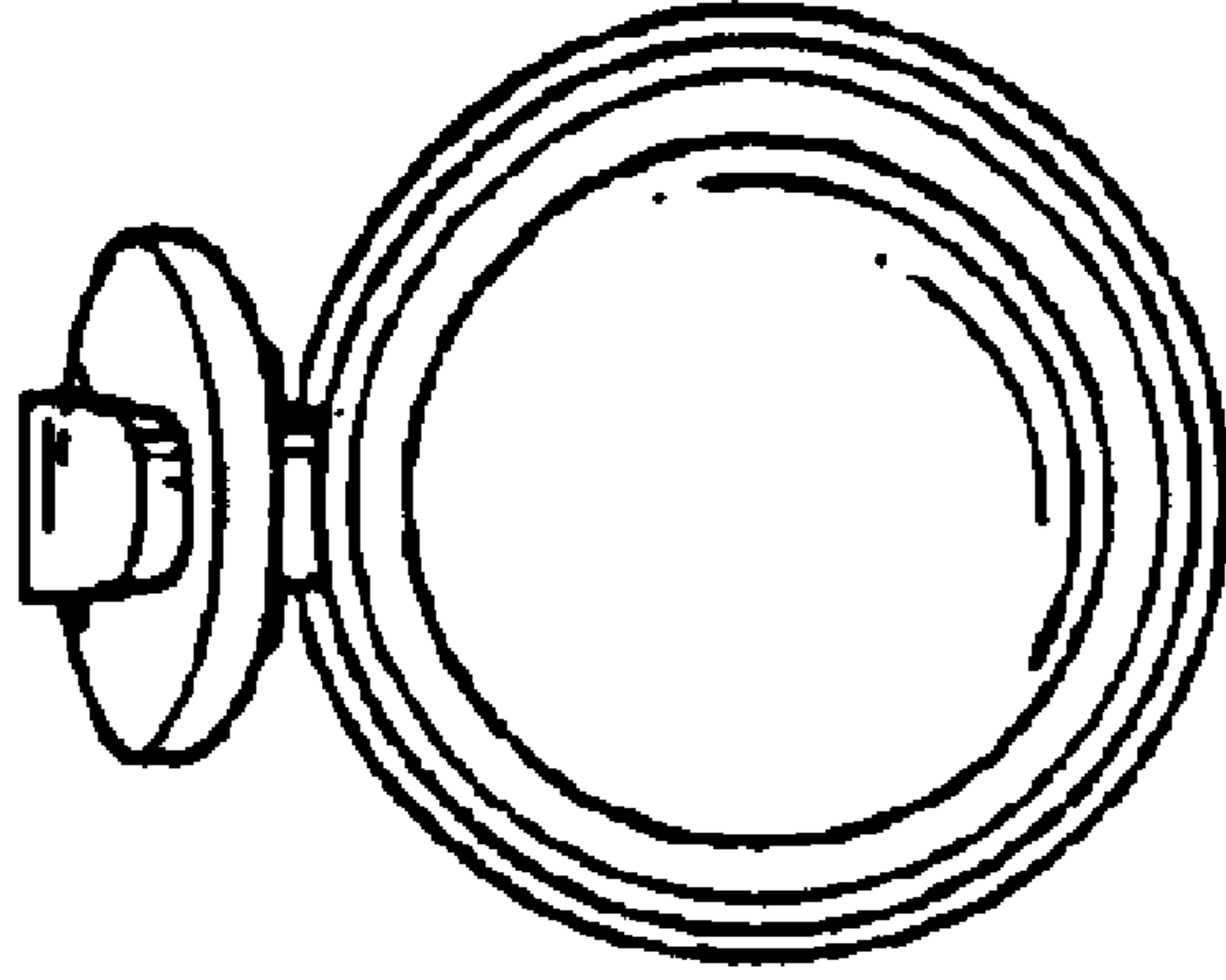


FIG. 5

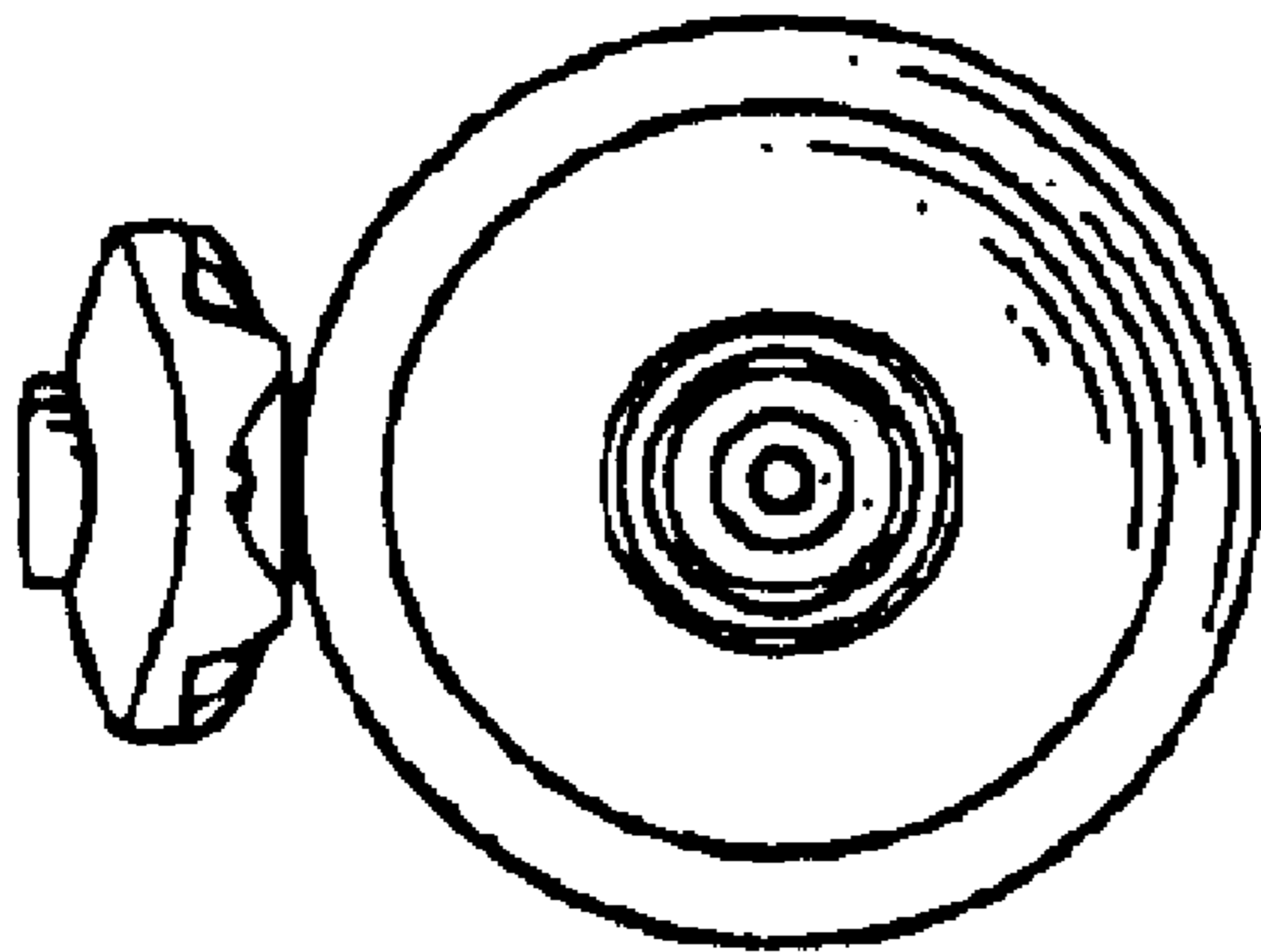


FIG. 4

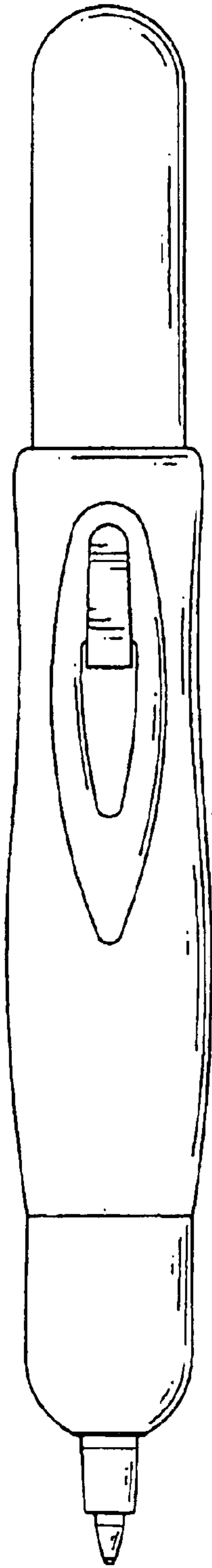


FIG. 6




FIG. 7

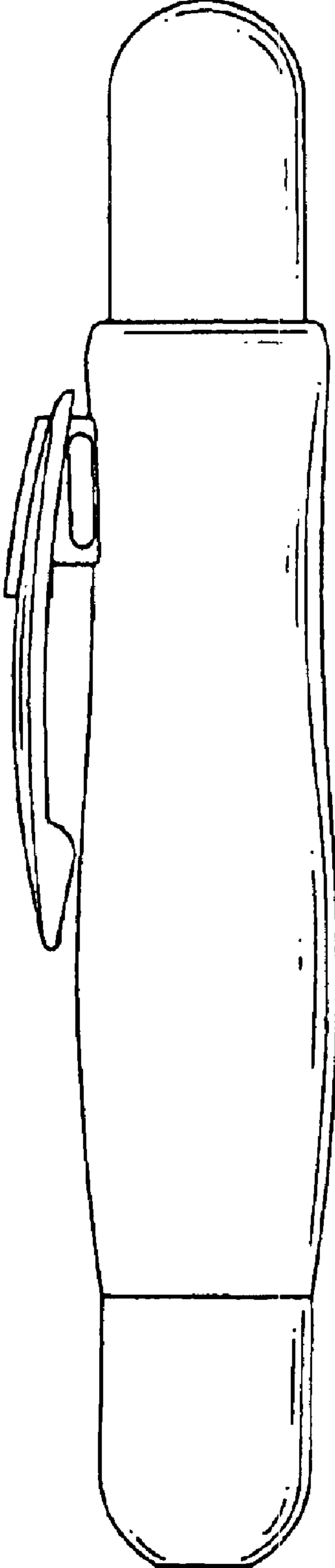


FIG. 8