



US00D500322S

(12) **United States Design Patent**
Hussaini et al.

(10) **Patent No.:** **US D500,322 S**
(45) **Date of Patent:** **** Dec. 28, 2004**

(54) **AUDIO VIDEO SELECTOR COMPONENT**

D466,130 S * 11/2002 Hussaini et al. D14/496
D483,809 S * 12/2003 Lim D21/324

(75) Inventors: **Saied Hussaini**, Miami, FL (US); **Marc Iacovelli**, Miami, FL (US)

* cited by examiner

(73) Assignee: **Intec, Inc.**, Miami, FL (US)

Primary Examiner—Prabhakar Deshmukh
(74) *Attorney, Agent, or Firm*—Liniak, Berenato & White

(**) Term: **14 Years**

(57) **CLAIM**

(21) Appl. No.: **29/193,065**

The ornamental design for an audio video selector component, as shown and described.

(22) Filed: **Nov. 4, 2003**

DESCRIPTION

(51) **LOC (7) Cl.** **14-03**

(52) **U.S. Cl.** **D14/496**

(58) **Field of Search** D14/496, 125,
D14/217, 299, 400, 401; D21/324, 328,
332, 333; 340/825.25, 825, 825.23; 273/148 B;
463/1, 46, 47, 43; 381/73.1; 345/156, 157,
905, 906

FIG. 1 is a top view of the audio video selector component according to the present invention.

FIG. 2 is a bottom view of the audio video selector component of FIG. 1.

FIG. 3 is a front view of the audio video selector component of FIG. 1.

FIG. 4 is a back view of the audio video selector component of FIG. 1.

FIG. 5 is a right side view of the audio video selector component of FIG. 1.

FIG. 6 is a left side view of the audio video selector component of FIG. 1; and,

FIG. 7 is a left and top perspective view of the audio video selector component of FIG. 1.

The broken lines are for illustrative purpose and form no part of the claimed design.

(56) **References Cited**

U.S. PATENT DOCUMENTS

5,766,077	A	*	6/1998	Hongo	463/30
5,865,677	A	*	2/1999	Goldfarb et al.	463/9
D420,661	S	*	2/2000	Shintani et al.	D14/496
D435,272	S	*	12/2000	Swanson et al.	D21/328
D437,860	S	*	2/2001	Suzuki et al.	D14/496
6,254,477	B1	*	7/2001	Sasaki et al.	463/1
6,288,893	B1	*	9/2001	Faranda et al.	361/683
D451,102	S	*	11/2001	Huang	D14/496
6,362,953	B1	*	3/2002	Ohlwine et al.	361/681

1 Claim, 7 Drawing Sheets

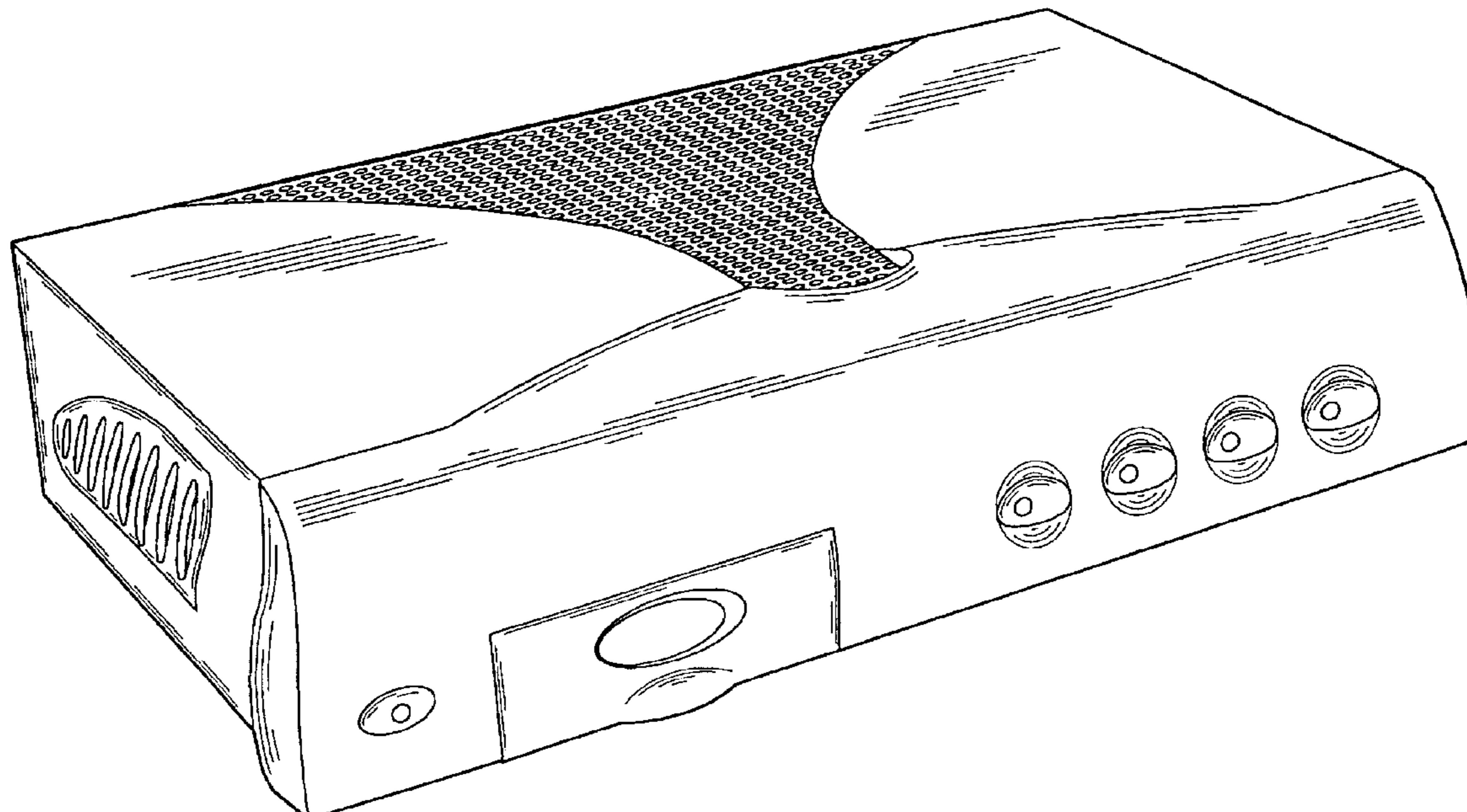


Fig. 1

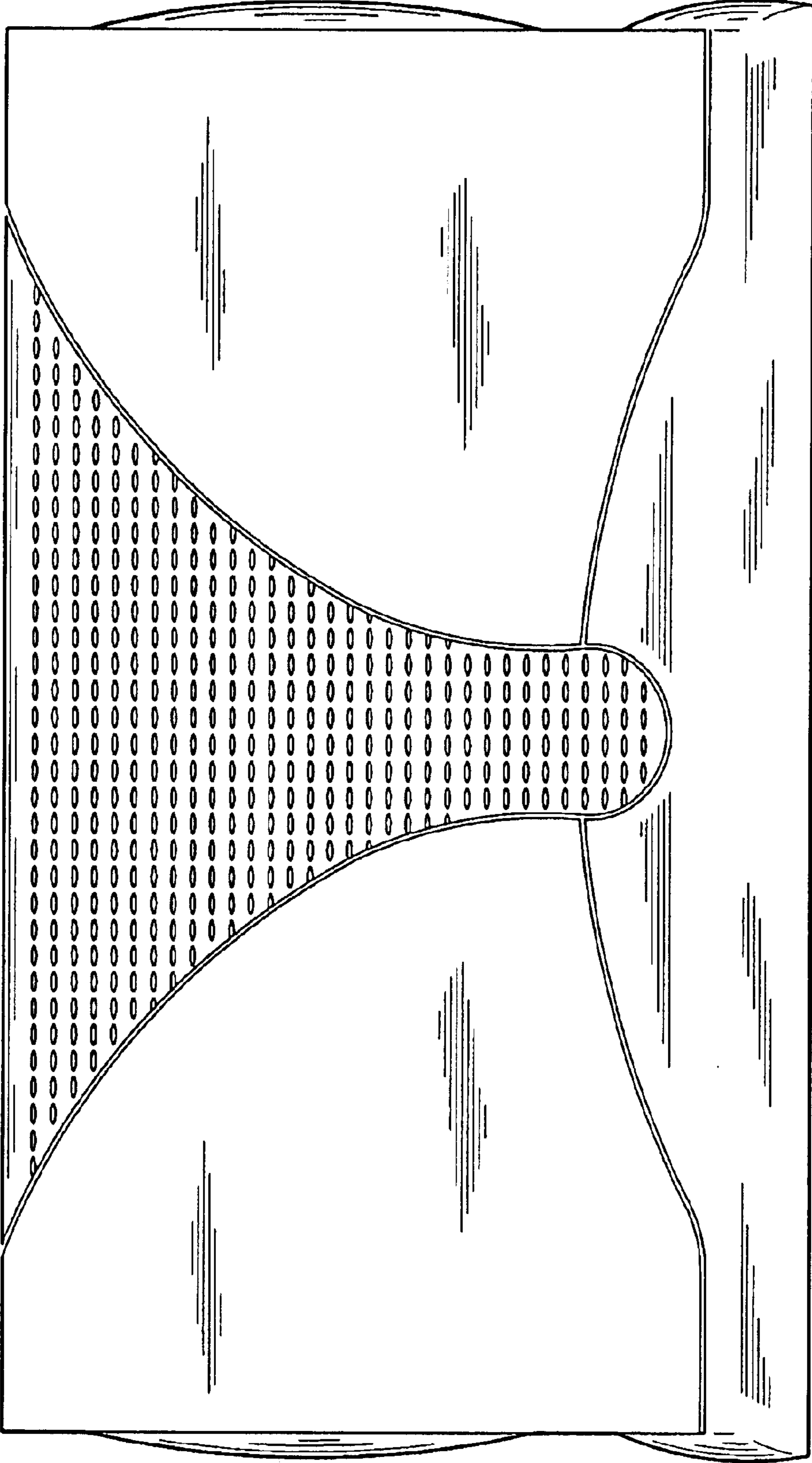


Fig. 2




Fig. 3

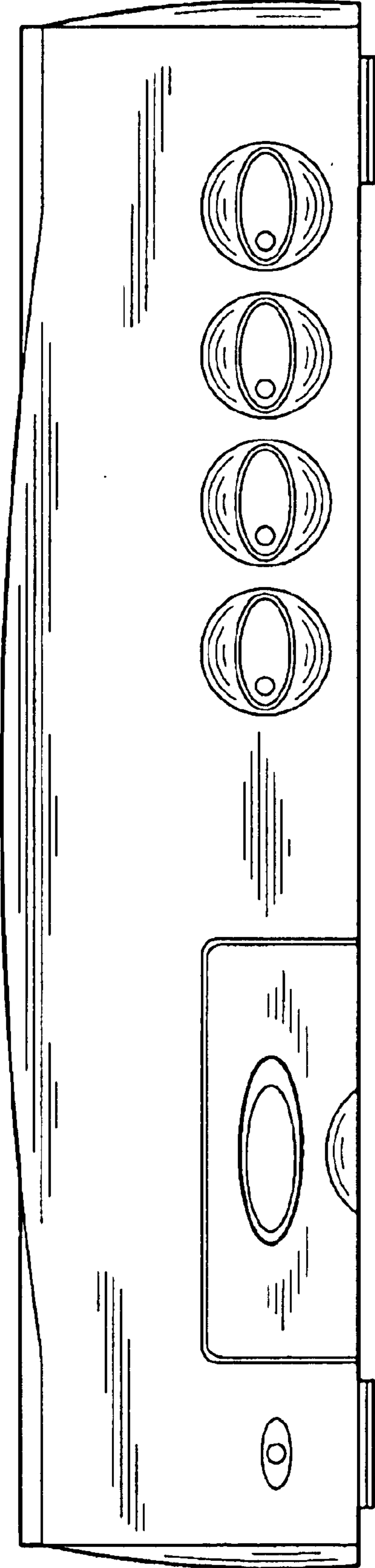


Fig. 4

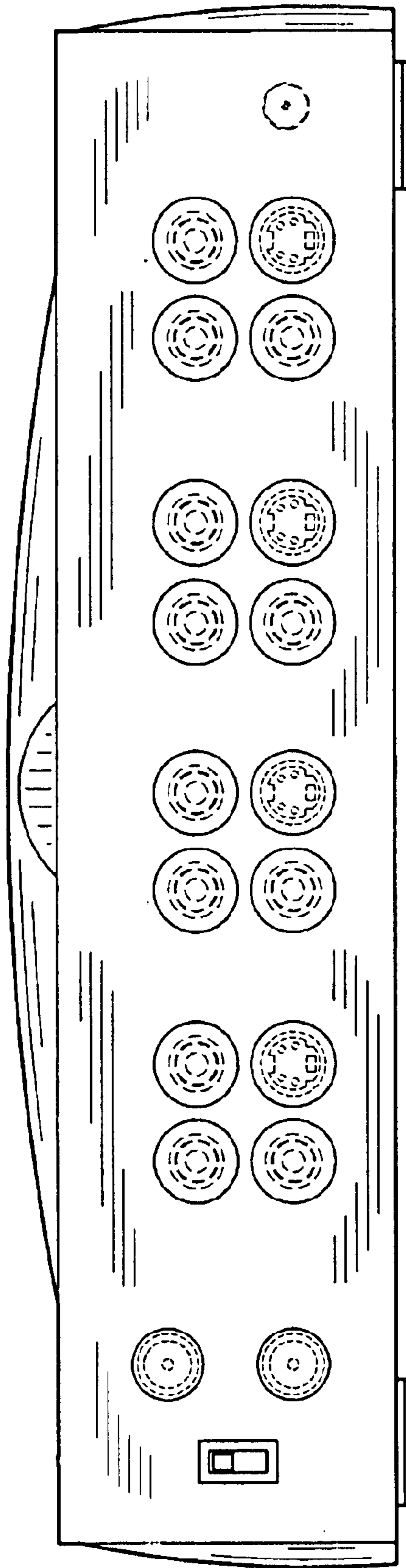


Fig. 5

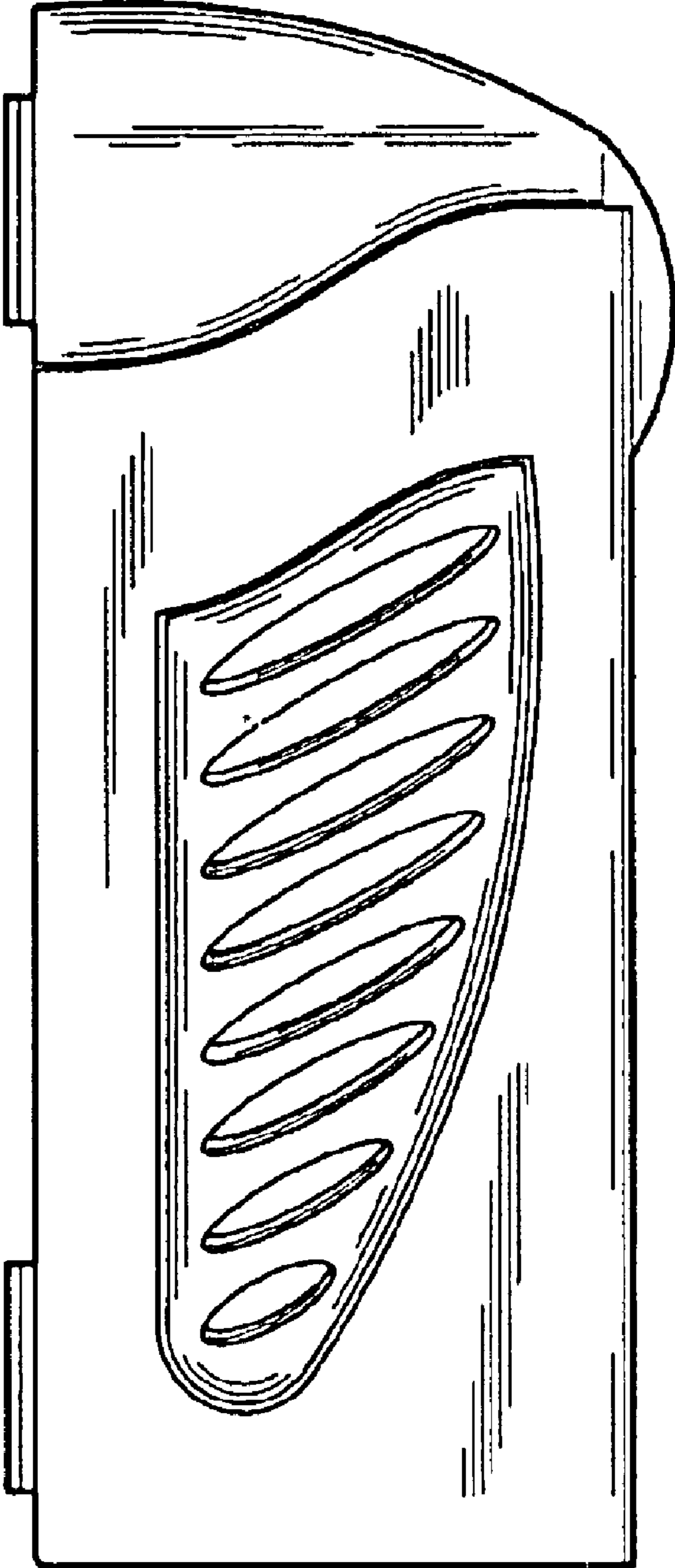


Fig. 6

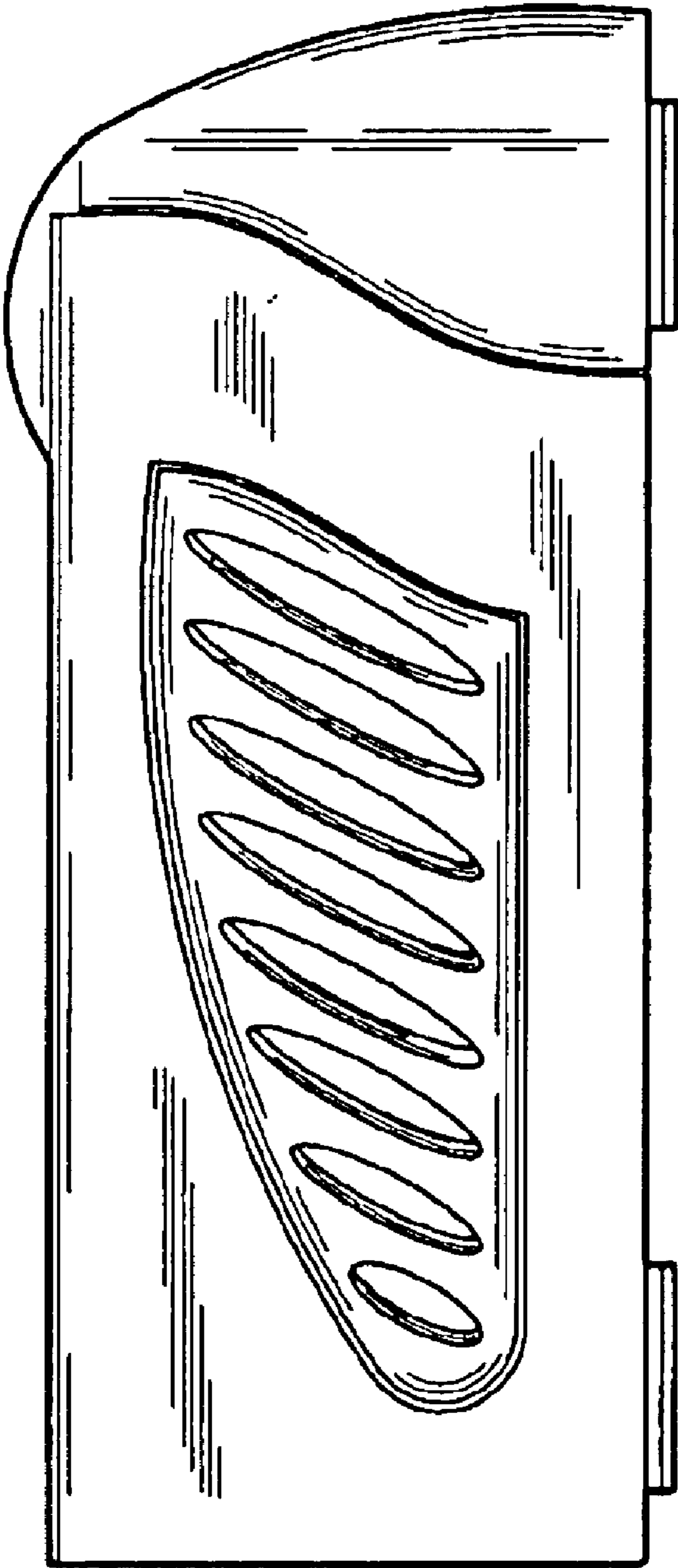


Fig. 7

