



US00D500317S

(12) **United States Design Patent** (10) **Patent No.:** **US D500,317 S**
Robinson et al. (45) **Date of Patent:** **** Dec. 28, 2004**

(54) **PERSONAL DIGITAL ASSISTANT WITH A KEYBOARD**

(75) Inventors: **Robert J. Robinson**, Jamison, PA (US);
Robert Staubitz, Collinsville, CT (US);
Timothy C. Repp, Pleasant Valley, CT (US)

(73) Assignee: **Royal Consumer Information Products, Inc.**, Somerset, NJ (US)

(**) Term: **14 Years**

(21) Appl. No.: **29/190,313**

(22) Filed: **Sep. 17, 2003**

(51) **LOC (7) Cl.** **14-02**

(52) **U.S. Cl.** **D14/346**

(58) **Field of Search** D14/341-346,
D14/426, 385, 387; D18/1, 2, 7; 345/104,
156, 168, 173; 434/307 R, 308, 309, 317;
178/18.03; 349/12; 400/82

(56) **References Cited**

U.S. PATENT DOCUMENTS

D390,204 S * 2/1998 De La Fuenie Monge . D14/387
5,941,648 A * 8/1999 Robinson et al. 400/82
D448,770 S * 10/2001 Morimiya D14/385
D460,068 S * 7/2002 Lanzaro et al. D14/341

OTHER PUBLICATIONS

Palm, Inc. web page advertisement [online] [retrieved on Sep. 16, 2003] retrieved from the Internet: <URL: http://www.palm.com>.

* cited by examiner

Primary Examiner—Freda S. Nunn

(74) *Attorney, Agent, or Firm*—Roberts & Roberts, LLP

(57) **CLAIM**

The ornamental design for a personal digital assistant with a keyboard, as shown and described.

DESCRIPTION

FIG. 1 is a perspective view of a personal digital assistant with a keyboard showing a top lid in a closed position.

FIG. 2 is a front side view thereof showing a top lid in a closed position.

FIG. 3 is a left side view thereof.

FIG. 4 is a right side view thereof.

FIG. 5 is a top view thereof.

FIG. 6 is a bottom view thereof.

FIG. 7 is a rear side view thereof; and,

FIG. 8 is a perspective view of a personal digital assistant with a keyboard showing a top lid in an open position.

The broken lines are shown for illustrative purposes only and form no part of the claimed design.

1 Claim, 6 Drawing Sheets

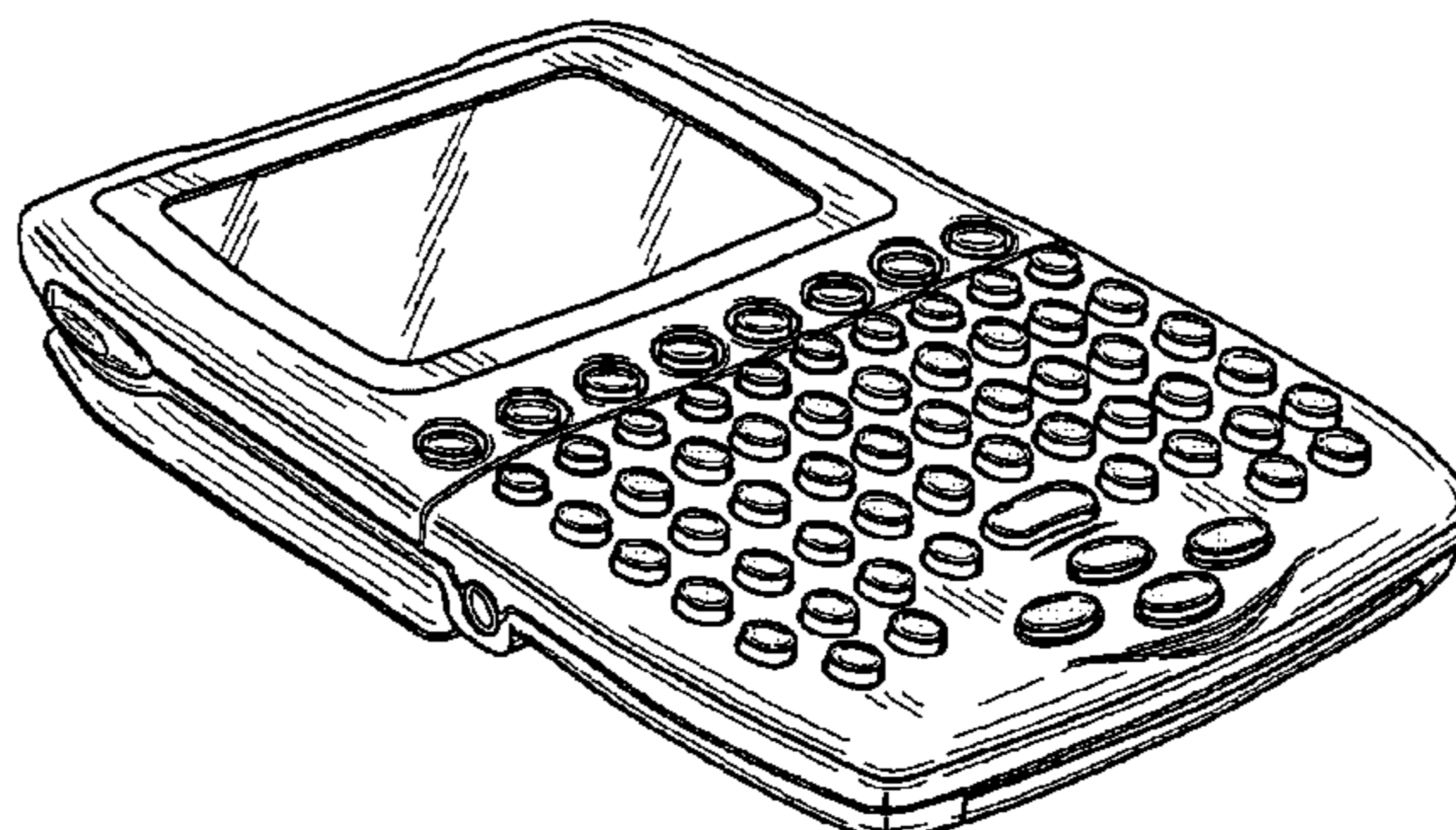


FIG. 1




FIG. 2




FIG. 3

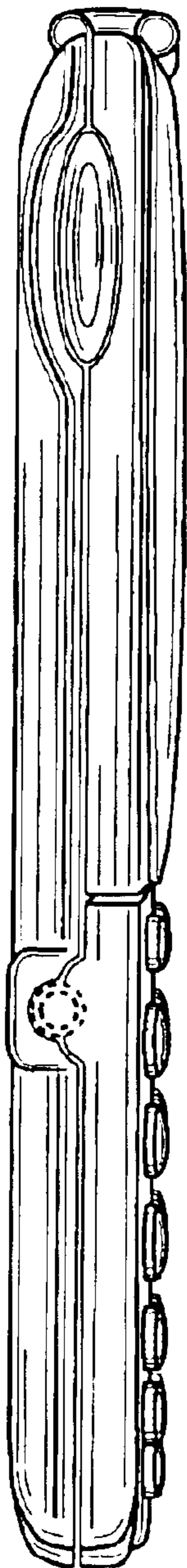


FIG. 4

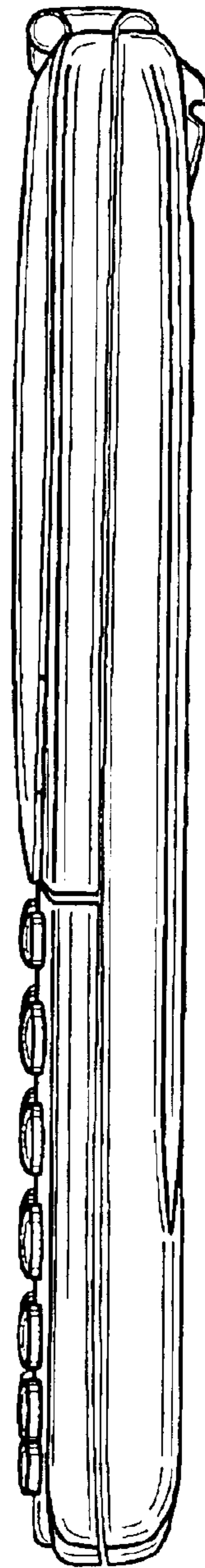


FIG. 5




FIG. 6




FIG. 7

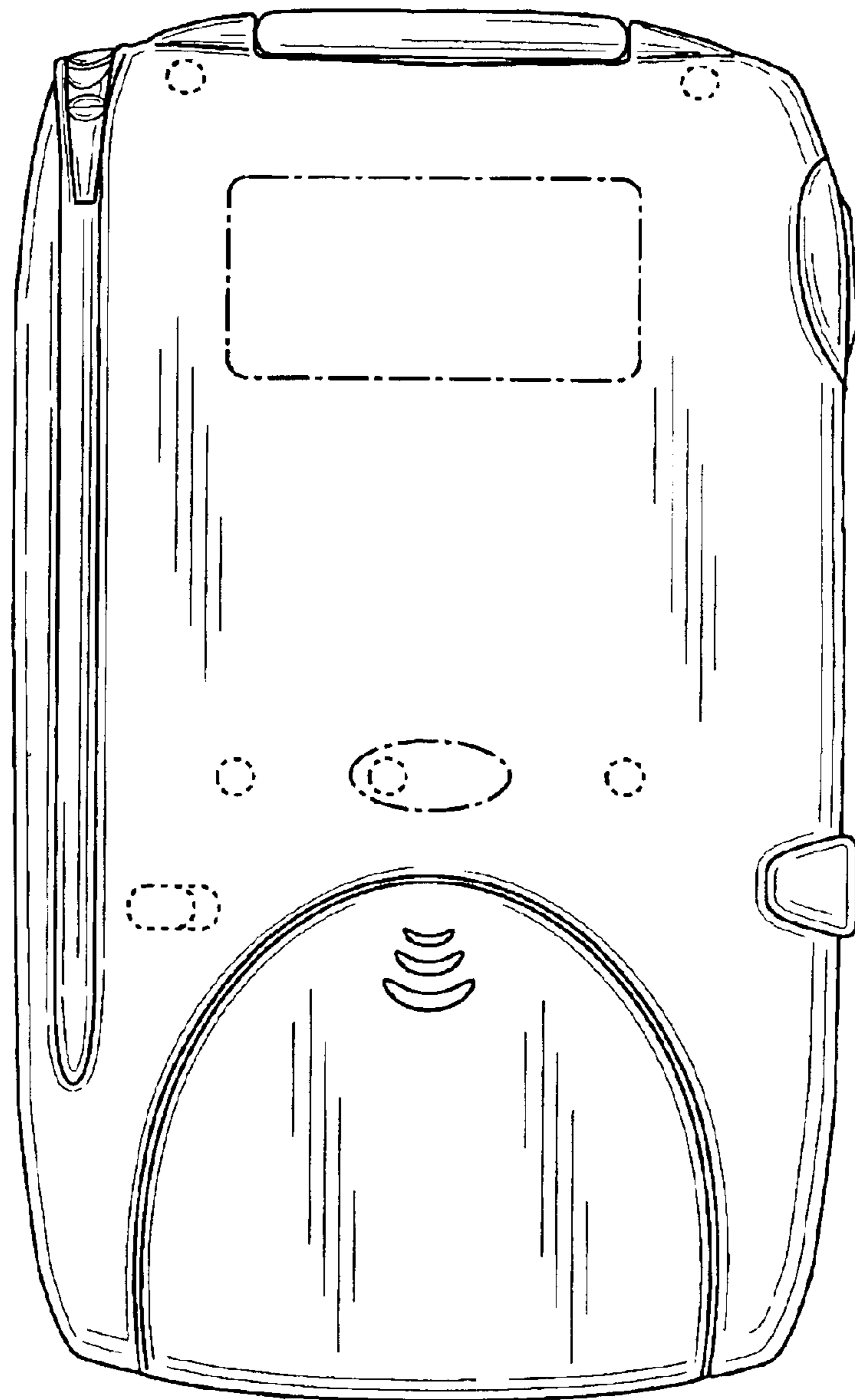


FIG. 8

