

US00D500312S

(12) **United States Design Patent**
Pitt et al.

(10) **Patent No.: US D500,312 S**
(45) **Date of Patent: ** Dec. 28, 2004**

(54) **BACK COVER FOR A HANDSET**
(75) Inventors: **Robert Pitt**, Haslemere (GB); **Tej Chauhan**, Edgware (GB); **Aaron Moss**, Farnborough (GB)
(73) Assignee: **Nokia Corporation**, Espoo (FI)
(**) Term: **14 Years**

D458,595 S * 6/2002 Yin et al. D14/138
D460,057 S * 7/2002 Hunt D14/138
D460,944 S * 7/2002 Ahlgren D13/119
D462,071 S * 8/2002 Ruohonen D14/248
6,473,631 B1 * 10/2002 Siddoway et al. 455/575.1
D469,367 S * 1/2003 Mirabelli et al. D10/65
D469,415 S * 1/2003 Nam D14/138
D469,416 S * 1/2003 Nam D14/138
D469,750 S * 2/2003 Nam D14/138
D479,212 S * 9/2003 Eckholm D14/138

(21) Appl. No.: **29/177,167**

(List continued on next page.)

(22) Filed: **Mar. 6, 2003**

FOREIGN PATENT DOCUMENTS

(30) **Foreign Application Priority Data**

WO WO-DM/062 031 12/2002
WO DM/062301 * 12/2002 14/3
WO DM/063715 * 3/2003 14/3

Sep. 6, 2002 (FI) M-20020537

(51) **LOC (7) Cl. 14-03**

OTHER PUBLICATIONS

(52) **U.S. Cl. D14/248**

Handset, Publicly released Jun. 21, 2002, 3 Photographic Sheet.

(58) **Field of Search** D14/137, 240,
D14/138, 218, 147-148, 247-248, 144,
191, 341, 347; 347/433.01-433.13, 419,
434, 428.01-428.04, 420.01-420.04, 440;
445/550.1-90.3; D21/517, 329, 331, 333;
D13/103, 119, 168; D18/2, 7; 345/168,
169

Nokia Model Number 9290, Publicly released Jun. 21, 2002, 1 Photographic Sheet.

Nokia Model Number 7650, Publicly released Jun. 21, 2002, 1 Photographic Sheet.

(56) **References Cited**

Primary Examiner—Jeffrey Asch
(74) *Attorney, Agent, or Firm*—Banner & Witcoff, Ltd.

U.S. PATENT DOCUMENTS

(57) **CLAIM**

The ornamental design for a back cover for a handset, as shown and described.

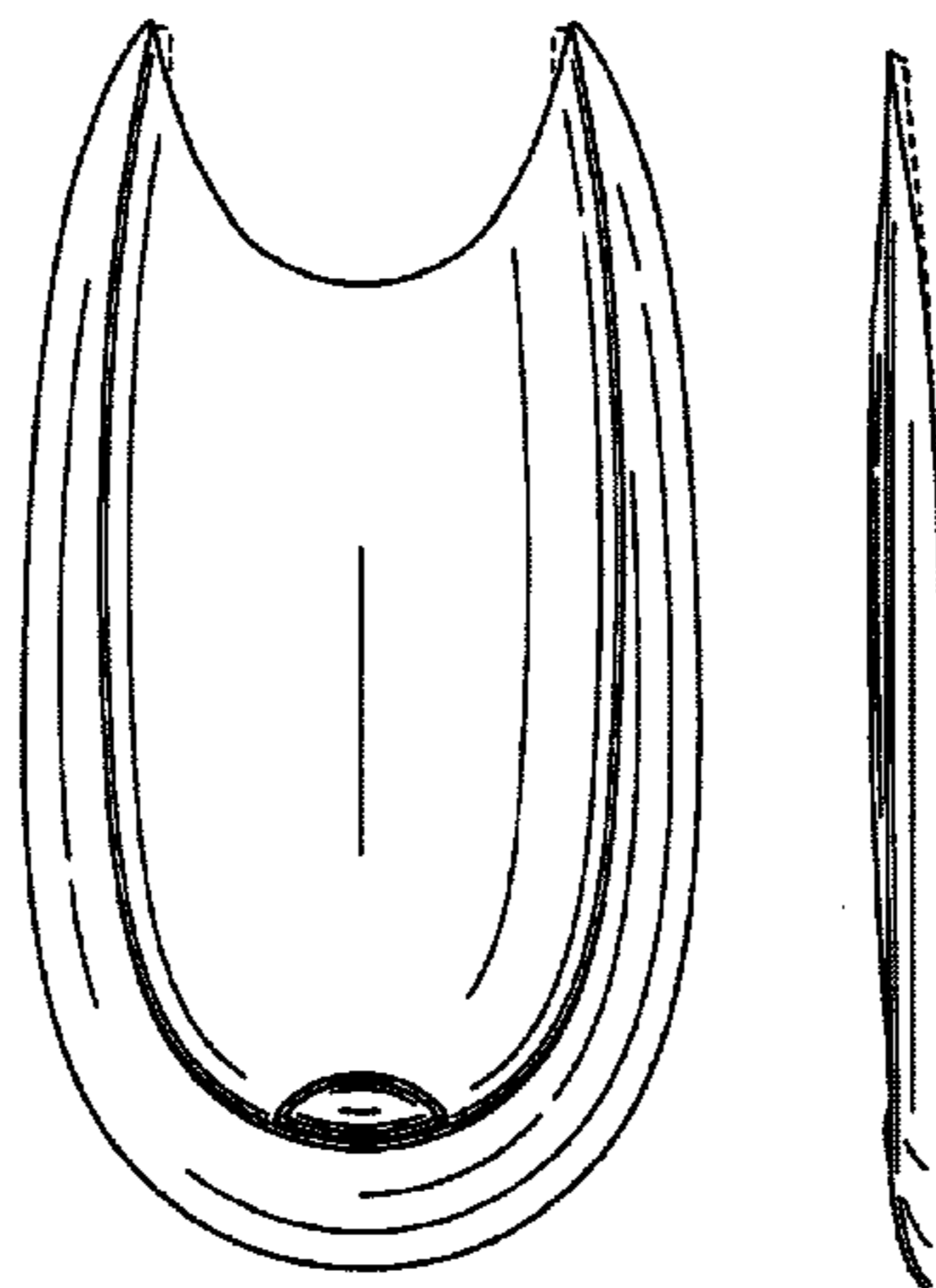
D358,128 S * 5/1995 Berry et al. D13/103
D405,752 S * 2/1999 Mason D13/103
D407,368 S * 3/1999 Mason D13/119
D410,892 S * 6/1999 Prior D13/103
D410,893 S * 6/1999 Chintala et al. D13/103
D425,887 S * 5/2000 Edwards et al. D14/138
D425,906 S * 5/2000 Finkbeiner D14/248
D434,410 S * 11/2000 Frye et al. D14/248
D442,156 S * 5/2001 Lee D14/138
D447,461 S * 9/2001 Heong et al. D13/103
D450,314 S * 11/2001 Mattis D14/218
D451,913 S * 12/2001 Vuolteenaho et al. D14/248
D452,968 S * 1/2002 Evers et al. D13/345
D453,930 S * 2/2002 Vuolteenaho et al. D14/248
D455,414 S * 4/2002 Lee et al. D14/138
D457,149 S * 5/2002 Arpe D14/138

DESCRIPTION

FIG. 1 is a perspective front view of a back cover for a handset showing our new design;
FIG. 2 is a front view thereof;
FIG. 3 is a bottom plan view thereof;
FIG. 4 is a right side view thereof; and,
FIG. 5 is a left side view thereof.

The broken line showing of the internal surfaces and the extending tabs is for illustrative purposes only and forms no part of the claimed design.

1 Claim, 2 Drawing Sheets



US D500,312 S

Page 2

U.S. PATENT DOCUMENTS

D481,716 S	*	11/2003	He et al.	D14/248	
D482,010 S	*	11/2003	Nuovo et al.	D14/138	
D482,683 S	*	11/2003	Burns et al.	D14/248	
					* cited by examiner
				D482,684 S	* 11/2003 Pottie et al. D14/248
				D483,354 S	* 12/2003 Arbisi D14/248




FIG. 1

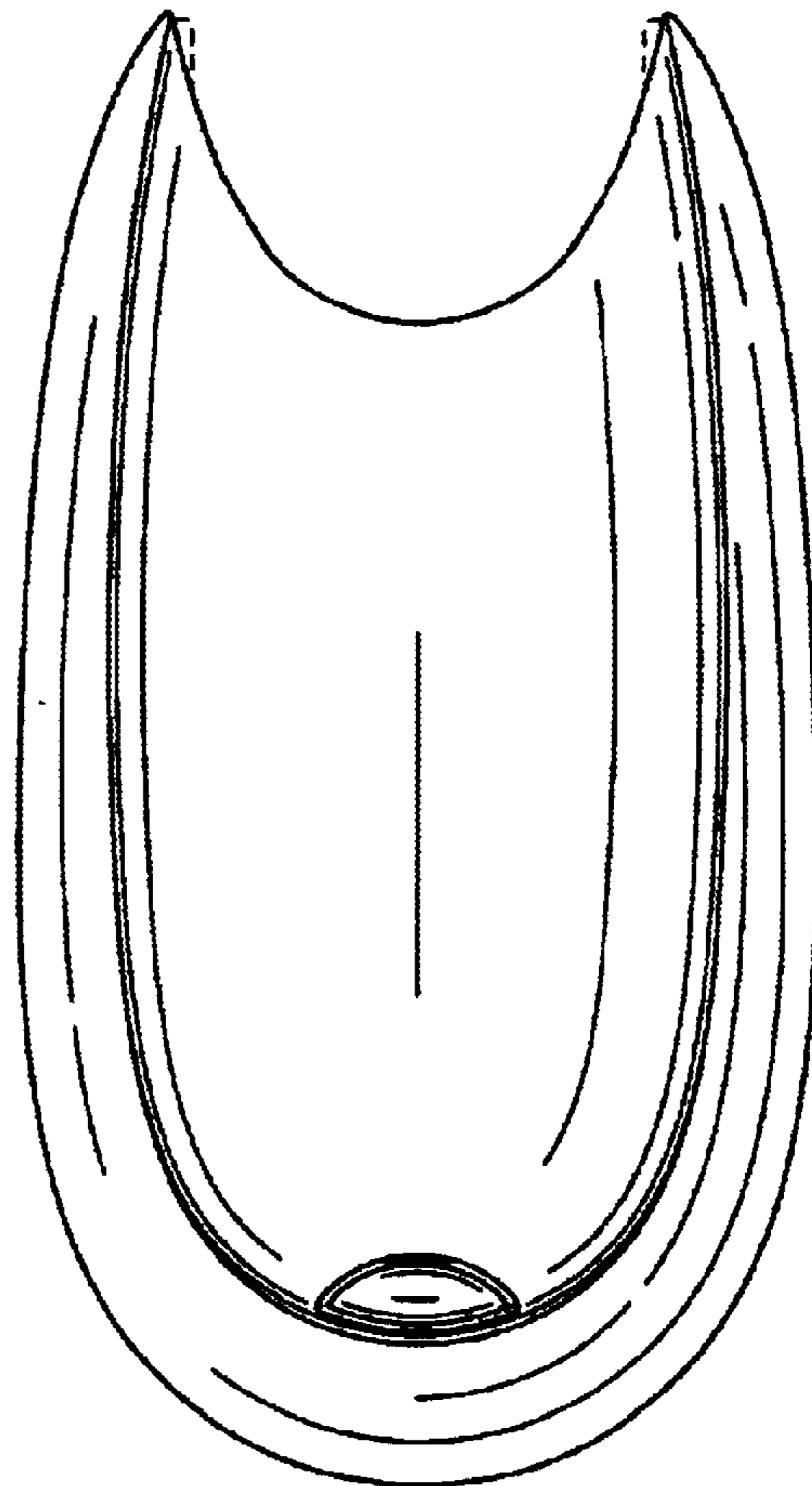


FIG. 2



FIG. 3



FIG. 4



FIG. 5