

US00D500302S

(12) **United States Design Patent** (10) **Patent No.:** **US D500,302 S**
Deguchi (45) **Date of Patent:** **** Dec. 28, 2004**

(54) **STORAGE MEDIUM**

(75) Inventor: **Michio Deguchi**, Tokyo (JP)

(73) Assignee: **Sony Corporation**, Tokyo (JP)

(**) Term: **14 Years**

(21) Appl. No.: **29/199,171**

(22) Filed: **Feb. 12, 2004**

(51) **LOC (7) Cl.** **14-01**

(52) **U.S. Cl.** **D14/167; D14/435**

(58) **Field of Search** D14/156-7, 160-5,
D14/167-8, 188-9, 217-218, 496, 432-438;
455/344, 346-51, 2.01; 725/14, 24; 369/75.1

(56) **References Cited**

U.S. PATENT DOCUMENTS

D304,191 S	*	10/1989	Sekine	D14/192
D396,860 S		8/1998	Yasutomi		
D417,869 S	*	12/1999	Yasutomi	D14/168
D426,223 S	*	6/2000	Nomura	D14/167
D428,870 S		8/2000	Hayashi et al.		
D445,776 S	*	7/2001	Ishii et al.	D14/167
D446,511 S		8/2001	Kanno et al.		
D475,359 S		6/2003	Hirose		
D486,814 S	*	2/2004	Nakamura	D14/167
D489,053 S	*	4/2004	Nakamura	D14/167

OTHER PUBLICATIONS

Web page “Sony Global—MICRO VAULT” <http://www.sony.net.Products/Microvault/>, 1 sheet, Sony (Dec. 2003).

Web page “SU30-256S” [www.http://www8.yodobashi.com/enjoy/more/i/oid2_196/957695.1.html](http://www8.yodobashi.com/enjoy/more/i/oid2_196/957695.1.html), 1 sheet, Yodobashi camera (Dec. 2003).

Web page “MP3-U128” [www.http://www8.yodobashi.com/enjoy/more/i/oid2_196/8190890.1.html](http://www8.yodobashi.com/enjoy/more/i/oid2_196/8190890.1.html), 1 sheet, Yodobashi camera (Dec. 2003).

Web page “Easy Disk Mobile Suit Gundam” [www.http://iodata.jp/promo/gundam/index5.html](http://iodata.jp/promo/gundam/index5.html), 1 sheet, IO Data (Dec. 2003).

* cited by examiner

Primary Examiner—M. H. Tung

(74) *Attorney, Agent, or Firm*—Rader, Fishman & Grauer PLLC

(57) **CLAIM**

The ornamental design for a storage medium, as shown.

DESCRIPTION

FIG. 1 is a perspective view of a storage medium showing my new design;

FIG. 2 is a front elevational view thereof;

FIG. 3 is a rear elevational view thereof;

FIG. 4 is a left side elevational view thereof;

FIG. 5 is a right side elevational view thereof;

FIG. 6 is a top plan view thereof; and,

FIG. 7 is a bottom plan view thereof.

1 Claim, 4 Drawing Sheets

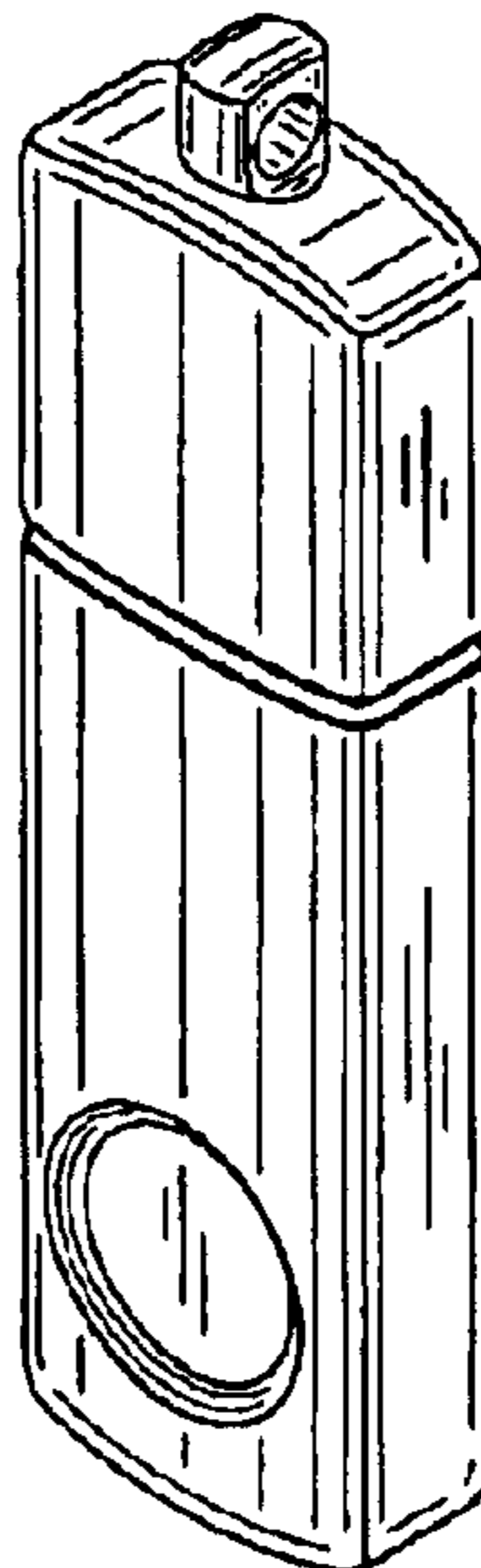


Fig. 1

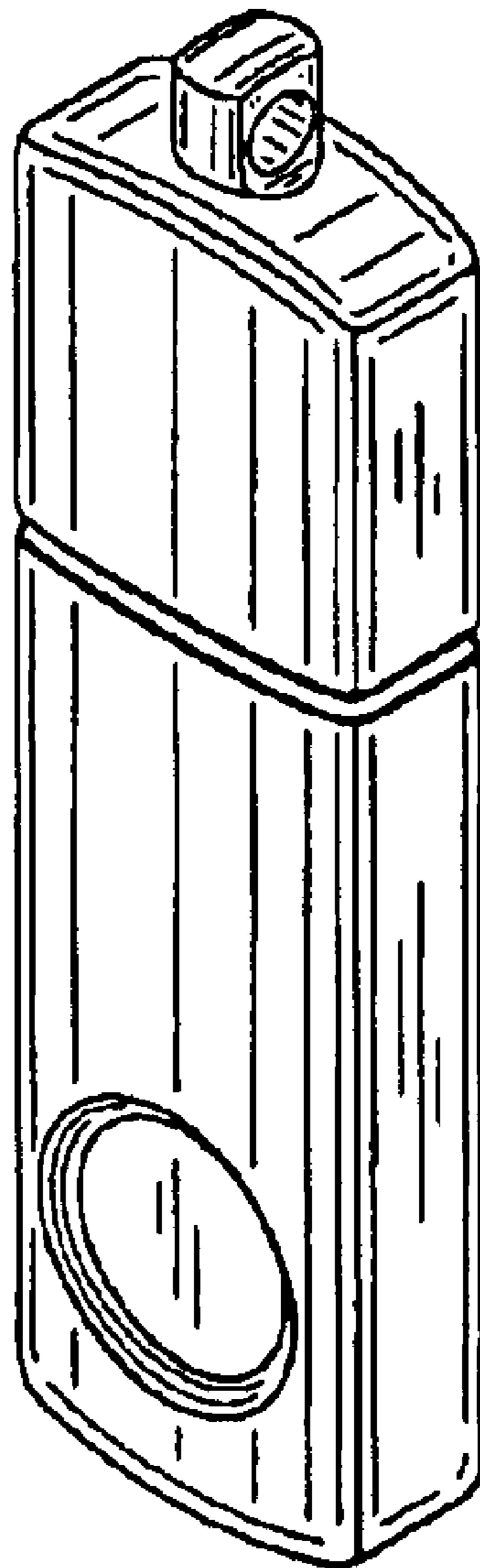


Fig.2




Fig.3




Fig.4



Fig.5




Fig.6



Fig.7

