

US00D500299S

(12) **United States Design Patent**
Obata

(10) **Patent No.:** **US D500,299 S**

(45) **Date of Patent:** **** Dec. 28, 2004**

(54) **DISC PLAYER**

(75) Inventor: **Shinichi Obata**, Tokyo (JP)

(73) Assignee: **Sony Corporation**, Tokyo (JP)

(**) Term: **14 Years**

(21) Appl. No.: **29/197,401**

(22) Filed: **Jan. 15, 2004**

(51) **LOC (7) Cl.** **14-01**

(52) **U.S. Cl.** **D14/156**

(58) **Field of Search** D14/135-136,
D14/156-157, 160-165, 167-168, 192-198,
217, 439; 455/347-351; 369/75.1, 75.2,
77.1, 77.2

(56) **References Cited**

U.S. PATENT DOCUMENTS

D322,068 S	*	12/1991	Yamakawa	D14/168
5,870,367 A	*	2/1999	Yamamori	369/75.1
D421,436 S		3/2000	Matsuoka		
D423,508 S		4/2000	Nakajima		
D436,105 S		1/2001	Goto		
D442,580 S	*	5/2001	Wolff et al.	D14/322
D467,564 S	*	12/2002	Obata	D14/136

D467,915 S	12/2002	Wada	
D477,302 S	7/2003	Narita	
D478,332 S	8/2003	Wada	
D480,372 S	* 10/2003	Chen et al. D14/136

FOREIGN PATENT DOCUMENTS

DE 1138253 S 4/2002

* cited by examiner

Primary Examiner—Nanda Bondade

(74) *Attorney, Agent, or Firm*—Rader, Fishman & Grauer PLLC

(57) **CLAIM**

The ornamental design for a disc player, as shown.

DESCRIPTION

FIG. 1 is a perspective view of a disc player showing my new design;

FIG. 2 is a front elevational view thereof;

FIG. 3 is a rear elevational view thereof;

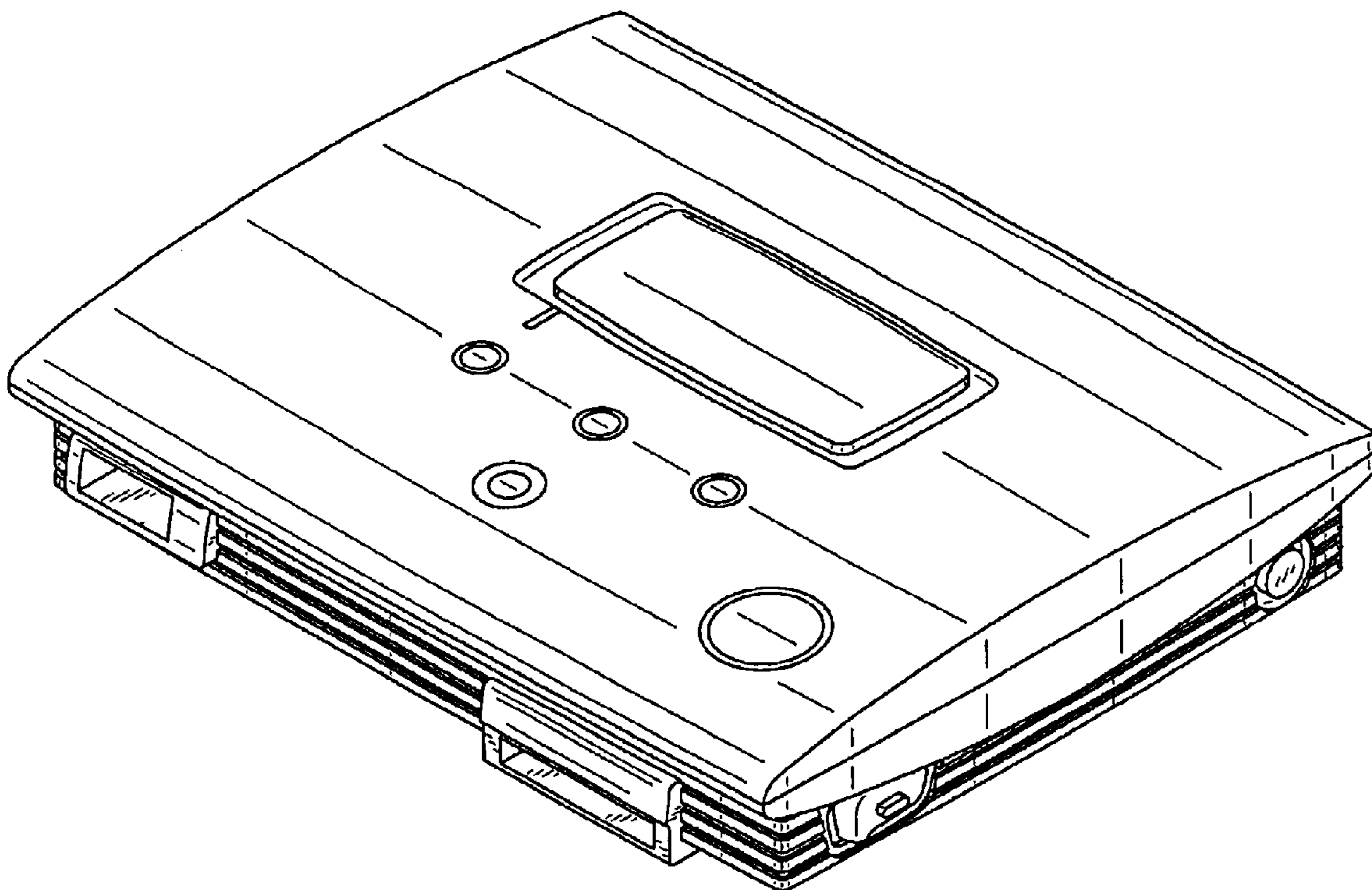
FIG. 4 is a left side elevational view thereof;

FIG. 5 is a right side elevational view thereof;

FIG. 6 is a top plan view thereof; and,

FIG. 7 is a bottom plan view thereof.

1 Claim, 4 Drawing Sheets



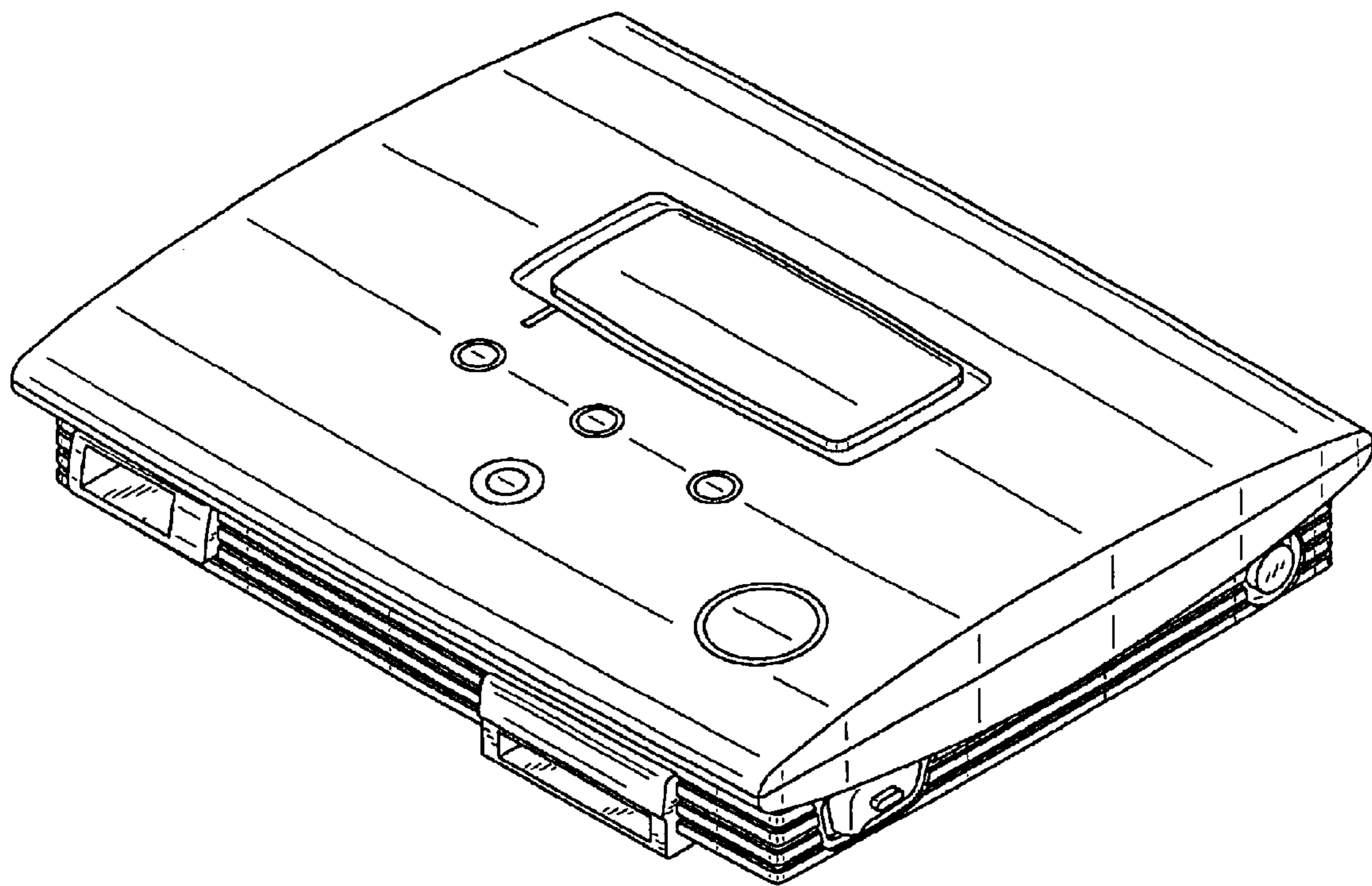


FIG. 1




FIG. 2

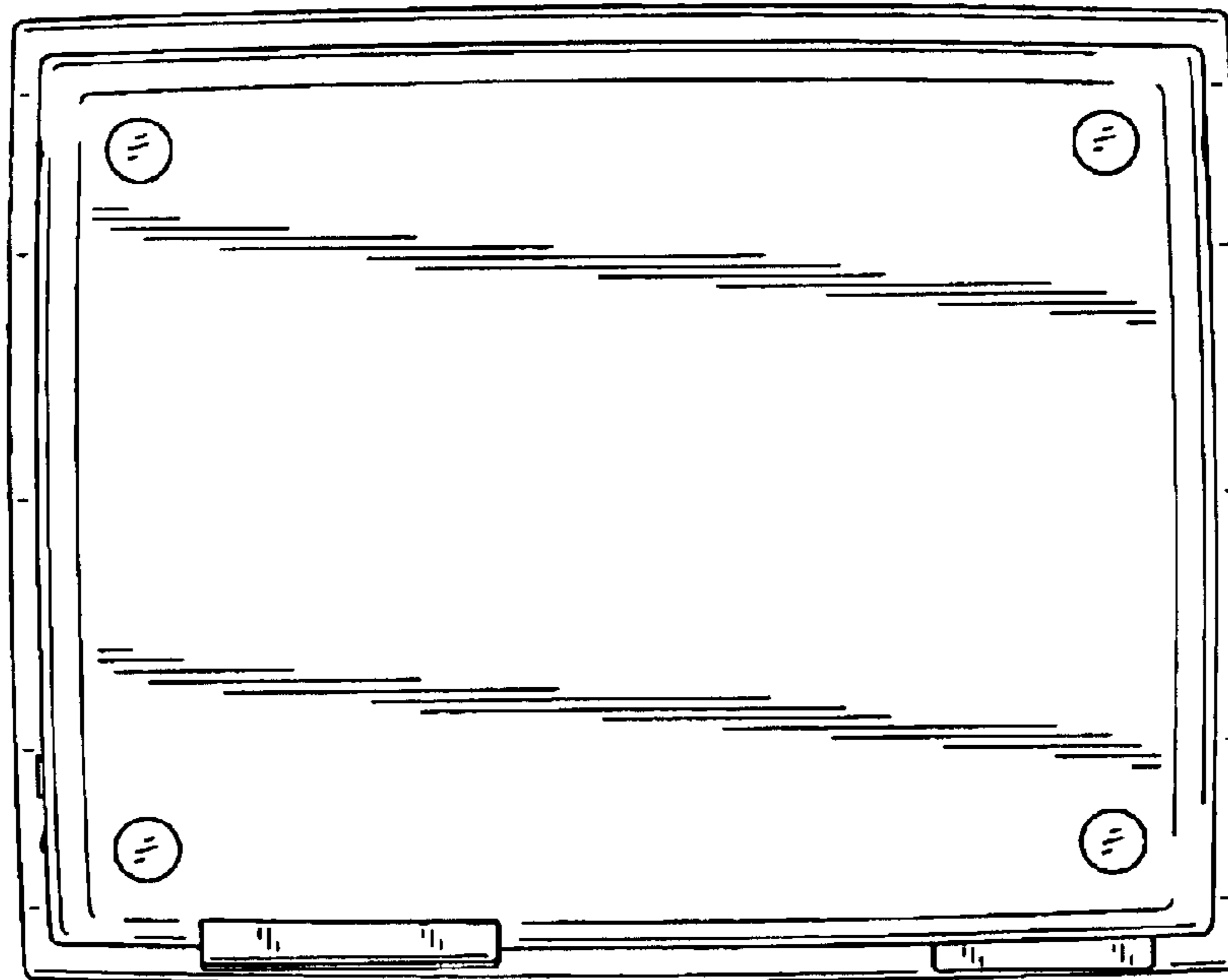


FIG. 3

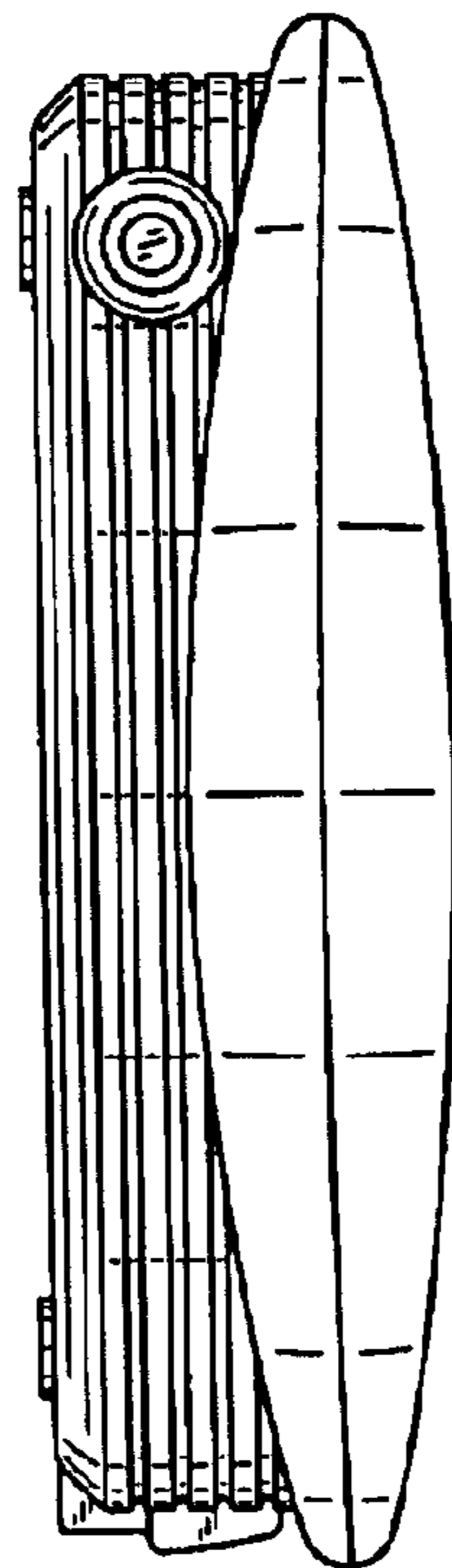


FIG. 4

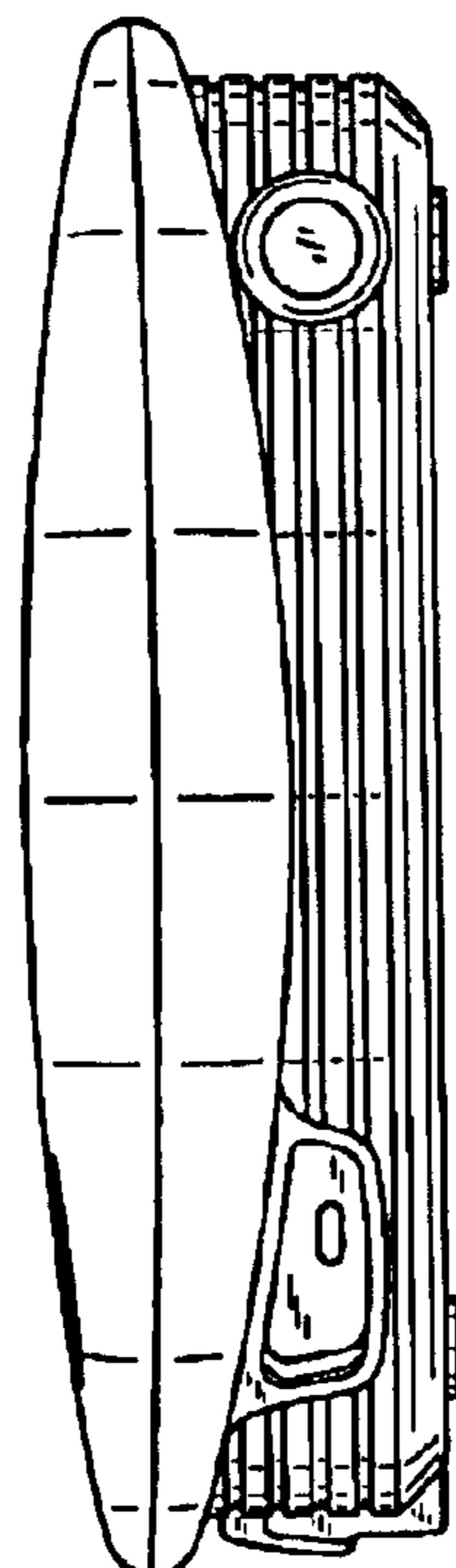


FIG. 5




FIG. 6




FIG. 7