

US00D500298S

(12) **United States Design Patent**
Yang

(10) **Patent No.:** **US D500,298 S**
(45) **Date of Patent:** **** Dec. 28, 2004**

(54) **MP3 PLAYER**
(75) **Inventor:** **Deok Joon Yang, Seoul (KR)**
(73) **Assignee:** **Reigncom Ltd., Seoul (KR)**
(**) **Term:** **14 Years**

5,859,828 A * 1/1999 Ishibashi 369/75.1
D417,214 S * 11/1999 Zeitman D14/163
D427,580 S * 7/2000 Brooks D14/156
D443,259 S * 6/2001 Okubo D14/167

* cited by examiner

(21) **Appl. No.:** **29/193,175**
(22) **Filed:** **Nov. 4, 2003**

Primary Examiner—Nanda Bondade
(74) *Attorney, Agent, or Firm*—Lee, Hong, Degerman,
Kang & Schmadeka

(30) **Foreign Application Priority Data**

Aug. 22, 2003 (KR) 30-2003-0023828

(57) **CLAIM**

The ornamental design for MP3 player, as shown and described.

(51) **LOC (7) Cl.** **14-01**
(52) **U.S. Cl.** **D14/156**
(58) **Field of Search** D14/135-136,
D14/156-157, 160-165, 167-168, 191-198,
217; 455/347-351; 369/75.1, 75.2, 77.1,
77.2

DESCRIPTION

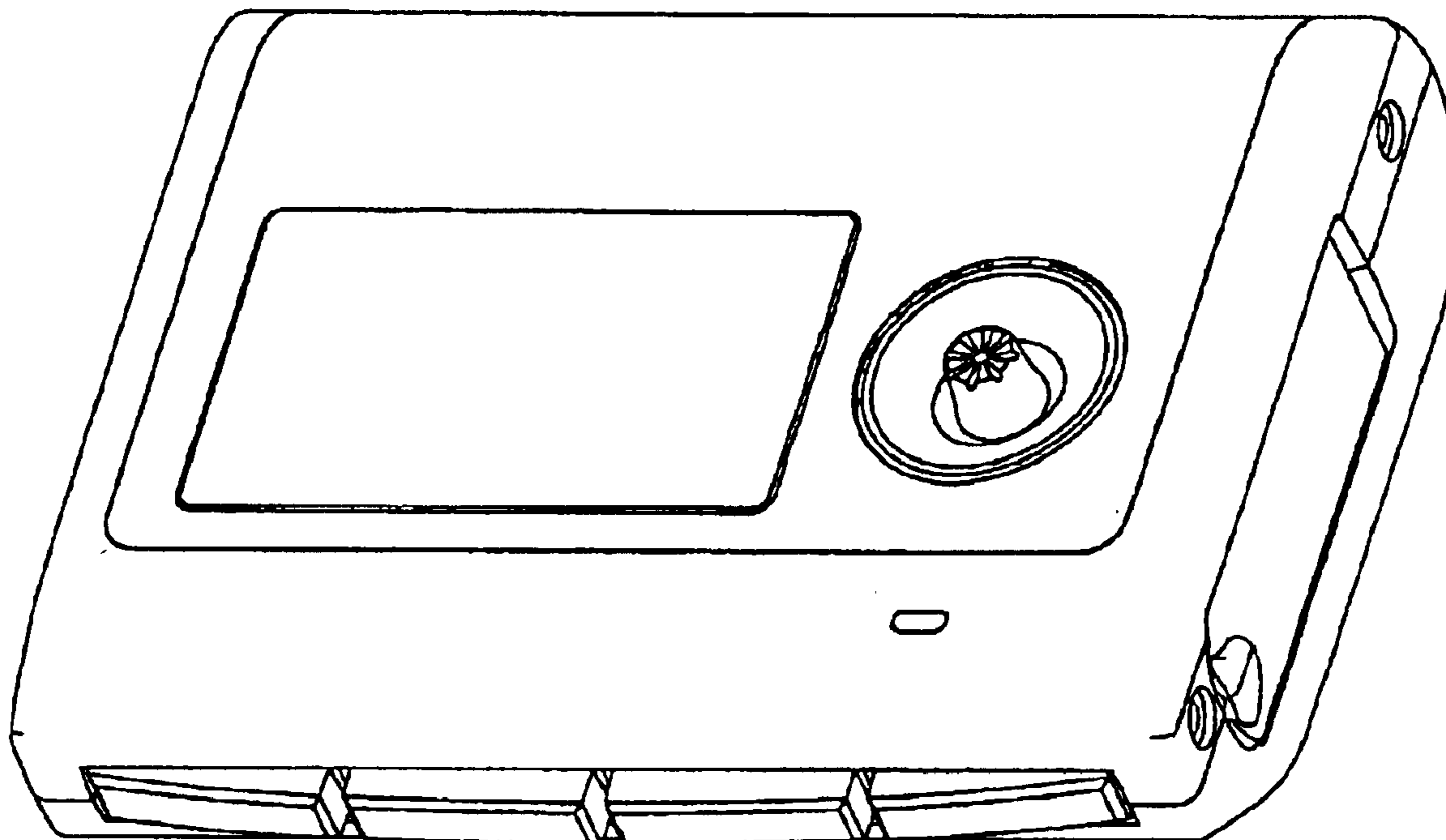
FIG. 1 is a perspective view of an embodiment of a MP3 player showing my new design;
FIG. 2 is a reduced front view thereof;
FIG. 3 is a back view thereof;
FIG. 4 is a left side view thereof;
FIG. 5 is a right side view thereof;
FIG. 6 is a top view thereof; and,
FIG. 7 is a bottom view thereof.

(56) **References Cited**

U.S. PATENT DOCUMENTS

D317,607 S * 6/1991 Emmerling D14/165
D341,591 S * 11/1993 Nakamura D14/156

1 Claim, 4 Drawing Sheets






FIG. 1

FIG. 2

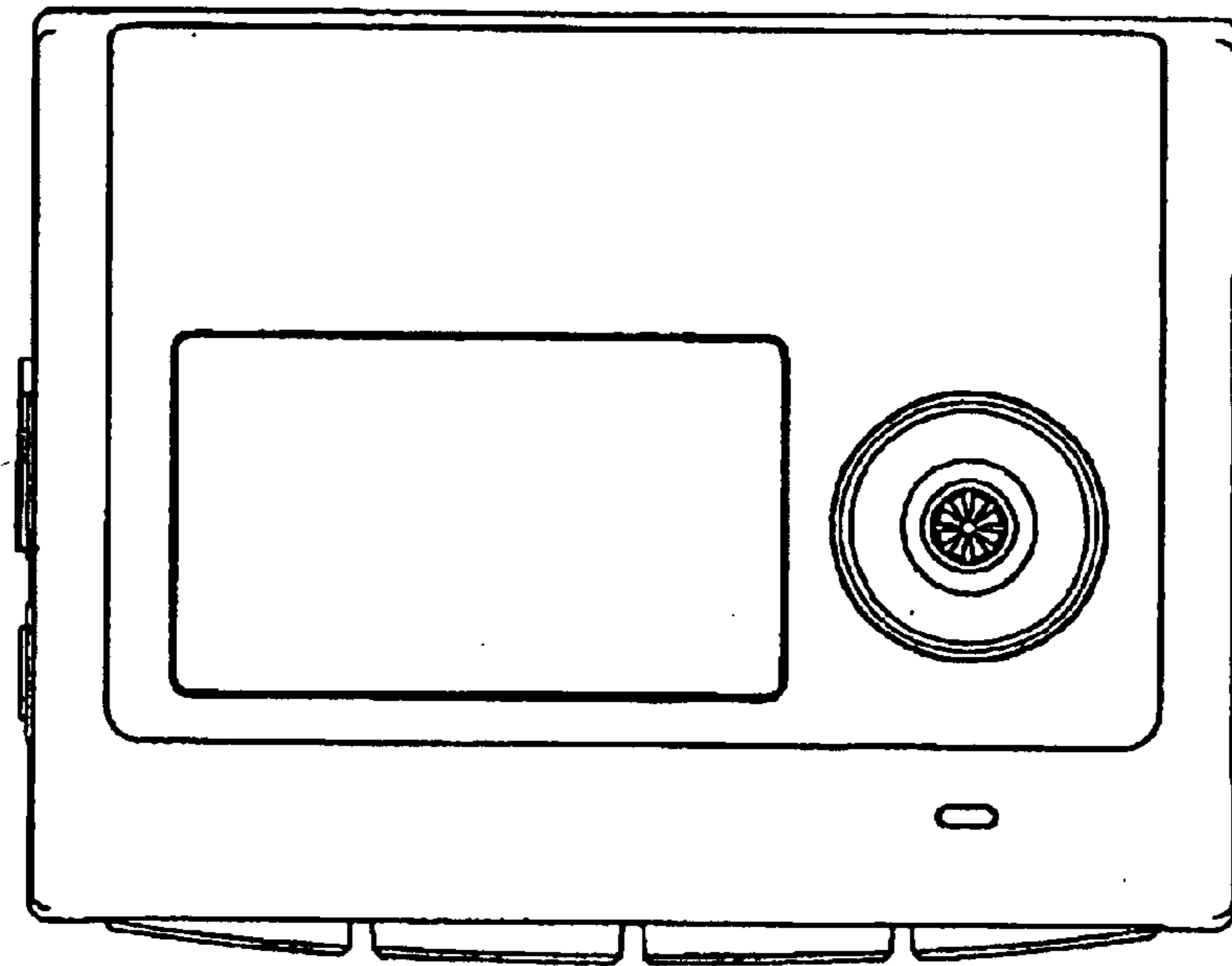



FIG. 3



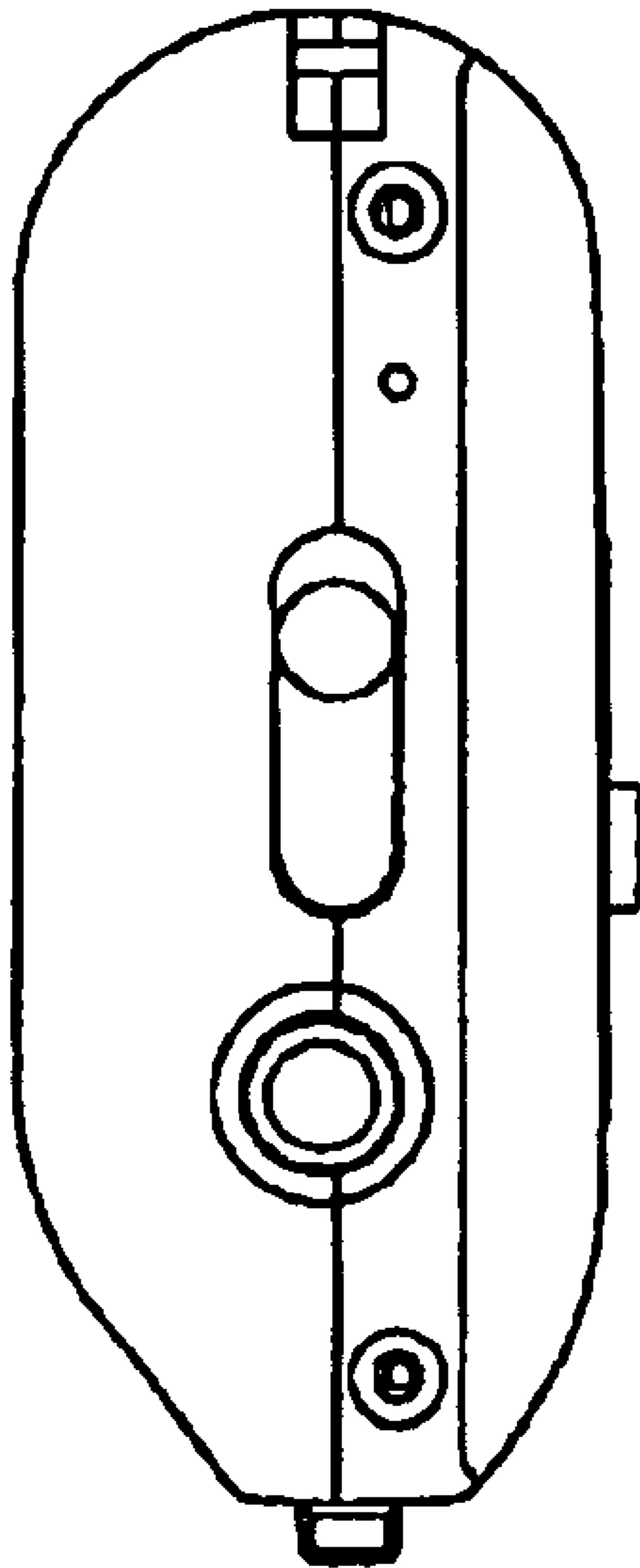


FIG. 4

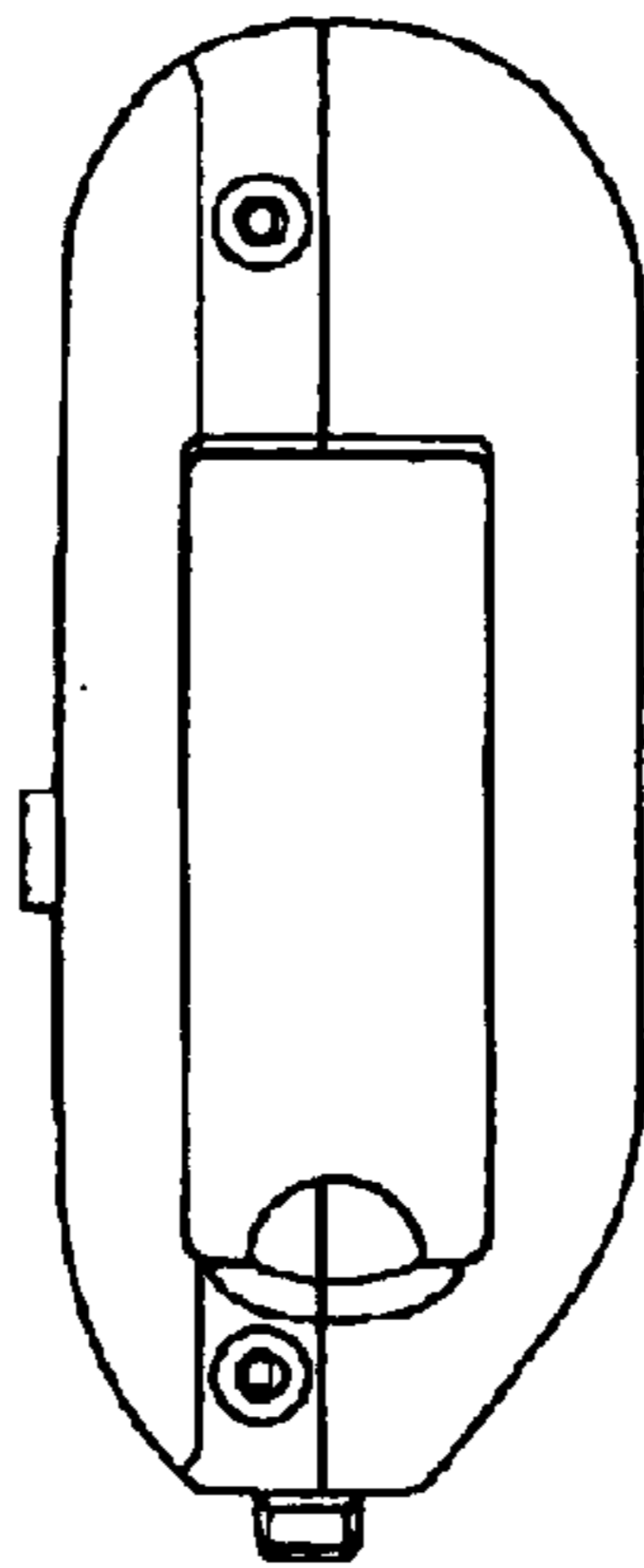


FIG. 5




FIG. 6




FIG. 7