

US00D500280S

(12) **United States Design Patent** (10) **Patent No.:** **US D500,280 S**
Cassell et al. (45) **Date of Patent:** **** Dec. 28, 2004**

(54) **SEAT FOR A PERSONAL WATERCRAFT**

5,540,174 A * 7/1996 Kishi et al. 114/291
D444,761 S * 7/2001 Momoi et al. D12/307

(75) Inventors: **Shannon Cassell**, Palm Bay, FL (US);
Tom Bucaccio, Grant, FL (US); **Greg
Martin**, Melbourne Beach, FL (US)

(73) Assignee: **Bombardier Recreational Products
Inc.**, Valcourt (CA)

(**) Term: **14 Years**

(21) Appl. No.: **29/183,611**

(22) Filed: **Jun. 16, 2003**

Related U.S. Application Data

(62) Division of application No. 29/161,065, filed on May 23,
2002, now Pat. No. Des. 479,702.

(51) **LOC (7) Cl.** **12-06**

(52) **U.S. Cl.** **D12/307**

(58) **Field of Search** D12/300, 307;
114/345, 347, 219, 274, 288-291; 441/65

(56) **References Cited**

U.S. PATENT DOCUMENTS

D340,221 S	10/1993	Krieger et al.	D12/307
D342,052 S	* 12/1993	Schoell et al.	D12/307
D343,160 S	1/1994	LaPointe	D12/307
D350,325 S	* 9/1994	Mardikian	D12/307
D359,469 S	* 6/1995	Yoshida et al.	D12/307

OTHER PUBLICATIONS

AU 97163 S (Yamaha Hatsudoki Kabushiki Kaisha) Jan. 3,
2002 [online] [retrieved Jul. 31, 2004] Retrieved from
Australian Patent Database.*

Carver Yachts Catalog, no page number, personal watercraft
located at left, 1998.

* cited by examiner

Primary Examiner—Holly Baynham

(74) *Attorney, Agent, or Firm*—BRP Legal Services

(57) **CLAIM**


The ornamental design for a seat for a personal watercraft,
as shown and described.

DESCRIPTION

FIG. 1 is a perspective view of a seat for a personal
watercraft according to our design;
FIG. 2 is a rear view thereof;
FIG. 3 is a left side view thereof;
FIG. 4 is a right side view thereof; and,
FIG. 5 is a top view thereof.

Throughout the figures, broken lines showing structure are
for illustrative purposes only and form no part of the claimed
design.

1 Claim, 5 Drawing Sheets



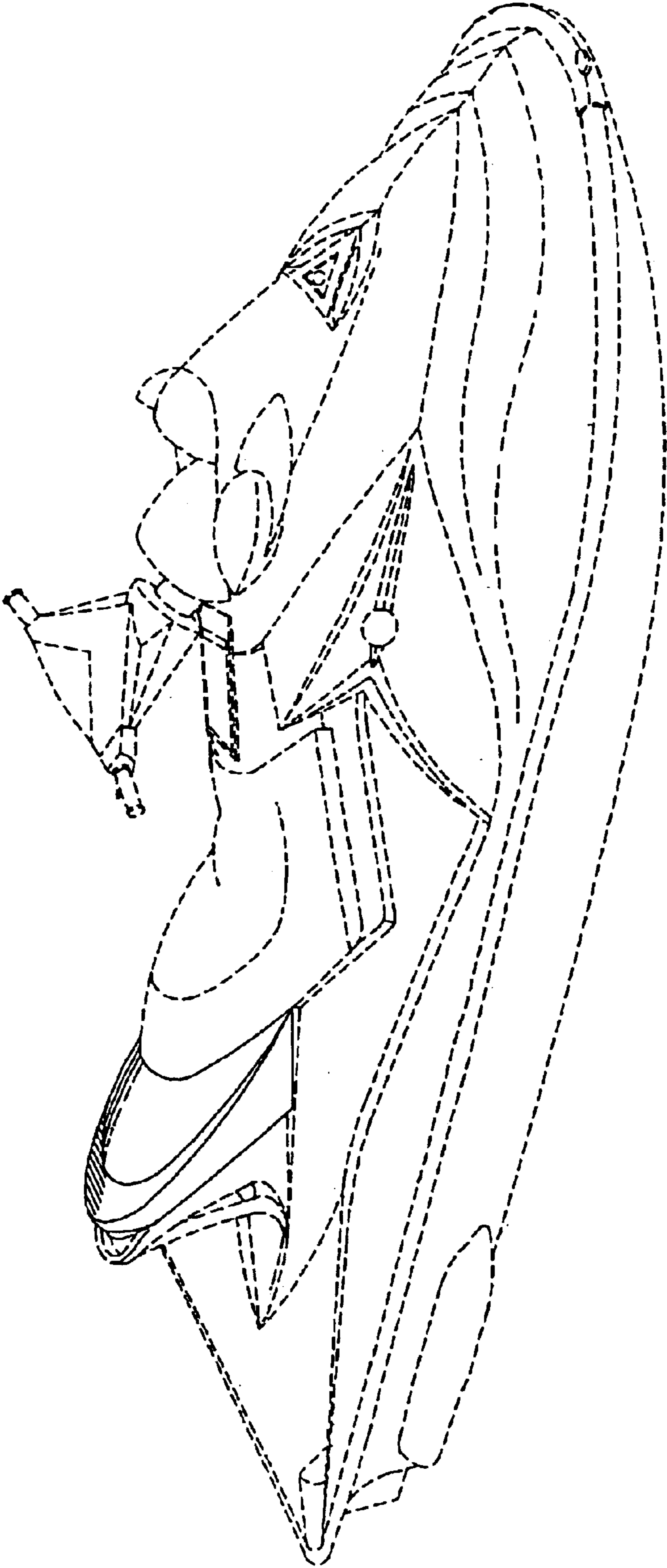


FIG. 1

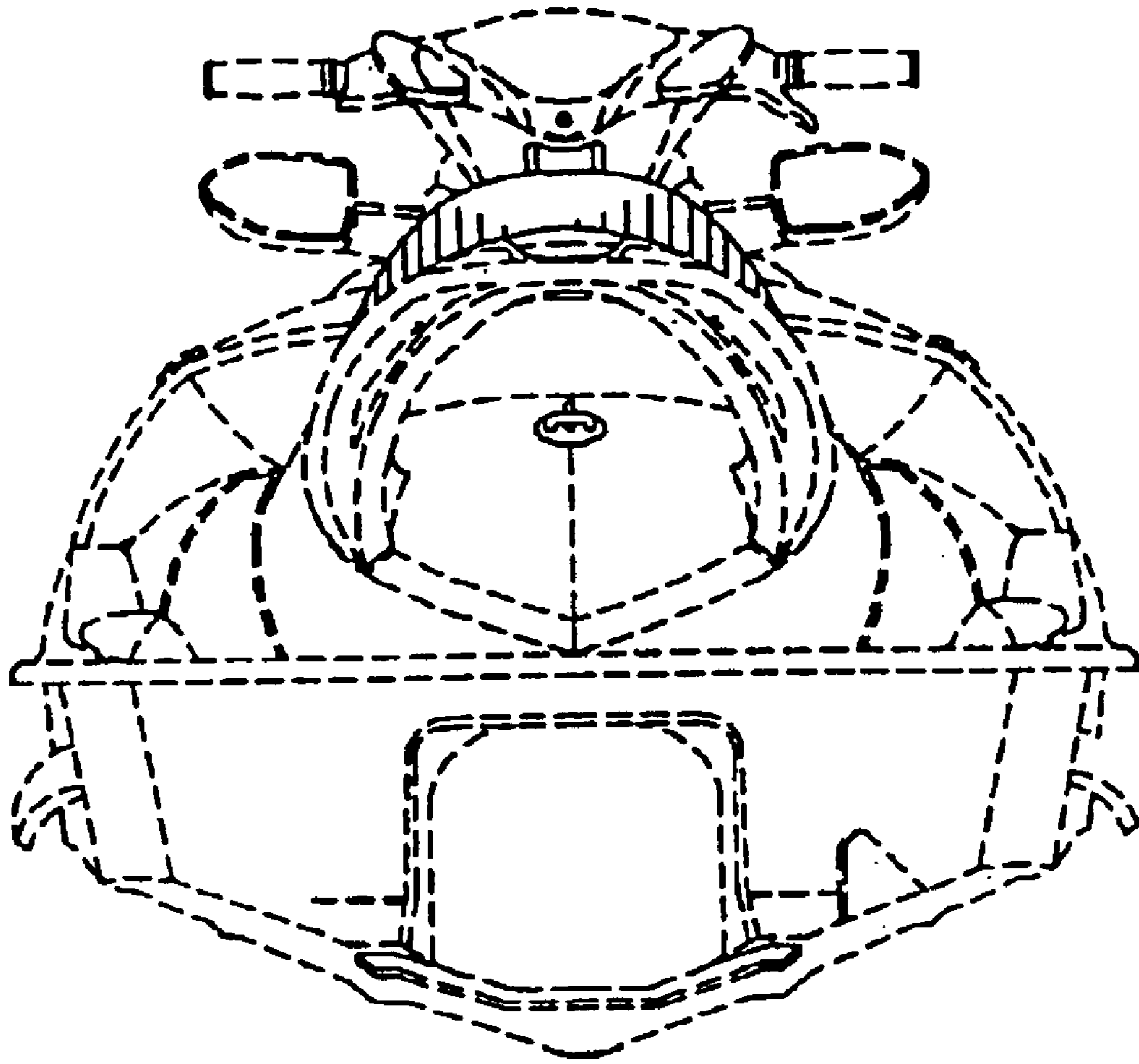


FIG. 2

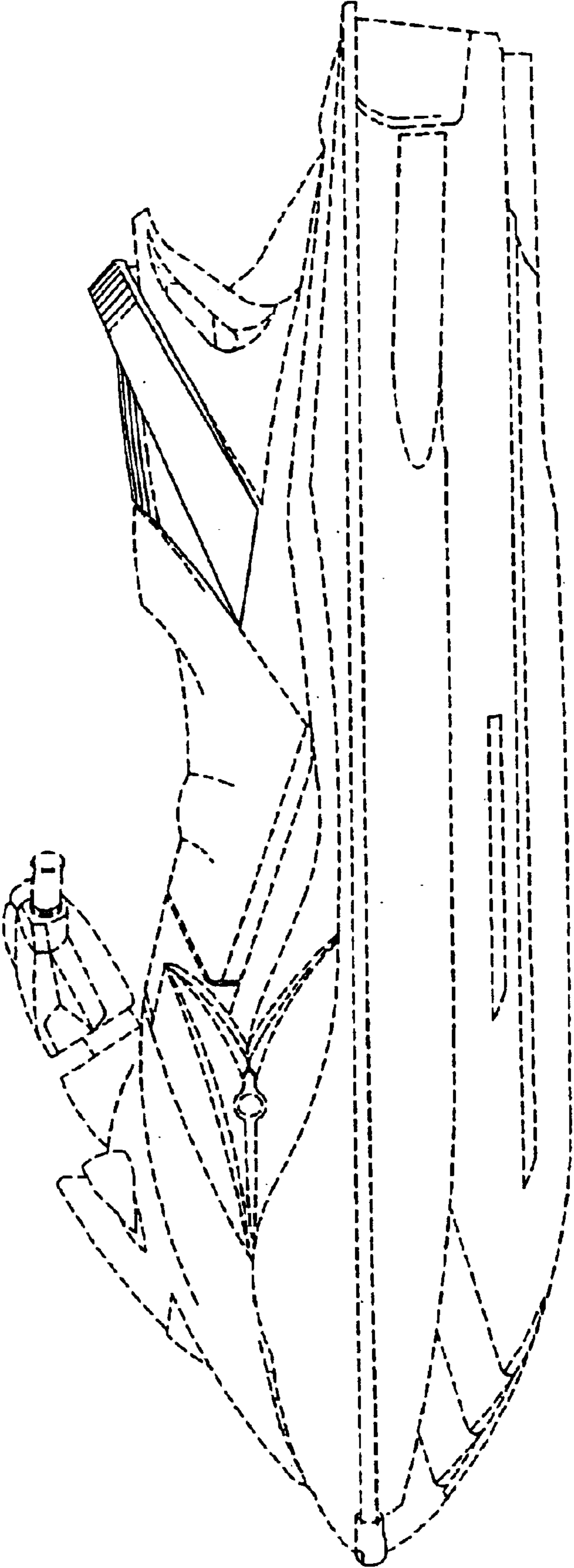


FIG. 3

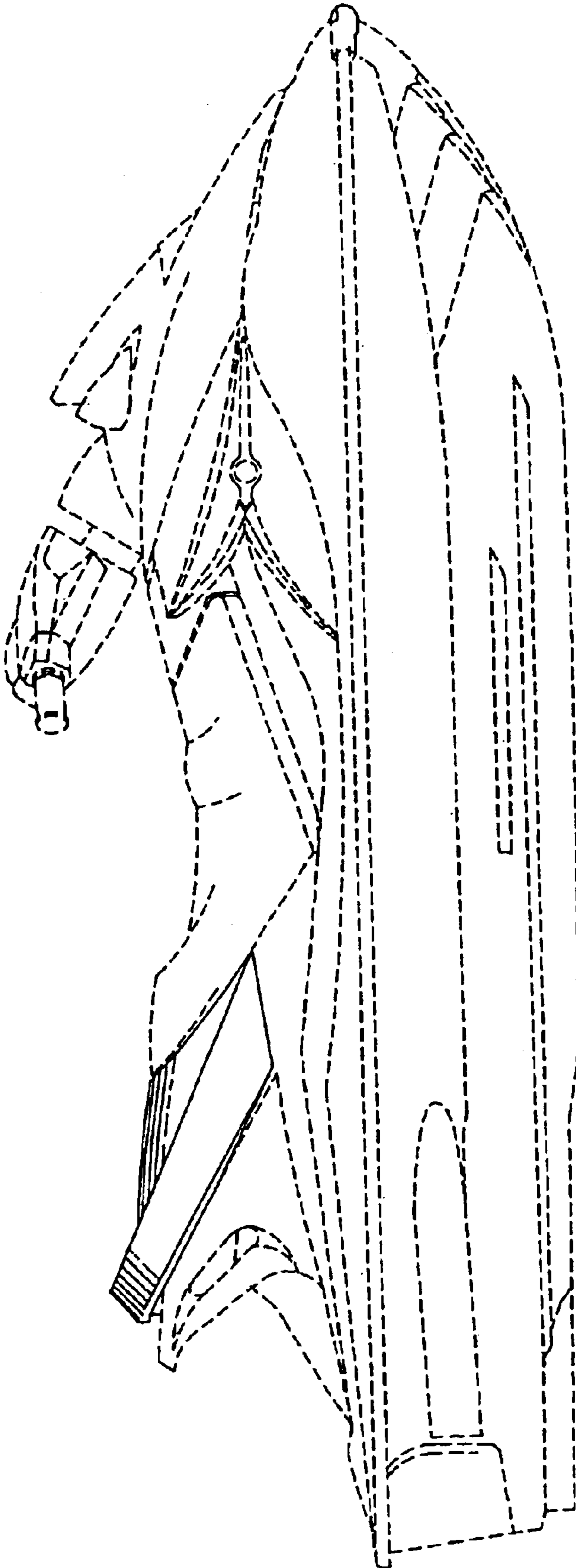


FIG. 4

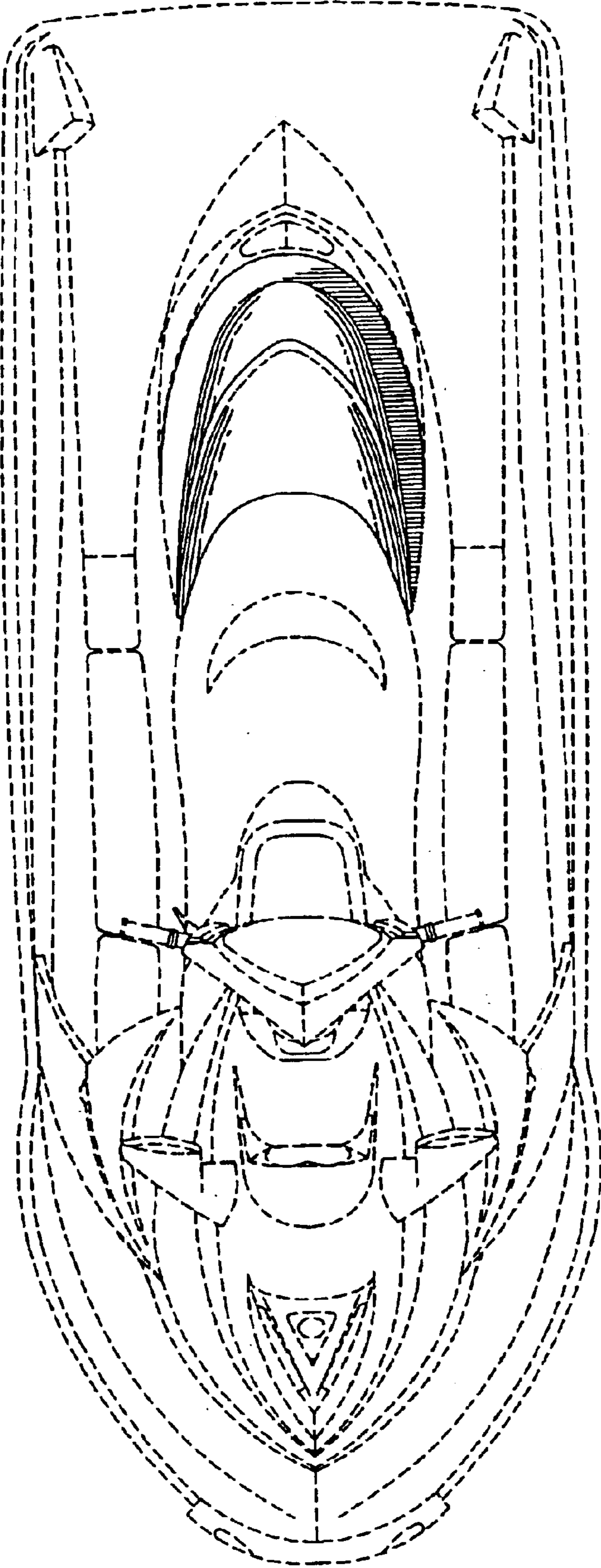


FIG. 5