

US00D500273S

(12) **United States Design Patent**  
**Otto et al.**

(10) **Patent No.:** **US D500,273 S**  
(45) **Date of Patent:** **\*\* Dec. 28, 2004**

(54) **SIDE VIEW MIRROR TO AN AUTOMOBILE**

(75) Inventors: **Henrik Otto**, Göteborg (SE); **Fedde Talsma**, Rotterdam (NL); **Alsed Briscoe**, Göteborg (NL)

(73) Assignee: **Ford Global Technologies, LLC**, Dearborn, MI (US)

(\*\*) Term: **14 Years**

(21) Appl. No.: **29/197,772**

(22) Filed: **Jan. 21, 2004**

(30) **Foreign Application Priority Data**

Jul. 25, 2003 (SE) ..... 03-0700

(51) **LOC (7) Cl.** ..... **12-16**

(52) **U.S. Cl.** ..... **D12/187**

(58) **Field of Search** ..... D12/187-189;  
359/838-851, 855-868, 871-881

(56) **References Cited**

**U.S. PATENT DOCUMENTS**

D372,450 S \* 8/1996 Santo ..... D12/187

D455,690 S \* 4/2002 Lee ..... D12/187  
D464,922 S \* 10/2002 Kuo ..... D12/187  
D478,853 S \* 8/2003 Boyer ..... D12/187  
D489,657 S \* 5/2004 Metros et al. .... D12/187  
D489,658 S \* 5/2004 Metros et al. .... D12/187  
D493,755 S \* 8/2004 Kneefel et al. .... D12/187

\* cited by examiner

*Primary Examiner*—Melody N. Brown

(74) *Attorney, Agent, or Firm*—Albihns Stockholm AB

(57) **CLAIM**

The ornamental design for a side view mirror to an automobile, as shown and described.

**DESCRIPTION**

FIG. 1 is a front view of a side view mirror to an automobile, according to our new design;  
FIG. 2 is a rear view thereof;  
FIG. 3 is a top view thereof;  
FIG. 4 is a bottom view thereof;  
FIG. 5 is a right side view thereof; and,  
FIG. 6 is a left side view thereof.

**1 Claim, 6 Drawing Sheets**






FIG. 1




FIG. 2




FIG.3



FIG.4




FIG.5




FIG.6